

Instrumentation



Siphon tube. For pressure gauges



Mod. 011 EN ASME/MNPT


- Connection: Male thread GAS
Male thread NPT
R: 1/4" to 1/2"
Material:  Cast steel. B40
 Stainless steel. CL300

Sleeve and nuts

- Connection: Female thread GAS
Female thread NPT
R: 1/4" to 1/2"
Material:  Brass
 Stainless steel

Prevents breakdowns and misalignments in pressure gauges.
Absorbs abrupt pressure changes or water hammer which cause malfunctioning pressure gauges.
Isolates the pressure gauge from extreme temperatures by creating thermal isolation space.
If working with steam, ensure that the pressure gauge is activated by water condensation and not by steam.





Depending on version



Needle valve



Mod. 147 EN ASME/FNPT ASME/SW

- Connection: Female thread GAS
Female thread NPT
Socket welding ends SW
R: 1/4" to 2"
Material:  Brass. PN-200
 Cast steel. PN-250
 Stainless steel. PN-250
Seal:  Metal

For liquids, gases and steam.
For use in hydraulic, pneumatic, heating and steam systems, chemical and food industries, etc.

Depending on version

