


Blowoff valve




Mod. 999 EN

Connection: Female thread


R: 3/8" and 1/2"


Material:  Brass. PN-25

Seal:  PTFE (Teflon)-Metal

Connection: Male thread x Female thread

R: 3/8" and 1/2"

Material:  Stainless steel. PMS-56 bar


Seal:  PTFE (Teflon)-Metal

Simple plug

Connection: Male thread x Tube Ø 12/10
and Ø 15/13 mm.

R: 3/8" and 1/2"

Material:  Cast steel

 Stainless steel

Sleeve

Connection: Male thread

R: 3/8" and 1/2"

Material:  Cast steel

Depending on version



-60°C to +260°C



56,00 bar



Steam/Gases/Liquids