



XV MEN'S WORLD
**SOFTBALL
CHAMPIONSHIP**
WHITEHORSE, YUKON • 2017

Final

7-16 JULY 2017

DAILY REPORT REPORTE DIARIO

@WBSC

#2017MWC

FOR THE TITLE OF WORLD CHAMPION



No.1 NZL



No.2 JPN



No.3 ARG



No.4 CAN



No.5 AUS



No.6 USA



No.7 VEN



No.8 CZE



No.10 GBR



No.11 DOM



No.13 DEN



No.14 RSA



No.19 BOT



HKG



TUR



IND


FINAL TEAMS' RANKING

POSICIÓN FINAL DE LOS EQUIPOS

1		NEW ZEALAND
2		AUSTRALIA
3		CANADA
4		ARGENTINA
5		JAPAN
6		USA
7		VENEZUELA
8		BOTSWANA
9		CZECH REPUBLIC
10		SOUTH AFRICA
11		DOMINICAN REPUBLIC
12		DENMARK
13		GREAT BRITAIN
14		HONG KONG
15		INDIA
16		TURKEY

OFFICIALS – OFICIALES

TECHNICAL COMMISSION - COMISIÓN TÉCNICA

Technical Director – Director Técnico:  **Darryl Clouts (AUS)**



 **Ron Radigonda (USA)**

 **Laurie Gouthro (USA)**

 **Bob Stanton (CAN)**

UMPIRES – ÁRBITROS

UIC –  **Bob Stanton**

ASS'T UIC –  **Wayne Saunders (NZL)** and  **Brian Vas Os (CAN)**

 **Walter DIAZ (ARG)**

 **Leigh EVANS(AUS)**

 **Jason CARTER (AUS)**

 **Abel MATABOGE (BOT)**

 **Gary SKJERVEN (CAN)**

 **Peter KLUSZCZYNSKI (CAN)**

 **Daryl HELMER (CAN)**

 **Mike MORRISSEY (CAN)**

 **Junchuan NONG (CHN)**

 **Enrique RAMIREZ (CUB)**

 **Vladimir LISS (CZE)**

 **Jiri DOSTAL (CZE)**

 **Galip SOENMEZ (GER)**

 **Nobuhiro ENDO (JPN)**

 **Toyomatsu TABINUKI (JPN)**

 **Renzo RUIZ (MEX)**

 **Mark PORTEOUS (NZL)**

 **Tony KAIARUNA (NZL)**

 **William LOPEZ (PUR)**

 **Ashley MMAKOLA (RSA)**

 **Randy MCLAMB (USA)**

 **Brian SONAK (USA)**

 **Casey WAITE (USA)**

 **Carlos FALCÓN (VEN)**

OFFICIAL SCORERS – ANOTADORES OFICIALES

Scorers Director – Director de Anotadores:  **Maurizio Ronchi**

 **Sharon NESS (CAN)**

 **Lawrence BEATTY (CAN)**

 **Kathy Stewart (CAN)**

 **Erin BURNS (CAN)**

 **Garry BURNS (CAN)**

 **Susan BURNS (CAN)**

 **Elise HAMMEL (CAN)**

 **Maury HAMMEL (CAN)**

 **Rebecca HAMMEL (CAN)**

ROSTER



ARGENTINA

ARG

##	Name	Pos	B/T	Cl	DATE OF BIRTH
4	MATA C Huemul E	IF	R/R	SR	15/01/1995
6	ZARA Juan C	IF	R/R	SR	26/05/1993
7	MINIGUTTI Matias N	OF	R/R	SR	30/01/1993
9	MIGLIAVACCA S Teo	OF	R/R	SR	11/01/1997
10	GONZALEZ Martin I	P	R/R	SR	10/05/1993
11	EDER Federico	OF	R/R	SR	05/09/1988
17	MONTERO Mariano A	OF	R/R	SR	03/06/1985
19	OJEDA Gonzalo A	IF	R/R	SR	10/01/1992
24	MALARCZUK Juan L	IF	R/R	SR	13/09/1994
25	LATASA Leonardo M	C	R/R	SR	14/02/1984
27	GODOY Manuel I	IF	R/R	SR	25/09/1987
28	MOTRONI Bruno	C	R/R	SR	16/12/1985
29	MONTERO Maximiliano	P	R/R	SR	01/08/1986
35	LOMBARDO Francisco	IF	R/R	SR	07/01/1993
59	PEKER Alan J	OF	R/R	SR	09/03/1998
70	GODOY H Roman A	P	R/R	SR	22/10/1995
82	GODOY Gustavo O	IF	R/R	SR	25/10/1981
	GAMARCI Julio I	MANAGER	R/R	SR	
	GUERRINIERI Gustavo	COACH	R/R	SR	
	GUERRINIERI Jose A	COACH	R/R	SR	

ROSTER



AUSTRALIA

AUS

##	Name	Pos	B/T	Cl	DATE OF BIRTH
2	HARRIS Mark	OF	R/R	SR	29/03/1985
4	WHITE Joshua	IF	R/R	FR	22/12/1996
7	O'BYRNE Brendan	IF	R/R	SR	20/08/1987
9	MERRIMAN Ryan	C	R/R	SR	01/08/1994
13	FOLKARD Adam	P	R/R	SR	04/08/1986
14	MATHEWS Hayden	OF	R/R	SR	20/04/1996
16	NORTON Nick	C	R/R	SR	26/09/1986
21	MCGOVERN Joshua	IF	R/R	SR	12/06/1997
22	FARRELL Jarryd	P	R/R	SR	22/04/1991
23	KIRKPATRICK Andrew	P	R/R	SR	06/05/1984
27	SHAILES Nick	IF	R/R	SR	26/04/1985
28	WELDON Lewis	UTL	R/R	SR	30/10/1989
35	O'LEARY Liam	OF	R/R	SR	15/05/1993
38	JEMMOTT Julian	IF	R/R	SR	29/04/1991
65	SINCLAIR Ryan	OF	R/R	SR	28/04/1993
89	PETERS Harrison	P	R/R	SR	17/09/1992
99	TODHUNTER James	IF	R/R	SR	21/07/1992
	COULTAS Geoffrey	COACH	R/R	SR	
	HARROW Laing	MANAGER	R/R	SR	

ROSTER



BOTSWANA

BOT

##	Name	Pos	B/T	Cl	DATE OF BIRTH
1	GAROGWE Witness S	P	R/R	SR	16/05/1979
2	MATLHO Kabo T	IF	R/R	SR	20/09/1983
3	MOALOSI Morulaganyi	C	R/R	SR	23/11/1985
5	MOTSUMI Onkagetse G	IF	R/R	SR	06/09/1997
6	TSHELAMETSE Gomolemo	OF	R/R	SR	12/12/1981
8	KGOSIMORE Moses	IF	R/R	SR	13/11/1994
9	DEKOKER Brian T	IF	R/R	SR	10/04/1994
10	RADITHOBANE Thabiso	C	R/R	SR	03/03/1988
11	LEGAU Odirile	P	R/R	SR	04/05/1987
12	MOTSHOLATHEBE Karabo	P	R/R	SR	27/07/1992
13	TSHELAMETSE Romeo	P	R/R	SR	03/01/1979
14	GUDU Unaswi P	C	R/R	SR	25/07/1992
15	SIMWANZA Eric	OF	R/R	SR	04/06/1989
16	SHALOBANE Mothusi	OF	R/R	SR	01/04/1980
17	LEKGOTHU Obusitswe P	IF	R/R	SR	29/11/1982
18	MANAKA Jury	IF	R/R	SR	04/04/1982
19	MOGALE Kagiso J	P	R/R	SR	23/12/1990
	MAFORAGA Gabriel P	MANAGER	R/R	SR	
	NAKAMURA Aiko	COACH	R/R	SR	
	THOMPSON Misael Q	COACH	R/R	SR	

ROSTER



CANADA

CAN

##	Name	Pos	B/T	Cl	DATE OF BIRTH
2	WALUSHKA Kristopher	IF	R/R	SR	20/12/1983
3	HORN Brandon	IF	R/R	SR	20/08/1985
6	SCHELLENBERG Kevin	IF	R/R	SR	16/10/1980
7	HUNTER Blake	IF	R/R	SR	19/05/1987
9	WALSH Colin	OF	R/R	SR	25/07/1992
12	MCCULLOUGH Devon	P	R/R	SR	28/09/1990
15	ROY Mathieu	OF	R/R	SR	21/12/1988
17	JOHNSON Mark	OF	R/R	SR	26/09/1985
22	EZEKIEL Bradley	OF	R/R	SR	21/03/1987
24	SKELTON Andrew	P	R/R	SR	23/04/1987
29	MAYSON Derek	IF	R/R	SR	16/04/1984
33	MULLALEY Stephen	IF	R/R	SR	30/11/1983
41	SCHOFIELD Justin	P	R/R	SR	16/01/1990
42	ABREY Bryan	UTL	R/R	SR	30/04/1987
44	CLEARY Sean	P	R/R	SR	30/11/1984
51	BOLAND Ryan	C	R/R	SR	05/10/1987
91	BOLAND Shane	IF	R/R	SR	22/02/1991
	HILL John	COACH	R/R	SR	
	HOLOIEN Dean	COACH	R/R	SR	
	HOWEY Les	COACH	R/R	SR	
	STUART John	MANAGER	R/R	SR	

ROSTER



CZECH REPUBLIC

CZE

##	Name	Pos	B/T	Cl	DATE OF BIRTH
2	PETR Tomas	IF	R/R	SR	26/07/1988
4	MERTL David	IF	R/R	SR	09/04/1983
5	BENDA Tomas	OF	R/R	SR	01/02/1987
8	MALECEK Ondrej	P	R/R	SR	17/08/1994
11	KORCAK Jiri	IF	R/R	SR	27/04/1994
18	MALY Marek	P	R/R	SR	20/04/1995
19	KLEIN Tomas	IF	R/R	SR	10/05/1992
22	VACHA Petr	OF	R/R	SR	04/06/1981
23	BRENIK Jaroslav	P	R/R	SR	23/11/1984
28	KOLKUS Patrik	IF	R/R	SR	12/04/1977
32	KOLUCH Michal	OF	R/R	SR	17/03/1994
48	HOLBRADEK Michal	P	R/R	SR	05/08/1997
77	KOPECNY Patrik	OF	R/R	SR	25/03/1995
78	NEZBEDA Jiri	OF	R/R	SR	23/12/1987
96	KLAS Mikulas	IF	R/R	SR	17/12/1993
99	SVOBODA Vaclav	IF	R/R	SR	20/12/1985
	KORCAK Jaroslav	COACH	R/R	SR	
	KUSY Tomas	MANAGER	R/R	SR	

ROSTER



DENMARK

DEN

##	Name	Pos	B/T	Cl	DATE OF BIRTH
5	LOHMANN Lukas	P	R/R	SR	10/07/1997
9	SVANE Anders	C	R/R	SR	02/05/1983
11	HANSEN Kim	P	R/R	SR	23/03/1986
20	SIMONSEN Martin	OF	R/R	SR	10/04/1992
21	BROWN Anton	C	R/R	SR	09/03/1996
25	JULENON Daniel	P	R/R	SR	07/11/1985
36	NIELSEN Dennis	IF	R/R	SR	11/01/1991
44	NIHOEJ Marc	IF	R/R	SR	05/09/1995
50	TERKELSEN Valdemar	P	R/R	SR	29/09/1990
51	ANDERSEN Mikkel	IF	R/R	SR	05/12/1992
55	LORENTSEN Alexander	IF	R/R	SR	20/11/1998
60	GORLEN Benjamin	C	R/R	SR	14/04/1993
65	MILNE Duncan	OF	R/R	SR	25/12/1998
95	JOERGENSEN Anders	C	R/R	SR	26/11/1984
	NUKUNUKU Dion	COACH	R/R	SR	
	NUKUNUKU Israel	MANAGER	R/R	SR	

ROSTER



DOMINICAN REPUBLIC

DOM

##	Name	Pos	B/T	Cl	DATE OF BIRTH
1	MEDINA Francis	OF	R/R	SR	28/02/1989
4	VALERIO Elias	SS	R/R	SR	03/05/1994
5	GONZALEZ Yan C	P	R/R	SR	28/03/1987
6	PAULINO Santiago	P	R/R	SR	13/12/1983
7	ARIAS Juan	C	R/R	SR	03/03/1989
8	PEREZ Yennier	P	R/R	SR	15/08/1988
9	MENA Luiyi	P	R/R	SR	31/10/1989
10	DE MOTA Joel	OF	R/R	SR	28/01/1989
11	NUNEZ Tomas	3B	R/R	SR	22/08/1978
12	FIGUEROA Pablo	OF	R/R	SR	21/02/1987
13	RAMIREZ Juan	2B	R/R	SR	24/06/1985
14	MORETA Freddy	C	R/R	SR	05/10/1978
17	LAHOZ Sergio	1B	R/R	SR	27/10/1973
18	CRUZ Melvin	IF	R/R	SR	25/05/1980
19	BATISTA Melvin	P	R/R	SR	13/11/1984
22	CHALAS Josuel	OF	R/R	SR	24/09/1988
24	VILLAFANA Wilton	3B	R/R	SR	16/06/1991
	CHARLTON Doug	COACH	R/R	SR	
	CHARLTON Doug	COACH	R/R	SR	
	PRICE Steven	COACH	R/R	SR	
	TAVERAS German	COACH	R/R	SR	07/07/1968

ROSTER



GREAT BRITAIN

GBR

##	Name	Pos	B/T	Cl	DATE OF BIRTH
2	TONLIN Mathew	IF	R/R	SR	02/02/1996
3	STOCKFORD Kevin	P	R/R	SR	03/07/1985
6	GALE Ieuan	OF	R/R	SR	06/09/1995
7	O-NEILL Regan	IF	R/R	SR	18/01/1994
10	PETERS Luke	OF	R/R	SR	13/06/1981
11	DAVIES Neil	C	R/R	SR	05/09/1988
12	DARBY James	P	R/R	SR	05/01/1994
14	PRISCOTT Tom	OF	R/R	SR	14/04/1992
18	OTTRIDGE Morgan	1B	R/R	SR	15/12/1970
25	PEAT Josh	IF	R/R	SR	10/03/1993
26	HARRISON Kelvin	OF	R/R	SR	22/12/1988
34	LINTON Kyle	P	R/R	SR	29/01/1985
36	ASWANI Amit	IF	R/R	SR	19/07/1996
	JACKA Christine	COACH	R/R	SR	
	STOCKFORD Kevin	MANAGER	R/R	SR	

ROSTER



HONG KONG

HKG

##	Name	Pos	B/T	Cl	DATE OF BIRTH
4	CHENG Yu S	IF	R/R	SR	27/04/1996
6	CHAN Chun K	OF	R/R	SR	29/09/1989
7	FUNG Po H	IF	R/R	SR	06/08/1991
10	TANG Chung M	P	R/R	SR	06/07/1985
11	SIU Kam T	OF	R/R	SR	01/11/1994
12	KAM O M	C	R/R	SR	03/09/1988
16	WU Chi L	IF	R/R	SR	11/05/1988
17	WONG Wai H	P	R/R	SR	20/09/1978
18	NG Ling K	C	R/R	SR	29/06/1992
27	OSHIMA Den	OF	R/R	SR	18/01/1984
34	LING Yuk S	P	R/R	SR	19/10/1997
35	CHEUNG Tak H T	IF	R/R	SR	04/10/1995
36	LAU Hon M	OF	R/R	SR	06/05/1986
56	HO Hoi M	P	R/R	SR	22/09/1988
60	PANG Kam M	IF	R/R	SR	03/11/1986
66	YEUNG Ho T	P	R/R	SR	27/02/1994
93	TONG Che F	C	R/R	SR	23/09/1986
	CHAN Hei W	MANAGER	R/R	SR	
	CHAU Kim H	COACH	R/R	SR	
	CHUEN Chi W	COACH	R/R	SR	

ROSTER



INDIA

IND

##	Name	Pos	B/T	Cl	DATE OF BIRTH
1	CHIRAG Sangwan	SS	R/R	SR	22/10/1999
2	SUNIL Raj	C	R/R	SR	08/05/1996
3	KUMAR Dave P	LF	R/R	SR	26/09/1992
4	KISHAN Mahanand	P	R/R	SR	07/04/1995
5	SAHIL Goyal	RF	R/R	SR	31/01/1997
6	SUMIT Sharma	LF	R/R	SR	15/05/1993
7	KUMAR Hitesh	RF	R/R	SR	10/01/1997
8	KUMAR Chaurasiya S	C	R/R	SR	17/06/1987
9	DANDALE Pranav	C	R/R	SR	02/05/1991
10	AJMAL Puthiya P	CF	R/R	SR	23/12/1993
11	DEEPAK Kumar	1B	R/R	SR	04/02/1995
12	VINEETH Rajan	SS	R/R	SR	04/03/1994
13	SINGH Sehgal H	2B	R/R	SR	28/07/1989
14	JAGADEESH Mangala	RF	R/R	SR	14/06/1995
15	SINGH Rana J	1B	R/R	SR	04/02/1996
16	RAVI Ambulkar P	P	R/R	SR	28/07/1992
17	DHRUV Datta	CF	R/R	SR	03/06/1994
	MAHADIK Chetan	COACH	R/R	SR	
	SAHOO Pradeep	COACH	R/R	SR	
	SIKANDER Kuril	MANAGER	R/R	SR	

ROSTER



JAPAN

JPN

##	Name	Pos	B/T	Cl	DATE OF BIRTH
1	ITOSE Yusuke	IF	R/R	SR	24/09/1992
4	KOMIYAMA Atsushi	IF	R/R	SR	10/10/1982
5	MERA Kota	IF	R/R	SR	10/11/1990
8	TOKOI Yusuke	OF	R/R	SR	07/04/1988
9	URAMOTO Daishi	IF	R/R	SR	25/07/1985
10	TAKAHASHI Hayami	P	R/R	SR	15/09/1987
12	SAWADA Masaki	IF	R/R	SR	05/03/1987
14	KATAOKA Taiyo	C	R/R	SR	25/10/1988
15	KOSHIKIYA Ryo	IF	R/R	SR	17/07/1991
16	KYAKUNO Takuya	P	R/R	SR	13/09/1983
17	OKAZAKI Kento	P	R/R	SR	11/02/1995
18	YAMAWAKI Yuya	P	R/R	SR	17/05/1992
19	MORITA Yusuke	OF	R/R	SR	25/11/1988
20	MATSUDA Hikaru	P	R/R	SR	17/12/1986
22	MORI Yuki	P	R/R	SR	04/02/1984
24	KAWADA Naoaki	OF	R/R	SR	08/02/1990
25	OISHI Tsukasa	C	R/R	SR	27/09/1996
	HAMAGUCHI Tatsuya	COACH	R/R	SR	
	OKAMOTO Tomoaki	MANAGER	R/R	SR	
	YOSHIMURA Hiroshi	COACH	R/R	SR	

ROSTER



NEW ZEALAND

NZL

##	Name	Pos	B/T	Cl	DATE OF BIRTH
3	EVANS Joel J	IF	R/R	SR	13/03/1991
5	PETTETT Joshua A	P	R/R	SR	04/04/1993
6	FLETCHER Isaac M	IF	R/R	SR	06/03/1997
7	COMPAIN Kallan H	C	R/R	SR	04/01/1990
12	NUKUNUKU Nathan W	IF	R/R	SR	08/05/1980
13	VAN LIESHOUT Zane A	C	R/R	SR	16/10/1992
15	RONA Brad G	IF	R/R	SR	17/02/1976
18	HAYES Nikki J	P	R/R	SR	02/06/1989
20	ENOKA Thomas D	OF	R/R	SR	20/02/1991
25	ENOKA Campbell D	OF	R/R	SR	02/01/1994
27	GOLLAN Karl R	P	R/R	SR	27/05/1979
29	LAULA Wayne	OF	R/R	SR	07/06/1981
33	GIBSON Campbell R	P	R/R	SR	19/02/1993
46	BARTORILLO Tyron J	IF	R/R	SR	28/06/1984
47	EVANS Cole S	IF	R/R	SR	30/04/1998
68	HARBROW Joshua G	IF	R/R	SR	25/07/1991
89	ENOKA Benjamin R	OF	R/R	SR	11/08/1989
	MARINO Darryl	COACH	R/R	SR	
	SORENSEN Mark	MANAGER	R/R	SR	
	WANA Jim	PCOACH	R/R	SR	

ROSTER



SOUTH AFRICA

RSA

##	Name	Pos	B/T	Cl	DATE OF BIRTH
---	----	---	---	---	-----
2	MCGREGOR - L Gareth	OF	R/R	SR	04/12/1993
4	MOLOKOANE Sehlabi C	IF	R/R	SR	17/01/1985
6	SMALL Duncan	IF	R/R	SR	06/12/1976
8	PHASHA Malesela G	IF	R/R	SR	08/12/1986
9	STEYN Francois A	P	R/R	SR	15/11/1978
10	KERCHHOFF Lindsey	IF	R/R	SR	11/10/1990
12	PHALADI Phomolo M	C	R/R	SR	24/03/1987
13	CHEPAPE Isaiah M	C	R/R	SR	29/08/1992
14	FROST Javier D	UTL	R/R	SR	09/11/1993
15	THOMASON William E M	UTL	R/R	SR	07/03/1989
16	MAPHETO Phokoane E	OF	R/R	SR	11/09/1984
16	THUPUDI Mogau M	OF	R/R	SR	14/09/1992
18	KEKANA Tidima B	P	R/R	SR	30/04/1986
21	BOUILLON Brandon D	IF	R/R	SR	21/03/1989
31	MOGASHOA Frans M	P	R/R	SR	
41	BANN Cristopher R	IF	R/R	SR	06/05/1992
	DAU Forthius K	MANAGER	R/R	SR	

ROSTER



TURKEY

TUR

##	Name	Pos	B/T	Cl	DATE OF BIRTH
---	----	---	---	---	-----
1	ALACAOEZ Ramazan	OF	R/R	SR	09/12/1998
4	KUNBETI Mehmet	IF	R/R	SR	01/01/1995
5	TAS Hamza	3B	R/R	SR	15/01/1997
7	HAVALE Murat	IF	R/R	SR	21/09/1998
8	COLAK Ege	IF	R/R	SR	08/08/1995
9	ATES Oguz	OF	R/R	SR	10/08/1994
10	TURKDOGAN Cagri	OF	R/R	SR	12/04/1991
11	PAZAN MURAT	OF	R/R	SR	01/01/1984
13	PEHLIVANOGLU Ahmet	OF	R/R	SR	25/10/1993
16	CAN Ismail	OF	R/R	SR	01/02/1991
18	YILDIRIM Mehmet S	P	R/R	SR	28/01/1995
19	SONMEZ Mehmet	IF	R/R	SR	01/01/1974
20	SELCUK Muhammet	C	R/R	SR	10/10/1994
42	ETGU Cansin	IF	R/R	SR	16/11/1996
	MCDERMOTT Thomas	MANAGER	R/R	SR	
	SONMEZ Mehmet	COACH	R/R	SR	

ROSTER



UNITED STATES OF AMERICA

USA

##	Name	Pos	B/T	Cl	DATE OF BIRTH
1	NOWACZYK Jeffrey J	C	R/R	SR	23/02/1985
2	DUDLEY Tyler I D	IF	R/R	SR	06/07/1989
4	PALAZZO Matt J	IF	R/R	SR	17/08/1982
7	MULLINS Nicholas R	UTL	R/R	SR	03/11/1985
8	OCHOA Erick	UTL	R/R	SR	12/08/1987
9	ZECHMAN Derrick E	IF	R/R	SR	03/08/1987
11	MANCHA Antonio L	P	R/R	SR	09/10/1978
13	CASTILLO Kevin J	IF	R/R	SR	06/09/1987
14	RATLIFF Matthew A	OF	R/R	SR	01/08/1984
17	WEILER Mervin D	P	R/R	SR	05/06/1987
21	TAN Marcus J	UTL	R/R	SR	29/07/1985
22	HEINLEIN Christopher	IF	R/R	SR	26/10/1986
24	KAY Bryce R	OF	R/R	SR	18/12/1986
25	SAGDAL Patrick A	OF	R/R	SR	29/12/1979
30	SAENZ Gilbert L	UTL	R/R	SR	21/05/1988
45	MANLEY Jeremy R	P	R/R	SR	15/05/1982
77	TURNER Chase J	UTL	R/R	SR	10/06/1985
	BRUCKERT Dennis M	MANAGER	R/R	SR	
	HICKS Gregory L	COACH	R/R	SR	
	LEATHER Gregg A	COACH	R/R	SR	
	MCCURRY Nickey J M	COACH	R/R	SR	

ROSTER



VENEZUELA

VEN

##	Name	Pos	B/T	Cl	DATE OF BIRTH
1	QUERALES Herwins	OF	R/R	SR	03/10/1980
7	LIMA Jorge	IF	R/R	SR	22/09/1984
8	PINTO Luiger	C	R/R	SR	13/10/1986
9	GUERRERO Ruben	IF	R/R	SR	03/10/1989
10	UCERO Carlos	P	R/R	SR	06/05/1981
12	CARRENO Carlos	UTL	R/R	SR	04/11/1986
13	ACACIO Arturo	UTL	R/R	SR	26/03/1981
15	URBANEJA Erick	P	R/R	SR	14/03/1981
16	PAEZ Iran	IF	R/R	SR	23/12/1974
17	ZAMBRANO John	IF	R/R	SR	02/04/1982
18	OJEDA Carlos	OF	R/R	SR	02/02/1980
21	LINARES Edwin	OF	R/R	SR	01/04/1976
22	FLORES Rafael	C	R/R	SR	26/03/1983
24	PINEDA Eder	P	R/R	SR	22/11/1983
25	CHIRINOS Yeider	IF	R/R	SR	09/02/1989
34	PIMENTEL Maikel	P	R/R	SR	04/10/1997
59	ROJAS Frances	UTL	R/R	SR	08/12/1978
	OCANDO Carlos	COACH	R/R	SR	
	RUSSO Luis	MANAGER	R/R	SR	
	UGUETO Elis	COACH	R/R	SR	

OPENING ROUND – RONDA DE APERTURA

STANDINGS – POSICIÓN DE EQUIPOS

GROUP A – GRUPO A

RK	TEAM – EQUIPO	GP	W	L	AVG	GB
1	 CANADA	7	7	0	1.000	-
2	 AUSTRALIA	7	5	2	714	2
3	 ARGENTINA	7	5	2	714	2
4	 U. S. A.	7	5	2	714	2
5	 DOMINICAN REPUBLIC	7	3	4	429	4
6	 SOUTH AFRICA	7	2	5	286	5
7	 HONG KONG	7	1	6	143	6
8	 INDIA	7	0	7	000	7

GROUP B – GRUPO B

RK	TEAM – EQUIPO	GP	W	L	AVG	GB
1	 NEW ZEALAND	7	6	1	857	-
2	 JAPAN	7	6	1	857	-
3	 VENEZUELA	7	6	1	857	-
4	 BOTSWANA	7	3	4	429	3
5	 CZECH REPUBLIC	7	3	4	429	3
6	 DENMARK	7	3	4	429	3
7	 GREAT BRITAIN	7	1	6	143	5
8	 TURKEY	7	0	7	.000	6

Teams tied appear in alphabetical order until the end of each round.

Los equipos empatados aparecen en orden alfabético hasta el final de cada ronda.

OPENING ROUND – RONDA DE APERTURA

SCHEDULE AND RESULTS – CALENDARIO Y RESULTADOS

GROUP A - GRUPO A

ARGENTINA

CANADA

AUSTRALIA

U. S. A.

DOMINICAN REPUBLIC

SOUTH AFRICA

HONG KONG

INDIA

GROUP B - GRUPO B

NEW ZEALAND

JAPAN

VENEZUELA

CZECH REPUBLIC

GREAT BRITAIN

DENMARK

BOTSWANA

TURKEY

Friday July 7 – Viernes 7 de julio, 2017

#	Hour Hora	Stadium Campo	Group Grupo	Away Team Equipo Visitante	Home Team Equipo Local	Score	Inn
01	09:00	Field 2 - Whitehorse	B	GREAT BRITAIN	BOTSWANA	0-1	9
02	10:30	Field 1 - Whitehorse	B	NEW ZEALAND	TURKEY	22-0	3
03	11:00	Field 2 - Whitehorse	A	DOMINICAN REPUBLIC	HONG KONG	21-0	3
04	12:30	Field 1 - Whitehorse	B	DENMARK	CZECH REPUBLIC	2-3	
05	13:00	Field 2 - Whitehorse	A	INDIA	AUSTRALIA	0-16	4
06	---	Post poned	B	JAPAN	VENEZUELA	7-0	Forf
OPENING CEREMONY – CEREMONIA INAUGURAL							
07	19:30	Field 1 - Whitehorse	A	SOUTH AFRICA	CANADA	2-10	
08	19:30	Field 2 - Whitehorse	A	ARGENTINA	U. S. A.	5-1	

Saturday July 8 – Sábado 8 de julio, 2017

#	Hour Hora	Stadium Campo	Group Grupo	Away Team Equipo Visitante	Home Team Equipo Local	Score	Inn
09	12:00	Field 2 - Whitehorse	A	HONG KONG	INDIA	2-1	
10	12:00	Field 1 - Whitehorse	B	TURKEY	VENEZUELA	0-35	3
11	14:00	Field 2 - Whitehorse	A	DOMINICAN REPUBLIC	SOUTH AFRICA	8-6	
12	14:00	Field 1 - Whitehorse	B	BOTSWANA	JAPAN	0-8	6
13	16:30	Field 2 - Whitehorse	B	DENMARK	GREAT BRITAIN	3-0	
14	16:30	Field 1 - Whitehorse	A	U. S. A.	AUSTRALIA	2-1	
15	19:00	Field 2 - Whitehorse	B	NEW ZEALAND	CZECH REPUBLIC	9-2	5
16	19:00	Field 1 - Whitehorse	A	ARGENTINA	CANADA	3-8	

OPENING ROUND – RONDA DE APERTURA

SCHEDULE AND RESULTS – CALENDARIO Y RESULTADOS

Sunday July 9 – Domingo 9 de julio, 2017

#	Hour Hora	Stadium Campo	Group Grupo	Away Team Equipo Visitante	Home Team Equipo Local	Score	Inn
17	10:00	Field 2 - Whitehorse	B	JAPAN	TURKEY	24-0	3
18	11:30	Field 1 - Whitehorse	A	INDIA	DOMINICAN REPUBLIC	0-15	4
19	12:30	Field 2 - Whitehorse	A	ARGENTINA	HONG KONG	8-0	5
20	14:00	Field 1 - Whitehorse	B	BOTSWANA	DENMARK	0-1	
21	15:00	Field 2 - Whitehorse	A	SOUTH AFRICA	AUSTRALIA	0-7	5
22	16:30	Field 1 - Whitehorse	B	VENEZUELA	CZECH REPUBLIC	12-5	5
23	17:30	Field 2 - Whitehorse	B	GREAT BRITAIN	NEW ZEALAND	0-16	5
24	19:00	Field 1 - Whitehorse	A	CANADA.	U. S. A.	7-1	

Monday July 10 – Lunes 10 de julio, 2017

#	Hour Hora	Stadium Campo	Group Grupo	Away Team Equipo Visitante	Home Team Equipo Local	Score	Inn
25	10:00	Field 2 - Whitehorse	B	DENMARK	VENEZUELA	3-6	
26	11:30	Field 1 - Whitehorse	A	INDIA	U. S. A.	0-11	4
27	12:30	Field 2 - Whitehorse	B	TURKEY	BOTSWANA	0-21	3
28	14:00	Field 1 - Whitehorse	A	SOUTH AFRICA	ARGENTINA	1-6	
29	15:00	Field 2 - Whitehorse	B	GREAT BRITAIN	CZECH REPUBLIC	0-9	5
30	16:30	Field 1 - Whitehorse	A	HONG KONG	CANADA	1-14	6

Tuesday July 11 – Martes 11 de julio, 2017

#	Hour Hora	Stadium Campo	Group Grupo	Away Team Equipo Visitante	Home Team Equipo Local	Score	Inn
31	09:00	Field 2 - Whitehorse	B	NEW ZEALAND	JAPAN	8-1	6
32	09:00	Field 1 - Whitehorse	A	AUSTRALIA	DOMINICAN REPUBLIC	2-1	
33	10:00	Field 2 - Whitehorse	A	SOUTH AFRICA	HONG KONG	10-0	4
34	11:30	Field 1 - Whitehorse	B	DENMARK	TURKEY	23-0	3
35	12:30	Field 2 - Whitehorse	B	BOTSWANA	CZECH REPUBLIC	1-0	
36	14:00	Field 1 - Whitehorse	A	INDIA	ARGENTINA	0-11	4
37	15:00	Field 2 - Whitehorse	B	GREAT BRITAIN	JAPAN	0-14	4
38	16:30	Field 1 - Whitehorse	B	NEW ZEALAND	VENEZUELA	3-7	
39	17:30	Field 2 - Whitehorse	A	U. S. A.	DOMINICAN REPUBLIC	12-2	4
40	19:00	Field 1 - Whitehorse	A	CANADA	AUSTRALIA	9-4	

OPENING ROUND – RONDA DE APERTURA

SCHEDULE AND RESULTS – CALENDARIO Y RESULTADOS

Wednesday July 12 – Miércoles 12 de julio, 2017

#	Hour Hora	Stadium Campo	Group Grupo	Away Team Equipo Visitante	Home Team Equipo Local	Score	Inn
41	10:00	Field 2 - Whitehorse	B	 BOTSWANA	 VENEZUELA	1-7	
42	11:30	Field 1 - Whitehorse	A	 HONG KONG	 U. S. A.	0-16	3
43	12:30	Field 2 - Whitehorse	A	 SOUTH AFRICA	 INDIA	6-2	
44	14:00	Field 1 - Whitehorse	B	 TURKEY	 GREAT BRITAIN	1-24	3
45	15:00	Field 2 - Whitehorse	B	 DENMARK	 NEW ZEALAND	1-8	5
46	16:30	Field 1 - Whitehorse	B	 CZECH REPUBLIC	 JAPAN	1-9	5
47	17:30	Field 2 - Whitehorse	A	 AUSTRALIA	 ARGENTINA	9-1	5
48	19:00	Field 1 - Whitehorse	A	 CANADA	 DOMINICAN REPUBLIC	7-0	5

Thursday July 13 – Jueves 13 de julio, 2017

#	Hour Hora	Stadium Campo	Group Grupo	Away Team Equipo Visitante	Home Team Equipo Local	Score	Inn
49	10:00	Field 2 - Whitehorse	B	 CZECH REPUBLIC	 TURKEY	20-0	3
50	11:30	Field 1 - Whitehorse	B	 NEW ZEALAND	 BOTSWANA	7-0	5
51	12:30	Field 2 - Whitehorse	A	 HONG KONG	 AUSTRALIA	0-10	4
52	14:00	Field 1 - Whitehorse	B	 GREAT BRITAIN	 VENEZUELA	0-11	4
53	15:00	Field 2 - Whitehorse	A	 INDIA	 CANADA	0-11	4
54	16:30	Field 2 - Whitehorse	A	 U. S. A.	 SOUTH AFRICA	4-3	8
55	17:30	Field 2 - Whitehorse	B	 DENMARK	 JAPAN	0-11	4
56	19:00	Field 1 - Whitehorse	A	 ARGENTINA	 DOMINICAN REPUBLIC	11-6	

Local time. Subject to change / Hora local. Sujeta a cambios.

GAME SUMMARY - RESULTADO DEL PARTIDO 01



GREAT BRITAIN - BOTSWANA



Botswana..... 000 000 01 - 1 3 0 (1-0)
Great Britain..... 000 000 00 - 0 0 0 (0-1)

Jul 07, 2017 at Whitehorse (Field 2)

Botswana 1 (1-0)

Player	AB	R	H	BI	2B	3B	HR	BB	SB	CS	HP	SH	SF	SO	IBB	KL	GDP	PO	A	E
MOTSUMI 1b	3	0	0	0	0	0	0	0	0	0	0	0	0	2	0	2	0	5	0	0
LEGAU ph	1	0	0	0	0	0	0	0	0	0	0	0	0	1	0	1	0	0	0	0
RADITHOBANE c	3	0	1	0	0	0	0	0	0	0	0	0	0	2	0	0	0	14	0	0
MATLHO 2b	3	0	0	0	0	0	0	0	0	0	0	0	0	2	0	1	0	2	1	0
SIMWANZA cf	3	0	1	0	0	0	0	0	0	0	0	0	0	1	0	1	0	1	0	0
LEKGOTHU dp	3	0	0	0	0	0	0	0	0	0	0	0	0	3	0	0	0	0	0	0
SHALOBANE lf	2	0	0	0	0	0	0	1	0	0	0	0	0	2	0	0	0	0	0	0
KGOSIMORE pr	0	1	0	0	0	0	0	0	0	0	0	0	0	0	0	0	0	0	0	0
TSHELAMETS G rf	2	0	0	0	0	0	0	0	0	0	0	0	0	2	0	1	0	0	0	0
MANAKA ph/rf	1	0	1	0	0	0	0	0	0	0	0	0	0	0	0	0	0	0	0	0
MOALOSI 3b	2	0	0	1	0	0	0	0	0	0	0	0	1	1	0	0	0	0	1	0
DEKOKER ss	3	0	0	0	0	0	0	0	0	0	0	0	0	2	0	1	0	2	2	0
MOGALE p	0	0	0	0	0	0	0	0	0	0	0	0	0	0	0	0	0	0	2	0
Totals.....	26	1	3	1	0	0	0	1	0	0	0	0	1	18	0	7	0	24	6	0

Great Britain 0 (0-1)

Player	AB	R	H	BI	2B	3B	HR	BB	SB	CS	HP	SH	SF	SO	IBB	KL	GDP	PO	A	E
O-NEILL ss	3	0	0	0	0	0	0	0	0	0	0	0	0	2	0	2	0	0	0	0
PEAT cf	2	0	0	0	0	0	0	0	0	0	1	0	0	2	0	1	0	1	0	0
ASWANI dp	0	0	0	0	0	0	0	0	0	0	0	0	0	0	0	0	0	0	0	0
PETERS dp/lf	3	0	0	0	0	0	0	0	0	0	0	0	0	0	0	0	1	0	0	0
STOCKFORD K c	3	0	0	0	0	0	0	0	0	0	0	0	0	0	0	0	0	18	0	0
DARBY lf/cf	3	0	0	0	0	0	0	0	0	0	0	0	0	2	0	0	0	0	0	0
LINTON p	2	0	0	0	0	0	0	1	0	0	0	0	0	2	1	1	0	0	0	0
OTTRIDGE 1b	3	0	0	0	0	0	0	0	0	0	0	0	0	3	0	1	0	4	0	0
DAVIES 3b	2	0	0	0	0	0	0	0	0	0	0	0	0	0	0	0	0	0	1	0
HARRISON rf	2	0	0	0	0	0	0	0	0	0	0	0	0	2	0	0	0	1	0	0
GALE ph	0	0	0	0	0	0	0	0	0	0	0	0	0	0	0	0	0	0	0	0
TONLIN 2b	0	0	0	0	0	0	0	0	0	0	0	0	0	0	0	0	0	0	0	0
Totals.....	23	0	0	0	0	0	0	1	0	0	1	0	0	13	1	5	1	24	1	0

Botswana	IP	H	R	ER	BB	SO	WP	HB	BK	IBB	SH	SF	CI	2B	3B	HR	AB	BF	FO	GO
MOGALE W,1-0	8.0	0	0	0	1	13	0	1	0	1	0	0	0	0	0	0	23	25	5	5
Great Britain	IP	H	R	ER	BB	SO	WP	HB	BK	IBB	SH	SF	CI	2B	3B	HR	AB	BF	FO	GO
LINTON L,0-1	8.0	3	1	0	1	18	0	0	0	0	0	1	0	0	0	0	26	28	2	3

Umpires - HP: MORRISSEY Mike (CAN) 1B: KARIARUNA Tony (NZL) 2B: HELMER Daryl (CAN)
3B: SONAK Brian (USA)
Scorers - BURNS Erin (CAN), HAMMEL Rebecca (CAN)
TC - CLOUT Darryl (AUS)

Start: 9:00 Time: 1:50 Attendance: 107
Weather: Clear and sunny

Game notes: None

GAME SUMMARY - RESULTADO DEL PARTIDO 02



NEW ZEALAND - TURKEY



Turkey..... 00 0 - 0 0 3 (0-1)
New Zealand..... 6(16)X - 22 16 0 (1-0)

Jul 07, 2017 at Whitehorse (Field 1)

Turkey 0 (0-1)

Player	AB	R	H	BI	2B	3B	HR	BB	SB	CS	HP	SH	SF	SO	IBB	KL	GDP	PO	A	E
ALACAOEZ cf	1	0	0	0	0	0	0	0	0	0	0	0	0	1	0	0	0	3	0	0
ETGU lb	1	0	0	0	0	0	0	0	0	0	0	0	0	1	0	0	0	1	0	1
TAS 3b	1	0	0	0	0	0	0	0	0	0	0	0	0	1	0	0	0	1	0	0
COLAK ss	1	0	0	0	0	0	0	0	0	0	0	0	0	1	0	0	0	0	0	0
SONMEZ M rf	1	0	0	0	0	0	0	0	0	0	0	0	0	1	0	0	0	0	0	0
ATES lf	1	0	0	0	0	0	0	0	0	0	0	0	0	1	0	0	0	0	0	1
KUNBETI c	1	0	0	0	0	0	0	0	0	0	0	0	0	1	0	0	0	0	0	1
HAVALE 2b	1	0	0	0	0	0	0	0	0	0	0	0	0	1	0	0	0	0	0	0
YILDIRIM p	1	0	0	0	0	0	0	0	0	0	0	0	0	1	0	0	0	1	0	0
Totals.....	9	0	0	0	0	0	0	0	0	0	0	0	0	9	0	0	0	6	0	3

New Zealand 22 (1-0)

Player	AB	R	H	BI	2B	3B	HR	BB	SB	CS	HP	SH	SF	SO	IBB	KL	GDP	PO	A	E
ENOKA B cf	2	3	1	1	0	0	0	2	0	0	0	0	0	0	0	0	0	0	0	0
NUKUNUKU 2b	2	2	2	0	1	0	0	2	0	0	0	0	0	0	0	0	0	0	0	0
ENOKA T lf	4	2	2	5	0	0	1	0	0	0	0	0	0	0	0	0	0	0	0	0
RONA lb	2	2	1	1	0	0	0	1	0	0	0	0	0	0	0	0	0	0	0	0
FLETCHER pr/lb	1	1	0	0	0	0	0	0	0	0	0	0	0	0	0	0	0	0	0	0
LAULA dp	2	2	2	3	0	0	1	0	0	0	0	0	0	0	0	0	0	0	0	0
GOLLAN ph	1	1	0	1	0	0	0	0	0	0	0	0	0	0	0	0	0	0	0	0
EVANS J 3b	2	2	1	0	0	0	0	1	0	0	0	0	0	0	0	0	0	0	0	0
BARTORILLO ss	3	3	3	8	0	0	3	0	0	0	0	0	0	0	0	0	0	0	0	0
VAN LIESHOUT c	0	1	0	0	0	0	0	2	0	0	0	0	0	0	0	0	0	9	0	0
COMPAIN ph	1	1	1	1	0	0	1	0	0	0	0	0	0	0	0	0	0	0	0	0
ENOKA C rf	2	1	2	0	0	0	0	0	0	0	0	0	0	0	0	0	0	0	0	0
HARBROW ph/rf	1	1	1	0	0	0	0	0	0	0	0	0	0	0	0	0	0	0	0	0
PETTETT p	0	0	0	0	0	0	0	0	0	0	0	0	0	0	0	0	0	0	0	0
HAYES p	0	0	0	0	0	0	0	0	0	0	0	0	0	0	0	0	0	0	0	0
Totals.....	23	22	16	20	1	0	6	8	0	0	0	0	0	0	0	0	0	9	0	0

Turkey	IP	H	R	ER	BB	SO	WP	HB	BK	IBB	SH	SF	CI	2B	3B	HR	AB	BF	FO	GO
YILDIRIM L,0-1	2.0	16	22	17	8	0	0	0	0	0	0	0	0	1	0	6	23	31	4	1

New Zealand	IP	H	R	ER	BB	SO	WP	HB	BK	IBB	SH	SF	CI	2B	3B	HR	AB	BF	FO	GO
PETTETT W,1-0	2.0	0	0	0	0	6	0	0	0	0	0	0	0	0	0	0	6	6	0	0
HAYES	1.0	0	0	0	0	3	0	0	0	0	0	0	0	0	0	0	3	3	0	0

Umpires - HP: LISS Vladimir (CZE) 1B: KLUSZCZYNSKI Peter (CAN) 2B: EVANS Leigh (AUS)
3B: SOENMEZ Galip (GER)
Scorers - HAMMEL Elise (CAN), HAMMEL Maury (CAN), BURNS Susan (CAN)
TC - CLOUTS Darryl (AUS)

Start: 10:30 Time: 1:15 Attendance: 200
Weather: Sunny
Game notes: None

GAME SUMMARY - RESULTADO DEL PARTIDO 03



DOMINICAN REPUBLIC - HONG KONG



Hong Kong..... 0 00 - 0 1 0 (0-1)
Dominican Republic.. (15)6X - 21 17 1 (1-0)

Jul 07, 2017 at Whitehorse (Field 2)

Hong Kong 0 (0-1)

Player	AB	R	H	BI	2B	3B	HR	BB	SB	CS	HP	SH	SF	SO	IBB	KL	GDP	PO	A	E
OSHIMA 1b	2	0	0	0	0	0	0	0	0	0	0	0	0	1	0	1	0	1	0	0
PANG 2b	1	0	0	0	0	0	0	0	0	0	0	0	0	0	0	0	0	0	1	0
CHEUNG ss	1	0	0	0	0	0	0	0	0	0	0	0	0	0	0	0	1	1	0	0
NG c	1	0	0	0	0	0	0	0	0	0	0	0	0	0	0	0	0	0	1	0
TONG dp	1	0	0	0	0	0	0	0	0	0	0	0	0	1	0	0	0	0	0	0
FUNG 3b	1	0	0	0	0	0	0	0	0	0	0	0	0	1	0	0	0	0	1	0
LAU lf	1	0	0	0	0	0	0	0	0	0	0	0	0	1	0	1	0	0	0	0
CHAN C cf	1	0	1	0	0	0	0	0	0	0	0	0	0	0	0	0	0	3	0	0
SIU rf	1	0	0	0	0	0	0	0	0	0	0	0	0	0	0	0	0	0	0	0
TANG p	0	0	0	0	0	0	0	0	0	0	0	0	0	0	0	0	0	0	0	0
WONG p	0	0	0	0	0	0	0	0	0	0	0	0	0	0	0	0	0	0	0	0
LING p	0	0	0	0	0	0	0	0	0	0	0	0	0	0	0	0	0	0	0	0
Totals.....	10	0	1	0	0	0	0	0	0	0	0	0	0	4	0	2	1	6	2	0

Dominican Republic 21 (1-0)

Player	AB	R	H	BI	2B	3B	HR	BB	SB	CS	HP	SH	SF	SO	IBB	KL	GDP	PO	A	E
MEDINA cf	2	3	1	0	0	0	0	1	0	0	1	0	0	1	0	1	0	1	0	0
VALERIO 2b	1	2	1	1	0	0	0	1	0	0	0	0	1	0	0	0	0	0	1	0
FIGUEROA rf	3	3	3	4	0	1	1	0	0	0	0	0	0	0	0	0	0	0	0	0
LAHOZ 1b	2	1	2	3	0	0	0	0	0	0	0	0	0	0	0	0	0	2	0	0
ARIAS ph/1b	1	1	1	0	0	0	0	0	0	0	0	0	0	0	0	0	0	1	0	0
NUNEZ 3b	2	2	1	1	0	0	0	0	0	0	0	0	0	0	0	0	0	0	0	0
DE MOTA ph/3b	1	1	1	2	0	0	1	0	0	0	0	0	0	0	0	0	0	0	0	0
CHALAS lf	2	2	2	1	0	0	0	0	0	0	0	0	0	0	0	0	0	0	0	0
BATISTA ph	1	0	0	0	0	0	0	0	0	0	0	0	0	0	0	0	0	0	0	0
MORETA c	1	2	1	1	0	0	0	1	0	0	0	0	0	0	0	0	0	4	0	0
PAULINO ph	1	1	1	0	1	0	0	0	0	0	0	0	0	0	0	0	0	0	0	0
VILLAFANA dp	3	2	2	6	0	1	1	0	0	0	0	0	0	0	0	0	0	0	0	0
RAMIREZ ss	3	1	1	2	1	0	0	0	0	0	0	0	0	0	0	0	0	1	1	1
PEREZ p	0	0	0	0	0	0	0	0	0	0	0	0	0	0	0	0	0	0	1	0
Totals.....	23	21	17	21	2	2	3	3	0	0	1	0	1	1	0	1	0	9	3	1

Hong Kong	IP	H	R	ER	BB	SO	WP	HB	BK	IBB	SH	SF	CI	2B	3B	HR	AB	BF	FO	GO
TANG L,0-1	0.2	11	15	15	2	0	1	1	0	0	0	1	0	0	2	1	13	17	1	1
WONG	0.1	4	5	5	1	0	0	0	0	0	0	0	0	0	0	2	5	6	1	0
LING	1.0	2	1	1	0	1	0	0	0	0	0	0	0	2	0	0	5	5	1	1

Dominican Republic	IP	H	R	ER	BB	SO	WP	HB	BK	IBB	SH	SF	CI	2B	3B	HR	AB	BF	FO	GO
PEREZ W,1-0	3.0	1	0	0	0	4	0	0	0	0	0	0	0	0	0	0	10	10	2	2

Umpires - HP: TABINUKI Toyomatsu (JPN) 1B: CARTER Jason (AUS) 2B: EVANS Leigh (AUS)
3B: WAITE Casey (USA)
Scorers - HAMEL Rebecca (CAN), BEATTY Lawrence (CAN)
TC - CLOUT Darryl (CAN)

Start: 11:00 Time: 1.05 Attendance: 110
Weather: sunny
Game notes:
WONG faced 5 batters in the 2nd.

GAME SUMMARY - RESULTADO DEL PARTIDO 04



DENMARK – CZECH REPUBLIC



Czech Republic..... 100 101 0 - 3 5 0 (1-0)
Denmark..... 100 001 0 - 2 5 0 (0-1)

Jul 07, 2017 at Whitehorse (Field 1)

Czech Republic 3 (1-0)

Player	AB	R	H	BI	2B	3B	HR	BB	SB	CS	HP	SH	SF	SO	IBB	KL	GDP	PO	A	E
MERTL c	2	1	0	0	0	0	0	1	0	0	0	0	0	2	0	0	0	11	0	0
VACHA cf	2	1	1	1	0	0	0	0	0	0	1	0	0	0	0	0	0	3	0	0
KOLKUS 2b	3	1	1	1	0	0	1	0	0	0	0	0	0	1	0	0	0	1	2	0
SVOBODA 3b	3	0	1	1	0	0	0	0	0	0	0	0	0	1	0	1	0	0	1	0
BENDA lf	3	0	0	0	0	0	0	0	0	0	0	0	0	1	0	1	0	1	0	0
KOPECNY rf	3	0	1	0	1	0	0	0	0	0	0	0	0	2	0	1	0	0	0	0
KLEIN lb	3	0	0	0	0	0	0	0	0	0	0	0	0	0	0	0	0	5	0	0
PETR ss	3	0	1	0	0	0	0	0	0	0	0	0	0	2	0	1	0	0	1	0
KORCAK J dp	2	0	0	0	0	0	0	0	0	0	0	0	0	1	0	1	0	0	0	0
MALY ph	1	0	0	0	0	0	0	0	0	0	0	0	0	0	0	0	0	0	0	0
MALECEK p	0	0	0	0	0	0	0	0	0	0	0	0	0	0	0	0	0	0	0	0
BRENIK p	0	0	0	0	0	0	0	0	0	0	0	0	0	0	0	0	0	0	1	0
Totals.....	25	3	5	3	1	0	1	1	0	0	1	0	0	10	0	5	0	21	5	0

Denmark 2 (0-1)

Player	AB	R	H	BI	2B	3B	HR	BB	SB	CS	HP	SH	SF	SO	IBB	KL	GDP	PO	A	E
TERKELSEN lf/dp	4	0	1	0	0	0	0	0	0	0	0	0	0	2	0	1	0	0	0	0
BROWN rf	4	1	2	0	1	0	0	0	0	0	0	0	0	2	0	1	0	1	0	0
SIMONSEN cf	3	0	0	0	0	0	0	1	0	0	0	0	0	1	0	1	0	2	0	0
JULENON lb	0	0	0	1	0	0	0	1	0	0	1	0	1	0	0	0	0	7	0	0
MILNE pr	0	1	0	0	0	0	0	0	0	0	0	0	0	0	0	0	0	0	0	0
JOERGENSEN c	2	0	1	1	1	0	0	1	0	0	0	0	0	0	0	0	0	10	0	0
ANDERSEN dp	2	0	0	0	0	0	0	0	0	0	0	0	0	2	0	0	0	0	0	0
LOHMANN lf	0	0	0	0	0	0	0	0	0	0	0	1	0	0	0	0	0	0	0	0
NIHOEJ 2b	3	0	0	0	0	0	0	0	0	0	0	0	0	2	0	1	0	0	1	0
HANSEN p	3	0	0	0	0	0	0	0	0	0	0	0	0	1	0	0	0	0	1	0
LORENTSEN 3b	3	0	1	0	0	0	0	0	0	0	0	0	0	1	0	0	0	0	3	0
NIELSEN ss	0	0	0	0	0	0	0	0	0	0	0	0	0	0	0	0	0	1	1	0
Totals.....	24	2	5	2	2	0	0	3	0	0	1	1	1	11	0	4	0	21	6	0

Czech Republic	IP	H	R	ER	BB	SO	WP	HB	BK	IBB	SH	SF	CI	2B	3B	HR	AB	BF	FO	GO
MALECEK W,1-0	5.0	4	2	2	3	9	3	1	1	0	0	1	0	1	0	0	18	23	3	3
BRENIK S,1	2.0	1	0	0	0	2	0	0	0	0	1	0	0	1	0	0	6	7	1	3

Denmark	IP	H	R	ER	BB	SO	WP	HB	BK	IBB	SH	SF	CI	2B	3B	HR	AB	BF	FO	GO
HANSEN L,0-1	7.0	5	3	3	1	10	1	1	0	0	0	0	0	1	0	1	25	27	4	6

Umpires - HP: PORTEUS Mark (NZL) 1B: SONAK Brian (USA) 2B: SKJERVEN Gary (CAN)
3B: ENDO Nobuhiro (JPN)
Scorers - HAMMEL Elise (CAN), HAMMEL Maury (CAN), BURNS Susan (CAN)
TC - CLOUTS Darryl (AUS)

Start: 12:37 Time: 1:33 Attendance: 200
Weather: Cloudy

Game notes:
MALECEK faced 2 batters in the 6th.

GAME SUMMARY - RESULTADO DEL PARTIDO 05



INDIA – AUSTRALIA



Australia..... 820 6 - 16 14 0 (1-0)
India..... 000 0 - 0 0 1 (0-1)

Jul 07, 2017 at Whitehorse (Field 2)

Hong Kong 0 (0-1)

Player	AB	R	H	BI	2B	3B	HR	BB	SB	CS	HP	SH	SF	SO	IBB	KL	GDP	PO	A	E
OSHIMA 1b	2	0	0	0	0	0	0	0	0	0	0	0	0	1	0	1	0	1	0	0
PANG 2b	1	0	0	0	0	0	0	0	0	0	0	0	0	0	0	0	0	0	1	0
CHEUNG ss	1	0	0	0	0	0	0	0	0	0	0	0	0	0	0	0	1	1	0	0
NG c	1	0	0	0	0	0	0	0	0	0	0	0	0	0	0	0	0	0	1	0
TONG dp	1	0	0	0	0	0	0	0	0	0	0	0	0	1	0	0	0	0	0	0
FUNG 3b	1	0	0	0	0	0	0	0	0	0	0	0	0	1	0	0	0	0	1	0
LAU lf	1	0	0	0	0	0	0	0	0	0	0	0	0	1	0	1	0	0	0	0
CHAN C cf	1	0	1	0	0	0	0	0	0	0	0	0	0	0	0	0	0	3	0	0
SIU rf	1	0	0	0	0	0	0	0	0	0	0	0	0	0	0	0	0	0	0	0
TANG p	0	0	0	0	0	0	0	0	0	0	0	0	0	0	0	0	0	0	0	0
WONG p	0	0	0	0	0	0	0	0	0	0	0	0	0	0	0	0	0	0	0	0
LING p	0	0	0	0	0	0	0	0	0	0	0	0	0	0	0	0	0	0	0	0
Totals.....	10	0	1	0	0	0	0	0	0	0	0	0	0	4	0	2	1	6	2	0

Dominican Republic 21 (1-0)

Player	AB	R	H	BI	2B	3B	HR	BB	SB	CS	HP	SH	SF	SO	IBB	KL	GDP	PO	A	E
MEDINA cf	2	3	1	0	0	0	0	1	0	0	1	0	0	1	0	1	0	1	0	0
VALERIO 2b	1	2	1	1	0	0	0	1	0	0	0	0	1	0	0	0	0	0	1	0
FIGUEROA rf	3	3	3	4	0	1	1	0	0	0	0	0	0	0	0	0	0	0	0	0
LAHOZ 1b	2	1	2	3	0	0	0	0	0	0	0	0	0	0	0	0	0	2	0	0
ARIAS ph/1b	1	1	1	0	0	0	0	0	0	0	0	0	0	0	0	0	0	1	0	0
NUNEZ 3b	2	2	1	1	0	0	0	0	0	0	0	0	0	0	0	0	0	0	0	0
DE MOTA ph/3b	1	1	1	2	0	0	1	0	0	0	0	0	0	0	0	0	0	0	0	0
CHALAS lf	2	2	2	1	0	0	0	0	0	0	0	0	0	0	0	0	0	0	0	0
BATISTA ph	1	0	0	0	0	0	0	0	0	0	0	0	0	0	0	0	0	0	0	0
MORETA c	1	2	1	1	0	0	0	1	0	0	0	0	0	0	0	0	0	4	0	0
PAULINO ph	1	1	1	0	1	0	0	0	0	0	0	0	0	0	0	0	0	0	0	0
VILLAFANA dp	3	2	2	6	0	1	1	0	0	0	0	0	0	0	0	0	0	0	0	0
RAMIREZ ss	3	1	1	2	1	0	0	0	0	0	0	0	0	0	0	0	0	1	1	1
PEREZ p	0	0	0	0	0	0	0	0	0	0	0	0	0	0	0	0	0	0	1	0
Totals.....	23	21	17	21	2	2	3	3	0	0	1	0	1	1	0	1	0	9	3	1

Hong Kong	IP	H	R	ER	BB	SO	WP	HB	BK	IBB	SH	SF	CI	2B	3B	HR	AB	BF	FO	GO
TANG L,0-1	0.2	11	15	15	2	0	1	1	0	0	0	1	0	0	2	1	13	17	1	1
WONG	0.1	4	5	5	1	0	0	0	0	0	0	0	0	0	0	2	5	6	1	0
LING	1.0	2	1	1	0	1	0	0	0	0	0	0	0	2	0	0	5	5	1	1

Dominican Republic	IP	H	R	ER	BB	SO	WP	HB	BK	IBB	SH	SF	CI	2B	3B	HR	AB	BF	FO	GO
PEREZ W,1-0	3.0	1	0	0	0	4	0	0	0	0	0	0	0	0	0	0	10	10	2	2

Umpires - HP: TABINUKI Toyomatsu (JPN) 1B: CARTER Jason (AUS) 2B: EVANS Leigh (AUS)

3B: WAITE Casey (USA)

Scorers - HAMEL Rebecca (CAN), BEATTY Lawrence (CAN)

TC - CLOUT Darryl (CAN)

Start: 11:00 Time: 1.05 Attendance: 110

Weather: sunny

Game notes:

WONG faced 5 batters in the 2nd.

GAME SUMMARY - RESULTADO DEL PARTIDO 06



JAPAN - VENEZUELA



**Forfeited game
Japan won 7-0**

GAME SUMMARY - RESULTADO DEL PARTIDO 07



SOUTH AFRICA - CANADA



Canada..... 204 010 3 - 10 12 0 (1-0)
South Africa..... 200 000 0 - 2 4 0 (0-1)

Jul 07, 2017 at Whitehorse (Field 1)

Canada 10 (1-0)

Player	AB	R	H	BI	2B	3B	HR	BB	SB	CS	HP	SH	SF	SO	IBB	KL	GDP	PO	A	E
WALUSHKA cf	3	2	2	0	0	0	0	0	0	0	1	0	0	0	0	0	0	0	0	0
JOHNSON lf	4	3	3	1	0	0	1	0	1	0	0	0	0	0	0	0	0	0	0	0
HUNTER rf	3	3	2	4	0	0	2	1	0	0	0	0	0	1	0	0	0	0	0	0
MULLALEY 1b	3	0	1	1	1	0	0	0	0	0	0	0	1	0	0	0	0	0	4	0
MAYSON 3b	3	2	2	1	0	0	0	1	0	0	0	0	0	1	0	0	0	1	1	0
SKELTON dp	4	0	1	0	1	0	0	0	0	0	0	0	0	1	0	0	0	0	0	0
BOLAND S 2b	3	0	1	0	0	0	0	1	0	0	0	0	0	0	0	0	0	0	1	1
ABREY c	2	0	0	0	0	0	0	0	0	0	0	0	0	1	0	0	1	3	0	0
BOLAND R c	1	0	0	1	0	0	0	0	0	0	0	0	1	0	0	0	0	11	0	0
SCHELLENBERG ss	4	0	0	0	0	0	0	0	0	0	0	0	0	1	0	0	0	0	1	1
WALSH p	0	0	0	0	0	0	0	0	0	0	0	0	0	0	0	0	0	0	1	0
SCHOFIELD p	0	0	0	0	0	0	0	0	0	0	0	0	0	0	0	0	0	0	0	0
Totals.....	30	10	12	8	2	0	3	3	1	0	1	0	2	5	0	0	1	21	4	0

South Africa 2 (0-1)

Player	AB	R	H	BI	2B	3B	HR	BB	SB	CS	HP	SH	SF	SO	IBB	KL	GDP	PO	A	E
PHALADI 1b	3	1	1	0	0	1	0	0	0	0	0	0	0	0	0	0	0	8	0	0
BANN 2b	3	0	1	1	0	0	0	0	0	0	0	0	0	1	0	0	0	0	0	0
SMALL dp	3	1	0	0	0	0	0	0	0	0	0	0	0	1	0	1	0	0	0	0
BOUILLON ss	3	0	1	0	1	0	0	0	0	0	0	0	0	2	0	0	0	3	3	0
MOLOKOANE rf	3	0	1	1	0	0	0	0	0	0	0	0	0	2	0	1	0	2	0	0
THUPUDI 3b	3	0	0	0	0	0	0	0	0	0	0	0	0	3	0	0	0	0	1	0
FROST lf	2	0	0	0	0	0	0	0	0	0	0	0	0	1	0	0	0	1	0	0
MCGREGOR - L cf	1	0	0	0	0	0	0	0	0	0	0	0	0	1	0	0	0	1	0	0
MAPHETO ph	1	0	0	0	0	0	0	0	0	0	0	0	0	1	0	0	0	0	0	0
CHEPAPE c	2	0	0	0	0	0	0	0	0	0	0	0	0	2	0	0	0	6	0	0
KEKANA p	0	0	0	0	0	0	0	0	0	0	0	0	0	0	0	0	0	0	1	0
STEYN p	0	0	0	0	0	0	0	0	0	0	0	0	0	0	0	0	0	0	1	0
Totals.....	24	2	4	2	1	1	0	0	0	0	0	0	0	14	0	2	0	21	6	0

Canada	IP	H	R	ER	BB	SO	WP	HB	BK	IBB	SH	SF	CI	2B	3B	HR	AB	BF	FO	GO
WALSH	3.0	4	2	2	0	3	0	0	0	0	0	0	0	1	1	0	12	12	1	4
SCHOFIELD W,1-0	4.0	0	0	0	0	11	0	0	0	0	0	0	0	0	0	0	12	12	1	0

South Africa	IP	H	R	ER	BB	SO	WP	HB	BK	IBB	SH	SF	CI	2B	3B	HR	AB	BF	FO	GO
KEKANA L,0-1	4.0	9	7	5	2	3	0	1	0	0	0	1	0	1	0	1	18	22	5	2
STEYN	3.0	3	3	3	1	2	0	0	0	0	0	1	0	1	0	2	12	14	4	3

Umpires - HP: WAITE Casey (USA) 1B: SOENMEZ Galip (GER) 2B: CARTER Jason (AUS)

3B: MATABOGE (BOT)

Scorers - BURNS Susan (CAN), HAMMEL Elise (CAN), HAMMEL Maury (CAN)

TC - COULTS Darryl (AUS)

Start: 19:17 Time: 1:51 Attendance: 300

Weather: Overcast

Game notes:

KEKANA faced 2 batters in the 5th.

GAME SUMMARY - RESULTADO DEL PARTIDO 08



ARGENTINA - USA



United States..... 100 000 0 - 1 4 1 (0-1)
Argentina..... 101 210 X - 5 9 0 (1-0)

Jul 07, 2017 at Whitehorse (Field 2)

United States 1 (0-1)

Player	AB	R	H	BI	2B	3B	HR	BB	SB	CS	HP	SH	SF	SO	IBB	KL	GDP	PO	A	E
RATLIFF rf	3	0	1	0	0	0	0	0	0	0	0	0	0	0	0	0	0	0	0	0
ZECHMAN 3b	3	0	0	0	0	0	0	0	0	0	0	0	0	1	0	0	0	0	0	0
PALAZZO 1b	2	1	1	0	1	0	0	1	0	0	0	0	0	0	0	0	0	4	0	0
OCHOA lf	2	0	1	0	0	0	0	0	0	0	0	0	0	1	0	0	0	0	0	0
TAN lf	1	0	0	0	0	0	0	0	0	0	0	0	0	1	0	0	0	0	0	0
DUDLEY 2b	3	0	1	1	1	0	0	0	0	0	0	0	0	1	0	1	0	0	2	0
TURNER dp	3	0	0	0	0	0	0	0	0	0	0	0	0	2	0	1	0	0	0	0
SAGDAL cf	2	0	0	0	0	0	0	1	0	0	0	0	0	1	0	0	0	1	0	0
MULLINS c	3	0	0	0	0	0	0	0	0	0	0	0	0	2	0	0	0	12	0	0
SAENZ ss	2	0	0	0	0	0	0	0	0	0	0	0	0	1	0	0	0	1	3	1
CASTILLO ph	1	0	0	0	0	0	0	0	0	0	0	0	0	1	0	0	0	0	0	0
MANCHA p	0	0	0	0	0	0	0	0	0	0	0	0	0	0	0	0	0	0	0	0
MANLEY p	0	0	0	0	0	0	0	0	0	0	0	0	0	0	0	0	0	0	0	0
Totals.....	25	1	4	1	2	0	0	2	0	0	0	0	0	11	0	2	0	18	5	1

Argentina 5 (1-0)

Player	AB	R	H	BI	2B	3B	HR	BB	SB	CS	HP	SH	SF	SO	IBB	KL	GDP	PO	A	E
MIGLIAVACCA lf	3	0	1	0	0	0	0	0	0	0	0	0	0	1	0	1	0	1	0	0
EDER ph/rf	1	0	0	0	0	0	0	0	0	0	0	0	0	0	0	0	0	0	0	0
PEKER cf	3	0	1	0	0	0	0	0	1	0	0	0	0	2	0	0	0	1	0	0
LOMBARDO ph	1	0	1	2	1	0	0	0	0	0	0	0	0	0	0	0	0	0	0	0
MALARCZUK 2b	2	1	1	1	0	0	1	1	0	0	0	0	0	1	0	0	0	1	4	0
GODOY M 1b	2	0	0	0	0	0	0	1	0	0	0	0	0	2	0	0	0	7	0	0
MOTRONI c	3	1	1	1	0	0	1	0	0	0	0	0	0	1	0	0	0	10	1	0
GODOY G ss	3	1	2	0	0	0	0	0	1	0	0	0	0	0	0	0	0	1	2	0
ZARA rf/dp	3	1	1	0	0	0	0	0	0	0	0	0	0	1	0	1	1	0	0	0
MATA C dp	1	0	0	0	0	0	0	0	0	0	0	0	0	1	0	0	0	0	0	0
MINIGUTTI ph	1	0	0	0	0	0	0	0	0	0	0	0	0	1	0	1	0	0	0	0
MONTERO MAR rf/lf	1	0	0	0	0	0	0	0	0	0	0	0	0	0	0	0	0	0	0	0
OJEDA 3b	3	1	1	1	0	0	1	0	0	0	0	0	0	2	0	1	0	0	0	0
MONTERO MAX p	0	0	0	0	0	0	0	0	0	0	0	0	0	0	0	0	0	0	1	0
GODOY H p	0	0	0	0	0	0	0	0	0	0	0	0	0	0	0	0	0	0	0	0
Totals.....	27	5	9	5	1	0	3	2	2	0	0	0	0	12	0	4	1	21	8	0

United States	IP	H	R	ER	BB	SO	WP	HB	BK	IBB	SH	SF	CI	2B	3B	HR	AB	BF	FO	GO
MANCHA L,0-1	4.0	8	4	4	2	10	0	0	0	0	0	0	0	1	0	2	20	22	0	2
MANLEY	2.0	1	1	1	0	2	0	0	0	0	0	0	0	0	0	1	7	7	1	2

Argentina	IP	H	R	ER	BB	SO	WP	HB	BK	IBB	SH	SF	CI	2B	3B	HR	AB	BF	FO	GO
MONTERO MAX W,1-0	6.0	4	1	1	2	9	0	0	0	0	0	0	0	2	0	0	22	24	3	6
GODOY H	1.0	0	0	0	0	2	0	0	0	0	0	0	0	0	0	0	3	3	0	1

Umpires - HP: SKJERVEN Gary (CAN) 1B: PORTEOUS Mark (NZL) 2B: ENDO Nobuhiro (JPN)
3B: LOPEZ William (PUR)
Scorers - HAMMEL Rebecca (CAN), BURNS Erin (CAN)
TC - CLOUTS Darryl (AUS)

Start: 19:30 Time: 1:50 Attendance: 325
Weather: Cloudy

Game notes: None

GAME SUMMARY - RESULTADO DEL PARTIDO 09



HONG KONG - INDIA



India..... 000 100 0 - 1 4 1 (0-2)
 Hong Kong..... 000 001 1 - 2 5 0 (1-1)

Jul 08, 2017 at Whitehorse (Field 2)

India 1 (0-2)

Player	AB	R	H	BI	2B	3B	HR	BB	SB	CS	HP	SH	SF	SO	IBB	KL	GDP	PO	A	E
DEEPAK p	3	0	1	0	0	0	0	1	0	0	0	0	0	1	0	0	0	1	1	0
KUMAR D lf	3	0	0	0	0	0	0	1	0	0	0	0	0	0	0	0	0	0	0	0
AJMAL cf	2	0	0	0	0	0	0	0	0	0	1	0	0	1	0	1	0	1	0	0
KUMAR C dp	3	0	0	0	0	0	0	0	0	0	0	0	0	2	0	1	0	0	0	0
SUNIL 2b	3	1	2	0	0	0	0	0	0	0	0	0	0	1	0	0	0	0	0	0
DANDALE c	2	0	0	0	0	0	0	1	0	0	0	0	0	0	0	0	0	10	0	0
KUMAR H rf	2	0	1	1	1	0	0	1	0	0	0	0	0	0	0	0	0	2	0	0
CHIRAG 3b	3	0	0	0	0	0	0	0	0	0	0	0	0	1	0	1	0	0	1	0
VINEETH ss	2	0	0	0	0	0	0	0	0	0	0	0	0	0	0	0	0	1	0	0
KISHAN ph	1	0	0	0	0	0	0	0	0	0	0	0	0	1	0	0	0	0	0	0
SINGH R 1b	0	0	0	0	0	0	0	0	0	0	0	0	0	0	0	0	0	3	0	1
Totals.....	24	1	4	1	1	0	0	4	0	0	1	0	0	7	0	3	0	18	2	1

Hong Kong 2 (1-1)

Player	AB	R	H	BI	2B	3B	HR	BB	SB	CS	HP	SH	SF	SO	IBB	KL	GDP	PO	A	E
PANG 2b	1	0	0	0	0	0	0	0	0	0	1	1	0	0	0	0	0	3	2	0
OSHIMA cf	2	0	0	0	0	0	0	1	0	0	0	0	0	1	0	1	0	0	0	0
CHEUNG ss	3	0	0	0	0	0	0	0	0	0	0	0	0	2	0	1	0	0	3	0
NG c	3	1	1	1	0	0	1	0	0	0	0	0	0	1	0	0	0	8	1	0
WONG dp/p	3	0	0	0	0	0	0	0	0	0	0	0	0	3	0	1	0	0	0	0
FUNG 3b	3	1	2	0	0	0	0	0	1	0	0	0	0	0	0	0	0	1	2	0
CHAN C rf	3	0	1	0	0	0	0	0	0	0	0	0	0	1	0	0	0	1	0	0
TANG p/dp	1	0	0	0	0	0	0	0	0	0	0	0	0	1	0	0	0	0	0	0
TONG ph	1	0	0	0	0	0	0	0	0	0	0	0	0	0	0	0	0	0	0	0
LAU ph	1	0	0	0	0	0	0	0	0	0	0	0	0	0	0	0	0	0	0	0
SIU lf	2	0	1	0	0	0	0	0	0	0	0	0	0	1	0	1	0	0	0	0
KAM ph	1	0	0	1	0	0	0	0	0	0	0	0	0	0	0	0	0	0	0	0
WU 1b	0	0	0	0	0	0	0	0	0	0	0	0	0	0	0	0	0	8	0	0
Totals.....	24	2	5	2	0	0	1	1	1	0	1	1	0	10	0	4	0	21	8	0

India	IP	H	R	ER	BB	SO	WP	HB	BK	IBB	SH	SF	CI	2B	3B	HR	AB	BF	FO	GO
DEEPAK L,0-1	6.0	5	2	2	1	10	1	1	1	0	1	0	0	0	0	1	24	27	6	2
Hong Kong	IP	H	R	ER	BB	SO	WP	HB	BK	IBB	SH	SF	CI	2B	3B	HR	AB	BF	FO	GO
TANG	6.0	4	1	1	4	6	0	1	0	0	0	0	0	1	0	0	21	26	4	7
WONG W,1-0	1.0	0	0	0	0	1	0	0	0	0	0	0	0	0	0	0	3	3	1	1

Umpires - HP: LOPEZ William (PUR) 1B: MORRISSEY Mike (CAN) 2B: LISS Valdimir (CZR)
 3B: SKJVEREN Gary (CAN)
 Scorers - STEWART Kathy, HAMMEL Rebecca, BURNS Erin
 TC - COLUTS Darryl

Start: 12:00 Time: 1:40 Attendance: 103
 Weather: Cloudy

Game notes:
 DEEPAK faced 4 batters in the 7th.

GAME SUMMARY - RESULTADO DEL PARTIDO 10



TURKEY - VENEZUELA



Venezuela..... 4(21)(10) - 35 27 1 (1-1)
Turkey..... 00 0 - 0 0 3 (0-2)

Jul 08, 2017 at Whitehorse (Field 1)

Venezuela 35 (1-1)

Player	AB	R	H	BI	2B	3B	HR	BB	SB	CS	HP	SH	SF	SO	IBB	KL	GDP	PO	A	E
QUERALES cf	4	5	2	2	1	0	1	1	0	0	1	0	0	0	0	0	0	0	0	0
ACACIO lf	4	6	4	5	0	1	1	2	0	0	0	0	0	0	0	0	0	0	0	0
CHIRINOS ss	5	5	4	8	0	0	3	1	0	0	0	0	0	0	0	0	0	1	0	0
FLORES c	5	4	4	3	2	0	2	0	0	0	0	0	0	0	0	0	0	6	1	1
LIMA 2b	3	3	2	2	0	0	1	1	0	0	0	0	1	0	0	0	0	0	1	0
CARRENO 3b	3	5	3	3	3	0	0	2	0	0	0	0	0	0	0	0	0	0	1	0
PINTO dp	5	2	4	9	2	0	2	0	0	0	0	0	0	0	0	0	0	0	0	0
ZAMBRANO 1b	4	1	2	0	0	0	0	1	0	0	0	0	0	0	0	0	0	2	0	0
LINARES rf	4	4	2	3	1	0	0	1	0	0	0	0	0	0	0	0	0	0	0	0
URBANEJA p	0	0	0	0	0	0	0	0	0	0	0	0	0	0	0	0	0	0	0	0
Totals.....	37	35	27	35	9	1	10	9	0	0	1	0	1	0	0	0	0	9	3	1

Turkey 0 (0-2)

Player	AB	R	H	BI	2B	3B	HR	BB	SB	CS	HP	SH	SF	SO	IBB	KL	GDP	PO	A	E
ALACAOEZ 1b/cf	1	0	0	0	0	0	0	0	0	0	0	0	0	1	0	1	0	2	0	0
TURKDOGAN lf	1	0	0	0	0	0	0	0	0	0	0	0	0	0	0	0	0	2	0	0
COLAK ss	1	0	0	0	0	0	0	0	0	0	0	0	0	1	0	0	0	2	0	0
TAS 3b	1	0	0	0	0	0	0	0	0	0	0	0	0	1	0	0	0	0	0	0
KUNBETI c	0	0	0	0	0	0	0	0	0	0	0	0	0	0	0	0	0	0	0	0
SELCUK ph/c	1	0	0	0	0	0	0	0	0	0	0	0	0	1	0	0	0	0	0	0
CAN rf	1	0	0	0	0	0	0	0	0	0	0	0	0	1	0	0	0	0	0	2
HAVALE rf	0	0	0	0	0	0	0	0	0	0	0	0	0	0	0	0	0	1	0	0
ETGU p/2b	0	0	0	0	0	0	0	0	0	0	0	0	0	0	0	0	0	0	0	0
YILDIRIM p	0	0	0	0	0	0	0	0	0	1	0	0	0	0	0	0	0	0	0	0
PAZAN cf/2b	1	0	0	0	0	0	0	0	0	0	0	0	0	0	0	0	0	1	0	1
PEHLIVANOGLU 2b/p	1	0	0	0	0	0	0	0	0	0	0	0	0	1	0	1	0	1	0	0
Totals.....	8	0	0	0	0	0	0	0	0	1	0	0	0	6	0	2	0	9	0	3

Venezuela	IP	H	R	ER	BB	SO	WP	HB	BK	IBB	SH	SF	CI	2B	3B	HR	AB	BF	FO	GO
URBANEJA W,1-0	3.0	0	0	0	0	6	0	0	0	0	0	0	1	0	0	0	8	9	0	2

Turkey	IP	H	R	ER	BB	SO	WP	HB	BK	IBB	SH	SF	CI	2B	3B	HR	AB	BF	FO	GO
ETGU L,0-1	1.0	5	8	8	5	0	0	1	0	0	0	1	0	2	0	2	7	14	3	0
PEHLIVANOGLU	0.0	1	2	2	1	0	1	0	0	0	0	0	0	0	0	1	1	2	0	0
YILDIRIM	2.0	21	25	18	3	0	1	0	0	0	0	0	0	7	1	7	29	32	5	1

Umpires - HP: MATBOGE Abel (BOT) 1B: TABINUKI Toyomatsu (JPN) 2B: KLUSZCZYNSKI Peter (CAN)
3B: PORTEOUS Mark (NZL)
Scorers - HAMMEL Elise (CAN), HAMMEL Maury (CAN), BURNS Susan (CAN)
TC - CLOUTS Darryl (AUS)

Start: 11:50 Time: 1:20 Attendance: 40
Weather: Overcast

Game notes:
ETGU faced 4 batters in the 2nd.
PEHLIVANOGLU faced 2 batters in the 2nd.

GAME SUMMARY - RESULTADO DEL PARTIDO 11



DOMINICAN REPUBLIC - SOUTH AFRICA



 South Africa..... 030 100 2 - 6 9 0 (0-2)
 Dominican Republic.. 301 400 X - 8 14 1 (2-0)

Jul 08, 2017 at Whitehorse (Field 2)

South Africa 6 (0-2)

Player	AB	R	H	BI	2B	3B	HR	BB	SB	CS	HP	SH	SF	SO	IBB	KL	GDP	PO	A	E
PHALADI 3b/lb	3	0	1	0	0	0	0	0	0	1	1	0	0	0	0	0	0	6	2	0
BANN 2b	4	0	2	1	0	0	0	0	0	0	0	0	0	0	0	0	0	3	0	0
SMALL dp	3	0	0	0	0	0	0	1	0	0	0	0	0	1	0	1	0	0	0	0
MAPHETO 1b	2	0	0	0	0	0	0	0	0	0	0	0	0	1	0	1	0	4	0	0
THUPUDI 3b	2	0	1	0	0	0	0	0	0	0	0	0	0	1	0	1	0	0	0	0
FROST ss	1	0	0	0	0	0	0	0	0	0	0	0	0	1	0	0	0	0	0	0
BOUILLON ph/ss	1	1	1	1	0	0	1	2	0	0	0	0	0	0	0	0	0	1	0	0
THOMASON cf	3	0	0	0	0	0	0	0	0	0	0	0	0	1	0	0	0	2	1	0
MOLOKOANE ph	1	1	0	0	0	0	0	0	0	0	0	0	0	0	0	0	0	0	0	0
KERCHHOFF rf	2	2	1	1	1	0	0	2	0	0	0	0	0	0	0	0	0	0	0	0
PHASHA lf	3	1	1	0	0	0	0	0	0	0	0	1	0	1	0	0	0	0	0	0
CHEPAPE c	3	1	2	3	0	0	1	1	0	1	0	0	0	1	0	0	0	2	1	0
STEYN p	0	0	0	0	0	0	0	0	0	0	0	0	0	0	0	0	0	0	2	0
KEKANA p	0	0	0	0	0	0	0	0	0	0	0	0	0	0	0	0	0	0	2	0
Totals.....	28	6	9	6	1	0	2	6	0	2	1	1	0	7	0	3	0	18	8	0

Dominican Republic 8 (2-0)

Player	AB	R	H	BI	2B	3B	HR	BB	SB	CS	HP	SH	SF	SO	IBB	KL	GDP	PO	A	E
MEDINA cf	4	2	2	0	0	1	0	0	0	0	0	0	0	0	0	0	0	1	2	0
VALERIO 1b	4	1	1	1	0	0	0	0	0	0	0	0	0	0	0	0	0	5	0	0
FIGUERO rf	4	2	3	2	0	0	0	0	2	0	0	0	0	0	0	0	0	2	0	0
LAHOZ dp	3	0	1	2	0	0	0	0	0	0	0	0	0	0	0	0	0	0	0	0
NUNEZ 2b	3	0	0	0	0	0	0	0	0	0	0	0	0	0	0	0	0	2	0	0
CHALAS lf	3	0	2	1	0	0	0	0	0	0	0	0	0	0	0	0	0	1	0	0
MORETA c	3	1	2	0	0	0	0	0	0	0	0	0	0	0	0	0	0	8	2	0
VILLAFANA 3b	3	1	2	0	1	0	0	0	0	0	0	0	0	1	0	0	0	0	1	0
RAMIREZ ss	2	1	1	2	1	0	0	0	0	0	0	1	0	0	0	0	0	2	0	1
BATISTA p	0	0	0	0	0	0	0	0	0	0	0	0	0	0	0	0	0	0	1	0
PEREZ p	0	0	0	0	0	0	0	0	0	0	0	0	0	0	0	0	0	0	0	0
PAULINO p	0	0	0	0	0	0	0	0	0	0	0	0	0	0	0	0	0	0	2	0
GONZALEZ p	0	0	0	0	0	0	0	0	0	0	0	0	0	0	0	0	0	0	0	0
Totals.....	29	8	14	8	2	1	0	0	2	0	0	1	0	1	0	0	0	21	8	1

South Africa	IP	H	R	ER	BB	SO	WP	HB	BK	IBB	SH	SF	CI	2B	3B	HR	AB	BF	FO	GO
STEYN	3.0	7	4	4	0	0	0	0	1	0	1	0	0	0	1	0	14	15	2	5
KEKANA L,0-2	3.0	7	4	4	0	1	0	0	0	0	0	0	0	2	0	0	15	15	1	6

Dominican Republic	IP	H	R	ER	BB	SO	WP	HB	BK	IBB	SH	SF	CI	2B	3B	HR	AB	BF	FO	GO
BATISTA	1.2	3	3	3	2	1	0	0	0	0	0	0	0	0	0	1	8	10	3	1
PEREZ	1.2	1	1	1	2	3	0	1	0	0	1	0	0	0	0	0	5	9	1	1
PAULINO W,1-0	3.0	5	2	1	2	1	0	0	0	0	0	0	0	1	0	1	13	15	3	3
GONZALEZ S,1	0.2	0	0	0	0	2	0	0	0	0	0	0	0	0	0	0	2	2	0	0

Umpires - HP: DOSTAL Jiri (CZR) 1B: LOPEZ William (PUR) 2B: ENDO Nobuhiro (JPN)
 3B: EVANS Leigh (AUS)
 Scorers - BURNS Erin, HAMMEL Rebecca, SETWART Kathy
 TC - COLUTS Daryl

Start: 14:10 Time: 2,15 Attendance: 285
 Weather: Partly cloudy

Game notes: None

GAME SUMMARY - RESULTADO DEL PARTIDO 12



BOTSWANA - JAPAN



Japan..... 410 003 - 8 6 1 (2-0)
Botswana..... 000 000 - 0 2 0 (1-1)

Jul 08, 2017 at Whitehorse (Field 1)

Japan 8 (2-0)

Player	AB	R	H	BI	2B	3B	HR	BB	SB	CS	HP	SH	SF	SO	IBB	KL	GDP	PO	A	E
MORITA lf	4	1	0	0	0	0	0	0	0	0	0	0	0	0	0	0	0	1	0	0
SAWADA 2b	2	1	1	0	0	0	0	1	0	0	0	0	0	0	0	0	0	2	0	0
MERA 3b	1	0	1	2	1	0	0	0	0	0	0	0	0	0	0	0	0	0	2	0
TOKOI rf	3	1	1	1	0	1	0	0	0	0	0	0	0	1	0	0	0	0	0	0
OISHI rf	1	0	0	0	0	0	0	0	0	0	0	0	0	0	0	0	0	0	0	0
MATSUDA dp	3	1	1	2	0	0	1	0	0	0	0	0	0	0	0	0	0	0	0	0
URAMOTO 1b	2	1	0	0	0	0	0	1	0	0	0	0	0	0	0	0	0	2	0	0
KOMIYAMA 1b	0	0	0	0	0	0	0	0	0	0	0	0	0	0	0	0	0	3	0	0
KAWADA cf	2	1	0	0	0	0	0	1	0	0	0	0	0	1	0	0	0	0	0	0
KATAOKA c	3	1	2	3	1	0	1	0	0	0	0	0	0	0	0	0	0	10	2	0
KOSHIKIYA ss	1	1	0	0	0	0	0	1	0	0	1	0	0	0	0	0	0	0	2	0
ITOSE 3b/2b	2	0	0	0	0	0	0	1	0	0	0	0	0	1	0	1	0	0	2	1
OKAZAKI p	0	0	0	0	0	0	0	0	0	0	0	0	0	0	0	0	0	0	0	0
KYAKUNO p	0	0	0	0	0	0	0	0	0	0	0	0	0	0	0	0	0	0	0	0
YAMAWAKI p	0	0	0	0	0	0	0	0	0	0	0	0	0	0	0	0	0	0	0	0
Totals.....	24	8	6	8	2	1	2	5	0	0	1	0	0	3	0	1	0	18	8	1

Botswana 0 (1-1)

Player	AB	R	H	BI	2B	3B	HR	BB	SB	CS	HP	SH	SF	SO	IBB	KL	GDP	PO	A	E
MOTSUMI 1b	2	0	0	0	0	0	0	0	0	0	0	0	0	2	0	0	0	6	0	0
TSHELAMETS G ph	1	0	0	0	0	0	0	0	0	0	0	0	0	1	0	1	0	0	0	0
RADITHOBANE c	3	0	0	0	0	0	0	0	0	0	0	0	0	2	0	1	0	3	0	0
MATLHO 3b	2	0	0	0	0	0	0	0	0	0	0	0	0	1	0	0	0	0	2	0
SIMWANZA cf	2	0	1	0	0	0	0	0	0	0	0	0	0	1	0	0	0	3	0	0
MOALOSI rf	2	0	0	0	0	0	0	0	0	0	0	0	0	1	0	0	0	1	0	0
MANAKA lf	2	0	0	0	0	0	0	0	0	0	0	0	0	1	0	0	0	1	0	0
GAROGWE p	0	0	0	0	0	0	0	0	0	0	0	0	0	0	0	0	0	0	0	0
MOTSHOLATHEB p	2	0	0	0	0	0	0	0	0	0	0	0	0	1	0	0	0	0	0	0
LEGAU p	0	0	0	0	0	0	0	0	0	0	0	0	0	0	0	0	0	0	0	0
KGOSIMORE 2b	2	0	0	0	0	0	0	0	0	0	0	0	0	1	0	1	0	1	6	0
DEKOKER ss	2	0	1	0	0	0	0	0	0	0	0	0	0	1	0	0	0	3	0	0
Totals.....	20	0	2	0	0	0	0	0	0	0	0	0	0	12	0	3	0	18	8	0

Japan	IP	H	R	ER	BB	SO	WP	HB	BK	IBB	SH	SF	CI	2B	3B	HR	AB	BF	FO	GO
OKAZAKI W,1-0	4.0	2	0	0	0	8	1	0	0	0	0	0	0	0	0	0	14	14	1	2
KYAKUNO	1.0	0	0	0	0	1	0	0	0	0	0	0	0	0	0	0	3	3	0	2
YAMAWAKI	1.0	0	0	0	0	3	0	0	0	0	0	0	0	0	0	0	3	3	0	0

Botswana	IP	H	R	ER	BB	SO	WP	HB	BK	IBB	SH	SF	CI	2B	3B	HR	AB	BF	FO	GO
GAROGWE L,0-1	1.2	4	5	5	3	1	0	0	0	0	0	0	0	1	1	1	9	12	0	4
MOTSHOLATHEB	3.2	1	2	2	1	2	1	1	0	0	0	0	0	0	0	1	12	14	6	3
LEGAU	0.2	1	1	1	1	0	0	0	0	0	0	0	0	1	0	0	3	4	1	1

Umpires - HP: SOENMEZ Galip (GER) 1B: WAITE Casey (USA) 2B: SKJERVEN Gary (CAN)
3B: HELMER Daryl (CAN)
Scorers - NESS Sharon (CAN), HAMMEL Maury (CAN), BURNS Susan (CAN)
TC - CLOUTS Darryl (AUS)

Start: 14:00 Time: 1:35 Attendance: 150
Weather: Partly Cloudy

Game notes: None

GAME SUMMARY - RESULTADO DEL PARTIDO 13



DENMARK – GREAT BRITAIN



Great Britain..... 000 000 0 - 0 4 1 (0-2)
Denmark..... 003 000 X - 3 2 0 (1-1)

Jul 08, 2017 at Whitehorse (Field 2)

Great Britain 0 (0-2)

Player	AB	R	H	BI	2B	3B	HR	BB	SB	CS	HP	SH	SF	SO	IBB	KL	GDP	PO	A	E
O-NEILL ss	3	0	0	0	0	0	0	0	0	0	0	0	0	2	0	1	0	2	1	0
STOCKFORD K c	3	0	0	0	0	0	0	0	0	0	0	0	0	1	0	0	0	9	3	1
PETERS dp	3	0	2	0	0	0	0	0	0	0	0	0	0	0	0	0	0	0	0	0
DARBY cf	3	0	1	0	0	0	0	0	0	0	0	0	0	2	0	1	0	0	0	0
LINTON p	3	0	0	0	0	0	0	0	0	0	0	0	0	2	0	0	0	0	1	0
DAVIES 3b	3	0	0	0	0	0	0	0	0	0	0	0	0	2	0	0	0	0	0	0
OTTRIDGE 1b	1	0	0	0	0	0	0	0	0	0	0	0	0	1	0	0	0	6	0	0
ASWANI ph	1	0	1	0	0	0	0	0	0	0	0	0	0	0	0	0	0	0	0	0
PRISCOTT lf	2	0	0	0	0	0	0	0	0	0	0	0	0	1	0	0	0	1	0	0
TONLIN 2b	2	0	0	0	0	0	0	0	0	0	0	0	0	1	0	1	0	0	1	0
HARRISON rf	0	0	0	0	0	0	0	0	0	0	0	0	0	0	0	0	0	0	0	0
Totals.....	24	0	4	0	0	0	0	0	0	0	0	0	0	12	0	3	0	18	6	1

Denmark 3 (1-1)

Player	AB	R	H	BI	2B	3B	HR	BB	SB	CS	HP	SH	SF	SO	IBB	KL	GDP	PO	A	E
TERKELSEN lf/dp	2	1	0	0	0	0	0	1	1	0	0	0	0	0	0	0	0	0	0	0
BROWN rf	1	1	0	0	0	0	0	2	1	0	0	0	0	0	0	0	0	1	0	0
SIMONSEN cf	3	0	0	0	0	0	0	0	0	0	0	0	0	2	0	0	0	0	1	0
JULENEN 1b	2	1	1	1	1	0	0	1	0	0	0	0	0	1	0	1	0	5	0	0
JOERGENSEN c	2	0	0	0	0	0	0	1	0	0	0	0	0	2	0	1	0	12	0	0
SVANE dp	2	0	0	0	0	0	0	0	0	0	0	0	0	1	0	0	0	0	0	0
LOHMANN lf	1	0	0	0	0	0	0	0	0	0	0	0	0	1	0	1	0	0	0	0
NIHOEJ 2b	0	0	0	0	0	0	0	3	1	1	0	0	0	0	0	0	0	0	0	0
MILNE pr	0	0	0	0	0	0	0	0	0	1	0	0	0	0	0	0	0	0	0	0
HANSEN p	2	0	0	0	0	0	0	0	0	0	0	0	0	2	0	1	0	0	1	0
ANDERSEN ph	1	0	0	0	0	0	0	0	0	0	0	0	0	1	0	1	0	0	0	0
LORENTSEN 3b	2	0	1	0	0	0	0	0	0	0	0	0	0	0	0	0	0	2	2	0
NIELSEN ss	0	0	0	0	0	0	0	0	0	0	0	0	0	0	0	0	0	1	1	0
Totals.....	18	3	2	1	1	0	0	8	3	2	0	0	0	10	0	5	0	21	5	0

Great Britain	IP	H	R	ER	BB	SO	WP	HB	BK	IBB	SH	SF	CI	2B	3B	HR	AB	BF	FO	GO
LINTON L,0-2	6.0	2	3	1	8	10	0	0	0	0	0	0	0	1	0	0	18	26	2	4

Denmark	IP	H	R	ER	BB	SO	WP	HB	BK	IBB	SH	SF	CI	2B	3B	HR	AB	BF	FO	GO
HANSEN W,1-1	7.0	4	0	0	0	12	0	0	0	0	0	0	0	0	0	0	24	24	3	5

Umpires - HP: CARTER Jason (AUS) 1B: LISS Vladimir (CZE) 2B: PORTEOUS Mark (NZL)
3B: KAIARUNA Tony (NZL)
Scorers - STEWART Kathy (CAN), HAMMEL Rebecca (CAN), BURNS Erin (CAN)
TC - CLOUTS Darryl (AUS)

Start: 16:50 Time: 1:40 Attendance: 200
Weather: Partially cloudy

Game notes: None

GAME SUMMARY - RESULTADO DEL PARTIDO 14



USA - AUSTRALIA



Australia..... 100 000 0 - 1 2 0 (1-1)
United States..... 000 200 X - 2 3 3 (1-1)

Jul 08, 2017 at Whitehorse (Field 1)

Australia 1 (1-1)

Player	AB	R	H	BI	2B	3B	HR	BB	SB	CS	HP	SH	SF	SO	IBB	KL	GDP	PO	A	E
MATHEWS cf/lf	2	0	0	0	0	0	0	0	0	0	0	0	0	1	0	0	0	0	0	0
MERRIMAN ph	0	0	0	0	0	0	0	1	0	0	0	0	0	0	0	0	0	0	0	0
TODHUNTER ss	3	0	0	0	0	0	0	0	0	1	0	0	0	0	0	0	2	0	2	0
SHALLES 3b	2	1	1	1	0	0	1	1	0	0	0	0	0	0	0	0	0	0	1	0
WELDON lf/cf	3	0	0	0	0	0	0	0	0	0	0	0	0	0	0	0	0	0	0	0
SINCLAIR cf	0	0	0	0	0	0	0	0	0	0	0	0	0	0	0	0	0	0	0	0
KIRKPATRICK 1b	3	0	0	0	0	0	0	0	0	0	0	0	0	0	0	0	0	7	0	0
JEMMOTT pr	0	0	0	0	0	0	0	0	0	0	0	0	0	0	0	0	0	0	0	0
WHITE dp	1	0	0	0	0	0	0	1	0	0	0	1	0	1	0	1	0	0	0	0
NORTON c	2	0	1	0	0	0	0	1	0	0	0	0	0	1	0	0	0	8	0	0
MCGOVERN pr	0	0	0	0	0	0	0	0	0	0	0	0	0	0	0	0	0	0	0	0
O'LEARY rf	3	0	0	0	0	0	0	0	0	0	0	0	0	1	0	0	0	2	0	0
O'BYRNE 2b	2	0	0	0	0	0	0	0	0	0	0	0	0	1	0	1	0	1	4	0
HARRIS ph	1	0	0	0	0	0	0	0	0	0	0	0	0	1	0	0	0	0	0	0
FOLKARD p	0	0	0	0	0	0	0	0	0	0	0	0	0	0	0	0	0	0	0	0
Totals.....	22	1	2	1	0	0	1	4	0	1	0	1	0	6	0	2	2	18	7	0

United States 2 (1-1)

Player	AB	R	H	BI	2B	3B	HR	BB	SB	CS	HP	SH	SF	SO	IBB	KL	GDP	PO	A	E
RATLIFF rf	2	0	0	0	0	0	0	1	1	0	0	0	0	0	0	0	0	1	0	0
SAGDAL cf	0	0	0	0	0	0	0	0	0	0	0	0	0	0	0	0	0	0	0	0
ZECHMAN dp/p	2	0	0	0	0	0	0	1	0	0	0	0	0	1	0	0	0	0	0	0
SAENZ pr	0	0	0	0	0	0	0	0	1	0	0	0	0	0	0	0	0	0	0	0
PALAZZO 1b	3	1	1	0	0	0	0	0	0	0	0	0	0	1	0	0	0	7	0	0
DUDLEY 2b	3	0	0	0	0	0	0	0	0	0	0	0	0	0	0	0	0	4	2	1
CASTILLO 3b	3	0	1	0	1	0	0	0	0	0	0	0	0	1	0	1	0	0	2	2
KAY cf/rf	2	1	0	0	0	0	0	1	0	0	0	0	0	1	0	0	0	0	0	0
TAN lf	2	0	0	0	0	0	0	0	0	0	0	0	0	2	0	0	0	1	0	0
OCHOA ph	0	0	0	0	0	0	0	1	0	0	0	0	0	0	1	0	0	0	0	0
MULLINS c	2	0	1	2	0	0	0	0	0	0	0	0	0	1	0	0	0	6	1	0
HEINLEIN ss	2	0	0	0	0	0	0	0	0	0	0	0	0	1	0	0	0	2	3	0
MANLEY p	0	0	0	0	0	0	0	0	0	0	0	0	0	0	0	0	0	0	1	0
MANCHA p	0	0	0	0	0	0	0	0	0	0	0	0	0	0	0	0	0	0	0	0
Totals.....	21	2	3	2	1	0	0	4	2	0	0	0	0	8	1	1	0	21	9	3

Australia

	IP	H	R	ER	BB	SO	WP	HB	BK	IBB	SH	SF	CI	2B	3B	HR	AB	BF	FO	GO
FOLKARD L,0-1	6.0	3	2	2	4	8	0	0	0	1	0	0	0	1	0	0	21	25	3	7

United States

	IP	H	R	ER	BB	SO	WP	HB	BK	IBB	SH	SF	CI	2B	3B	HR	AB	BF	FO	GO
MANLEY W,1-0	5.0	2	1	1	1	4	0	0	0	0	0	0	0	0	0	1	17	18	3	6
ZECHMAN	0.0	0	0	0	1	0	0	0	0	0	0	0	0	0	0	0	0	1	0	0
MANCHA S,1	2.0	0	0	0	2	2	1	0	0	0	1	0	0	0	0	0	5	8	1	2

Umpires - HP: KLUSZCZYNSKI Peter (CAN) 1B: HELMER Darryl (CAN) 2B: FALCON Carlos (VEN) 3B: MORRISEY Mike (CAN)
Scorers - NESS Sharon (CAN), HAMMEL Maury (CAN), BURNS Susan (CAN)
TC - CLOUTS Darryl (AUS)

Start: 16:30 Time: 1:30 Attendance: 500
Weather: Sunny

Game notes:
ZECHMAN faced 1 batter in the 6th.

GAME SUMMARY - RESULTADO DEL PARTIDO 15



NEW ZEALAND - CZECH REPUBLIC



Czech Republic..... 011 00 - 2 2 1 (1-1)
New Zealand..... 060 12 - 9 4 1 (2-0)

Jul 08, 2017 at Whitehorse (Field 2)

Czech Republic 2 (1-1)

Player	AB	R	H	BI	2B	3B	HR	BB	SB	CS	HP	SH	SF	SO	IBB	KL	GDP	PO	A	E
MERTL c	3	0	0	0	0	0	0	0	0	0	0	0	0	2	0	1	0	2	1	0
VACHA cf	2	0	0	0	0	0	0	1	1	0	0	0	0	1	0	0	0	0	1	0
KOLKUS 2b	2	0	0	0	0	0	0	0	0	0	0	0	0	2	0	0	0	1	1	0
SVOBODA 3b	2	0	0	0	0	0	0	0	0	0	0	0	0	0	0	0	0	1	3	0
BENDA lf	2	1	1	0	0	0	0	0	0	0	0	0	0	1	0	0	0	0	0	0
KOPECNY rf	2	0	0	0	0	0	0	0	0	0	0	0	0	2	0	0	0	0	0	0
KLEIN lb	2	0	1	1	0	0	0	0	0	0	0	0	0	1	0	0	0	9	0	1
PETR ss	2	0	0	0	0	0	0	0	0	0	0	0	0	2	0	0	0	1	5	0
MALY dp/p	1	1	0	0	0	0	0	1	0	0	0	0	0	0	0	0	0	0	1	0
HOLBRADEK p	0	0	0	0	0	0	0	0	0	0	0	0	0	0	0	0	0	0	0	0
Totals.....	18	2	2	1	0	0	0	2	1	0	0	0	0	11	0	1	0	14	12	1

New Zealand 9 (2-0)

Player	AB	R	H	BI	2B	3B	HR	BB	SB	CS	HP	SH	SF	SO	IBB	KL	GDP	PO	A	E
ENOKA B cf	3	2	0	0	0	0	0	0	1	0	0	0	0	0	0	0	0	0	0	0
NUKUNUKU lb	2	0	1	3	0	1	0	1	0	1	0	0	0	0	0	0	0	4	0	0
ENOKA T lf	3	0	1	1	0	0	0	0	0	0	0	0	0	1	0	0	0	0	0	0
RONA 3b	2	0	1	0	1	0	0	1	0	0	0	0	0	0	0	0	0	0	0	0
EVANS J pr	0	1	0	0	0	0	0	0	0	0	0	0	0	0	0	0	0	0	0	0
HARBROW pr	0	0	0	0	0	0	0	0	0	0	0	0	0	0	0	0	0	0	0	0
EVANS C 2b	3	0	0	0	0	0	0	0	0	0	0	0	0	1	0	1	0	1	2	0
LAULA dp	2	2	0	0	0	0	0	1	0	0	0	0	0	0	0	0	0	0	0	0
BARTORILLO ss	2	2	1	2	0	0	1	0	0	0	1	0	0	0	0	0	0	0	2	0
VAN LIESHOUT c	1	1	0	1	0	0	0	1	0	0	0	0	0	0	0	0	0	10	0	1
ENOKA C rf	0	1	0	1	0	0	0	2	0	0	0	0	0	0	0	0	0	0	0	0
HAYES p	0	0	0	0	0	0	0	0	0	0	0	0	0	0	0	0	0	0	0	0
Totals.....	18	9	4	8	1	1	1	6	1	1	1	0	0	2	0	1	0	15	4	1

Czech Republic	IP	H	R	ER	BB	SO	WP	HB	BK	IBB	SH	SF	CI	2B	3B	HR	AB	BF	FO	GO
HOLBRADEK	3.1	4	4	3	2	1	0	0	0	0	0	0	0	1	1	1	14	16	0	8
MALY L,0-1	1.1	0	5	5	4	1	1	1	0	0	0	0	0	0	0	0	4	9	0	3

New Zealand	IP	H	R	ER	BB	SO	WP	HB	BK	IBB	SH	SF	CI	2B	3B	HR	AB	BF	FO	GO
HAYES W,1-0	5.0	2	2	1	2	11	1	0	0	0	0	0	0	0	0	0	18	20	1	4

Umpires - HP: ENDO Nobuhiro (JPN) 1B: SOIMMEZ Calip (GER) 2B: WAITE Casey (USA)
3B: TABINUKI Toyomatsu (JPN)
Scorers - BURNS Erin (CAN), HAMMEL Rebecca (CAN), STEWART Kathy (CAN)
TC - CLOUTS Darryl (AUS)

Start: 19:30 Time: 1:40 Attendance: 473
Weather: Sunny

Game notes: None

GAME SUMMARY - RESULTADO DEL PARTIDO 16



ARGENTINA - CANADA



Canada..... 026 000 0 - 8 8 1 (2-0)
Argentina..... 010 010 1 - 3 4 2 (1-1)

Jul 08, 2017 at Whitehorse (Field 1)

Canada 8 (2-0)

Player	AB	R	H	BI	2B	3B	HR	BB	SB	CS	HP	SH	SF	SO	IBB	KL	GDP	PO	A	E
ROY cf	2	1	0	0	0	0	0	2	0	0	0	0	0	1	0	1	0	0	0	0
HORN 2b	4	1	1	1	0	0	0	0	0	0	0	0	0	1	0	0	0	1	4	0
EZEKIEL rf	4	1	1	3	0	0	1	0	0	0	0	0	0	0	0	0	0	1	0	0
MULLALEY 1b	3	1	1	0	0	0	0	1	0	0	0	0	0	2	0	0	0	7	0	0
HUNTER dp	2	1	0	0	0	0	0	2	0	0	0	0	0	2	0	1	0	0	0	0
MAYSON 3b	4	1	1	1	0	0	0	0	0	0	0	0	0	1	0	0	1	0	0	1
JOHNSON lf	4	1	1	2	0	0	1	0	0	0	0	0	0	1	0	0	0	1	0	0
BOLAND R c	3	0	2	1	0	0	0	0	0	0	0	0	0	0	0	0	0	7	1	0
BOLAND S pr	0	0	0	0	0	0	0	0	0	0	0	0	0	0	0	0	0	0	0	0
WALUSHKA ss	3	1	1	0	0	0	0	0	0	0	0	0	0	2	0	1	0	3	1	0
CLEARY p	0	0	0	0	0	0	0	0	0	0	0	0	0	0	0	0	0	1	2	0
Totals.....	29	8	8	8	0	0	2	5	0	0	0	0	0	10	0	3	1	21	8	1

Argentina 3 (1-1)

Player	AB	R	H	BI	2B	3B	HR	BB	SB	CS	HP	SH	SF	SO	IBB	KL	GDP	PO	A	E
MIGLIAVACCA cf	4	0	1	0	0	0	0	0	0	1	0	0	0	0	0	0	0	1	0	0
PEKER rf	3	0	0	0	0	0	0	0	0	0	0	0	0	1	0	0	0	1	0	1
MALARCZUK 2b	2	0	0	0	0	0	0	1	1	0	0	0	0	1	0	0	0	0	3	0
GODOY M 1b/lf	3	0	0	0	0	0	0	0	0	0	0	0	0	0	0	0	0	2	0	0
MOTRONI c	3	2	1	1	0	0	1	0	0	0	0	0	0	1	0	0	0	10	0	0
GODOY G ss	3	0	0	0	0	0	0	0	0	0	0	0	0	1	0	1	0	1	2	0
ZARA dp	2	1	2	2	0	0	1	1	0	0	0	0	0	0	0	0	0	0	0	0
MATA C p/lb	2	0	0	0	0	0	0	1	0	0	0	0	0	1	0	0	0	4	0	1
MINIGUTTI pr	0	0	0	0	0	0	0	0	0	0	0	0	0	0	0	0	0	0	0	0
OJEDA 3b	3	0	0	0	0	0	0	0	0	0	0	0	0	2	0	0	0	1	0	0
MONTERO MAR lf	0	0	0	0	0	0	0	0	0	0	0	0	0	0	0	0	0	1	0	0
GODOY H p	0	0	0	0	0	0	0	0	0	0	0	0	0	0	0	0	0	0	2	0
Totals.....	25	3	4	3	0	0	2	3	1	1	0	0	0	7	0	1	0	21	7	2

Canada	IP	H	R	ER	BB	SO	WP	HB	BK	IBB	SH	SF	CI	2B	3B	HR	AB	BF	FO	GO
CLEARY W,1-0	7.0	4	3	2	3	7	0	0	0	0	0	0	0	0	0	2	25	28	6	7
Argentina	IP	H	R	ER	BB	SO	WP	HB	BK	IBB	SH	SF	CI	2B	3B	HR	AB	BF	FO	GO
MATA C L,0-1	2.1	5	7	6	2	2	0	0	0	0	0	0	0	0	0	2	12	14	3	2
GODOY H	4.2	3	1	1	3	8	1	0	0	0	0	0	0	0	0	0	17	20	1	4

Umpires - HP: SONAK Brian (USA) 1B: EVANS Leigh (AUS) 2B: KAIARUNA Tony (NZL)
 3B: RAMIREZ Enrique (CUB)
 Scorers - HAMMEL Elise (CAN), HAMMEL Maury (CAN), BURNS Susan (CAN)
 TC - CLOUTS Darryl (AUS)

Start: 18:52 Time: 1:58 Attendance: 723
 Weather: Partly Cloudy

Game notes: None

GAME SUMMARY - RESULTADO DEL PARTIDO 17



JAPAN - TURKEY



Turkey..... 0 0 0 - 0 0 1 (0-3)
Japan..... (10)(14)X - 24 18 0 (3-0)

Jul 09, 2017 at Whitehorse (Field 2)

Turkey 0 (0-3)

Player	AB	R	H	BI	2B	3B	HR	BB	SB	CS	HP	SH	SF	SO	IBB	KL	GDP	PO	A	E
ATES cf	1	0	0	0	0	0	0	0	0	0	0	0	0	1	0	0	0	2	0	0
PEHLIVANOGLU ph	1	0	0	0	0	0	0	0	0	0	0	0	0	1	0	0	0	0	0	0
PAZAN dp	1	0	0	0	0	0	0	0	0	0	0	0	0	0	0	0	0	0	0	0
CAN ph	1	0	0	0	0	0	0	0	0	0	0	0	0	0	0	0	0	0	0	0
COLAK ss	1	0	0	0	0	0	0	0	0	0	0	0	0	1	0	1	0	0	0	0
TAS c	0	0	0	0	0	0	0	1	0	0	0	0	0	0	0	0	0	0	0	0
TURKDOGAN lf	1	0	0	0	0	0	0	0	0	0	0	0	0	1	0	0	0	2	0	1
ETGU p/lb	0	0	0	0	0	0	0	1	0	0	0	0	0	0	0	0	0	0	0	0
HAVALE 3b	1	0	0	0	0	0	0	0	0	0	0	0	0	1	0	0	0	0	0	0
YILDIRIM lb/p	1	0	0	0	0	0	0	0	0	0	0	0	0	1	0	0	0	1	0	0
SONMEZ M rf	1	0	0	0	0	0	0	0	0	0	0	0	0	1	0	1	0	1	0	0
KUNBETI 2b	0	0	0	0	0	0	0	0	0	0	0	0	0	0	0	0	0	0	0	0
Totals.....	9	0	0	0	0	0	0	2	0	0	0	0	0	7	0	2	0	6	0	1

Japan 24 (3-0)

Player	AB	R	H	BI	2B	3B	HR	BB	SB	CS	HP	SH	SF	SO	IBB	KL	GDP	PO	A	E
MORITA lf	2	3	2	2	0	0	0	1	0	0	0	0	1	0	0	0	0	0	0	0
SAWADA 2b	2	4	1	0	0	0	0	2	0	0	0	0	0	0	0	0	0	0	1	0
TOKOI rf	1	3	1	1	0	0	0	2	0	0	0	0	1	0	0	0	0	0	0	0
MATSUDA dp/p	4	2	4	8	1	1	1	0	0	0	0	0	0	0	0	0	0	0	0	0
URAMOTO lb	1	1	1	0	0	0	0	0	0	0	0	0	0	0	0	0	0	0	0	0
KOMIYAMA ph/lb	3	1	2	4	0	0	1	0	0	0	0	0	0	0	0	0	0	1	0	0
KAWADA cf	3	2	1	0	1	0	0	1	0	0	0	0	0	0	0	0	0	0	0	0
KATAOKA c	1	1	1	1	1	0	0	0	0	0	0	0	0	0	0	0	0	5	0	0
OISHI ph/c	2	1	1	0	0	0	0	0	0	0	0	0	0	0	0	0	0	2	0	0
KOSHIKIYA ss	1	3	1	1	1	0	0	2	0	0	0	0	0	0	0	0	0	0	0	0
ITOSE 3b	1	1	1	1	1	0	0	0	0	0	0	0	0	0	0	0	0	1	0	0
MERA ph/3b	2	2	2	4	1	0	1	0	0	0	0	0	0	0	0	0	0	0	0	0
TAKAHASHI p	0	0	0	0	0	0	0	0	0	0	0	0	0	0	0	0	0	0	0	0
Totals.....	23	24	18	22	6	1	3	8	0	0	0	0	2	0	0	0	0	9	1	0

Turkey	IP	H	R	ER	BB	SO	WP	HB	BK	IBB	SH	SF	CI	2B	3B	HR	AB	BF	FO	GO
ETGU L,0-2	0.0	1	4	4	3	0	0	0	1	0	0	0	0	0	0	1	1	4	0	0
YILDIRIM	2.0	17	20	20	5	0	1	0	0	0	0	2	0	6	1	2	22	29	6	0

Japan	IP	H	R	ER	BB	SO	WP	HB	BK	IBB	SH	SF	CI	2B	3B	HR	AB	BF	FO	GO
TAKAHASHI	1.0	0	0	0	0	2	0	0	0	0	0	0	0	0	0	0	3	3	0	1
MATSUDA W,1-0	2.0	0	0	0	2	5	0	0	0	0	0	0	0	0	0	0	6	8	1	0

Umpires - HP: MMAKOLA Ashley (RSA) 1B: SKJERVEN Gary (CAN) 2B: RAMIREZ Enrique (CUB)
3B: MATABOGE Abel (BOT)
Scorers - STEWART Kathy (CAN), HAMMEL Rebecca (CAN), BURNS Erin (CAN)
TC - CLOUTS Darryl (AUS)

Start: 10:00 Time: 1:00 Attendance: 75
Weather: Cloudy

Game notes:
ETGU faced 4 batters in the 1st.

GAME SUMMARY - RESULTADO DEL PARTIDO 18



INDIA - DOMINICAN REPUBLIC



Dominican Republic.. 162 6 - 15 16 0 (3-0)
India..... 000 0 - 0 1 0 (0-3)

Jul 09, 2017 at Whitehorse (Field 1)

Dominican Republic 15 (3-0)

Player	AB	R	H	BI	2B	3B	HR	BB	SB	CS	HP	SH	SF	SO	IBB	KL	GDP	PO	A	E
MEDINA cf	2	1	1	0	0	0	0	1	0	0	0	0	0	0	0	0	0	0	0	0
MORETA ph	1	0	0	0	0	0	0	0	0	0	0	0	0	0	0	0	0	0	0	0
VALERIO lb	2	2	1	2	1	0	0	1	0	0	0	0	0	0	0	0	0	3	0	0
PAULINO ph	1	1	1	0	1	0	0	0	0	0	0	0	0	0	0	0	0	0	0	0
FIGUEROA rf	4	1	2	3	0	0	1	0	0	0	0	0	0	0	0	0	0	0	0	0
LAHOZ dp	3	1	1	1	0	0	0	1	0	0	0	0	0	0	0	0	0	0	0	0
CHALAS lf	3	1	2	2	0	0	1	0	0	0	0	0	0	0	0	0	0	0	0	0
VILLAFANA 3b	3	1	1	0	0	0	0	0	0	0	0	0	0	1	0	0	0	0	0	0
ARIAS c	3	2	2	0	0	0	0	0	0	0	0	0	0	0	0	0	0	8	0	0
DE MOTA 2b	2	1	1	0	0	0	0	0	0	0	0	0	0	1	0	0	0	1	0	0
NUNEZ ph	1	1	1	1	1	0	0	0	0	0	0	0	0	0	0	0	0	0	0	0
RAMIREZ ss	3	3	3	6	0	1	2	0	0	0	0	0	0	0	0	0	0	0	1	0
MENA p	0	0	0	0	0	0	0	0	0	0	0	0	0	0	0	0	0	0	1	0
BATISTA p	0	0	0	0	0	0	0	0	0	0	0	0	0	0	0	0	0	0	0	0
Totals.....	28	15	16	15	3	1	4	3	0	0	0	0	0	2	0	0	0	12	2	0

India 0 (0-3)

Player	AB	R	H	BI	2B	3B	HR	BB	SB	CS	HP	SH	SF	SO	IBB	KL	GDP	PO	A	E
AJMAL cf	2	0	0	0	0	0	0	0	0	0	0	0	0	2	0	0	0	0	0	0
SUMIT lf	0	0	0	0	0	0	0	0	0	0	0	0	0	0	0	0	0	0	0	0
KUMAR D lf/cf	2	0	0	0	0	0	0	0	0	0	0	0	0	2	0	2	0	2	0	0
DEEPAK lb/p	2	0	0	0	0	0	0	0	0	0	0	0	0	1	0	1	0	4	0	0
KUMAR H rf	1	0	0	0	0	0	0	1	0	0	0	0	0	0	0	0	0	2	0	0
KUMAR C dp	2	0	0	0	0	0	0	0	0	0	0	0	0	1	0	0	0	0	0	0
SINGH S 2b/lb	1	0	1	0	0	0	0	0	0	0	0	0	0	0	0	0	0	2	2	0
KISHAN p/3b	0	0	0	0	0	0	0	0	0	0	0	0	0	0	0	0	0	0	0	0
RAVI p	1	0	0	0	0	0	0	0	0	0	0	0	0	1	0	0	0	0	0	0
SUNIL c	1	0	0	0	0	0	0	0	0	0	0	0	0	0	0	0	0	2	0	0
VINEETH ss	1	0	0	0	0	0	0	0	0	0	0	0	0	1	0	0	0	0	2	0
CHIRAG 3b/2b	0	0	0	0	0	0	0	0	0	0	0	0	0	0	0	0	0	0	2	0
Totals.....	13	0	1	0	0	0	0	1	0	0	0	0	0	8	0	3	0	12	6	0

Dominican Republic	IP	H	R	ER	BB	SO	WP	HB	BK	IBB	SH	SF	CI	2B	3B	HR	AB	BF	FO	GO
MENA W,1-0	3.0	1	0	0	0	5	0	0	0	0	0	0	0	0	0	0	10	10	1	3
BATISTA	1.0	0	0	0	1	3	0	0	0	0	0	0	0	0	0	0	3	4	0	0

India	IP	H	R	ER	BB	SO	WP	HB	BK	IBB	SH	SF	CI	2B	3B	HR	AB	BF	FO	GO
KISHAN L,0-2	1.2	6	7	7	2	1	0	0	0	0	0	0	0	1	0	2	11	13	0	4
RAVI	1.2	4	2	2	0	1	0	0	0	0	0	0	0	0	1	0	9	9	2	2
DEEPAK	0.2	6	6	6	1	0	1	0	0	0	0	0	0	2	0	2	8	9	2	0

Umpires - HP: FALCON Carlos (VEN) 1B: KLUSZCZYNSKI Peter (CAN) 2B: SOENMEZ Galip (GER)
3B: LISS Vladimir (CZE)
Scorers - HAMMEL Elise (CAN), HAMMEL Maury (CAN), BURNS Susan (CAN)
TC - CLOUTS Darryl (AUS)

Start: 11:25 Time: 1:15 Attendance: 50
Weather: Overcast, slight drizzle

Game notes: None

GAME SUMMARY - RESULTADO DEL PARTIDO 19



ARGENTINA - HONG KONG



Hong Kong..... 000 00 - 0 0 1 (1-2)
Argentina..... 024 2X - 8 9 0 (2-1)

Jul 09, 2017 at Whitehorse (Field 2)

Hong Kong 0 (1-2)

Player	AB	R	H	BI	2B	3B	HR	BB	SB	CS	HP	SH	SF	SO	IBB	KL	GDP	PO	A	E
FUNG 3b	2	0	0	0	0	0	0	0	0	0	0	0	0	1	0	1	0	0	2	0
CHEUNG ss	2	0	0	0	0	0	0	0	0	0	0	0	0	1	0	0	0	1	0	0
OSHIMA cf	2	0	0	0	0	0	0	0	0	0	0	0	0	2	0	0	0	0	0	0
KAM dp	2	0	0	0	0	0	0	0	0	0	0	0	0	2	0	0	0	0	0	0
TONG c	2	0	0	0	0	0	0	0	0	0	0	0	0	2	0	1	0	1	0	1
WU 1b	2	0	0	0	0	0	0	0	0	0	0	0	0	2	0	0	0	3	0	0
CHENG 2b	1	0	0	0	0	0	0	0	0	0	0	0	0	1	0	0	0	1	1	0
LAU lf	1	0	0	0	0	0	0	0	0	0	0	0	0	1	0	0	0	2	0	0
SIU rf	1	0	0	0	0	0	0	0	0	0	0	0	0	1	0	0	0	4	0	0
LING p	0	0	0	0	0	0	0	0	0	0	0	0	0	0	0	0	0	0	2	0
Totals.....	15	0	0	0	0	0	0	0	0	0	0	0	0	13	0	2	0	12	5	1

Argentina 8 (2-1)

Player	AB	R	H	BI	2B	3B	HR	BB	SB	CS	HP	SH	SF	SO	IBB	KL	GDP	PO	A	E
EDER rf	3	0	0	0	0	0	0	0	0	0	0	0	0	0	0	0	0	1	0	0
PEKER cf	3	2	3	0	0	0	0	0	3	0	0	0	0	0	0	0	0	0	0	0
MALARCZUK 2b	3	2	1	0	0	0	0	0	0	0	0	0	0	0	0	0	0	0	0	0
GODOY M 1b	1	0	0	2	0	0	0	0	0	0	0	0	0	2	0	0	0	3	0	0
MATA C dp	3	1	2	2	0	0	0	0	0	0	0	0	0	0	0	0	0	0	0	0
MINIGUTTI pr	0	0	0	0	0	0	0	0	0	0	0	0	0	0	0	0	0	0	0	0
OJEDA ss	2	2	1	0	0	0	0	1	1	0	0	0	0	0	0	0	0	0	0	0
MONTERO MAR lf	2	0	1	2	1	0	0	0	0	0	0	0	0	0	0	0	0	0	0	0
LOMBARDO 3b	1	1	0	0	0	0	0	1	1	0	0	0	0	0	0	0	0	0	0	0
LATASA c	2	0	1	2	1	0	0	0	0	0	0	0	0	0	0	0	0	11	2	0
GODOY H p	0	0	0	0	0	0	0	0	0	0	0	0	0	0	0	0	0	0	0	0
GONZALEZ p	0	0	0	0	0	0	0	0	0	0	0	0	0	0	0	0	0	0	0	0
Totals.....	20	8	9	8	2	0	0	2	5	0	0	0	2	0	0	0	0	15	2	0

Hong Kong	IP	H	R	ER	BB	SO	WP	HB	BK	IBB	SH	SF	CI	2B	3B	HR	AB	BF	FO	GO
LING L,0-1	4.0	9	8	8	2	0	0	0	0	0	0	2	0	2	0	0	20	24	7	5

Argentina	IP	H	R	ER	BB	SO	WP	HB	BK	IBB	SH	SF	CI	2B	3B	HR	AB	BF	FO	GO
GODOY H W,1-0	3.0	0	0	0	0	9	0	0	0	0	0	0	0	0	0	0	9	9	0	0
GONZALEZ S,1	2.0	0	0	0	0	4	0	0	0	0	0	0	0	0	0	0	6	6	2	0

Umpires - HP: CARTER Jason (AUS) 1B: PORTEOUS Mark (NZL) 2B: TABINUKI Toyomatsu (JPN)
3B: MORRISSEY Mike (CAN)
Scorers - BURNS Erin (CAN), HAMMEL Rebecca (CAN), STWEART Kathy (CAN)
TC - CLOUTS Darryl (AUS)

Start: 12:30 Time: 1:00 Attendance: 53
Weather: Light drizzle

Game notes:None

GAME SUMMARY - RESULTADO DEL PARTIDO 20



BOTSWANA - DENMARK



Denmark 1, Botswana 0 (Jul 09, 2017 at Whitehorse)

Denmark..... 000 001 0 - 1 4 0 (2-1)
Botswana..... 000 000 0 - 0 5 1 (1-2)

Jul 09, 2017 at Whitehorse (Field 1)

Denmark 1 (2-1)

Player	AB	R	H	BI	2B	3B	HR	BB	SB	CS	HP	SH	SF	SO	IBB	KL	GDP	PO	A	E
SIMONSEN cf	3	1	1	0	0	0	0	0	1	0	0	0	0	2	0	0	0	1	1	0
BROWN rf	3	0	2	1	0	0	0	0	1	0	0	0	0	1	0	0	0	0	0	0
TERKELSEN dp/lb	3	0	0	0	0	0	0	0	0	0	0	0	0	2	0	1	0	2	0	0
JULENON 1b/dp	1	0	0	0	0	0	0	1	1	0	1	0	0	0	1	0	0	2	0	0
MILNE pr	0	0	0	0	0	0	0	0	1	0	0	0	0	0	0	0	0	0	0	0
JOERGENSEN c	3	0	0	0	0	0	0	0	0	0	0	0	0	2	0	0	0	13	0	0
ANDERSEN lf	3	0	1	0	0	0	0	0	1	0	0	0	0	2	0	0	0	0	0	0
NIHOEJ 2b	3	0	0	0	0	0	0	0	0	0	0	0	0	2	0	2	0	2	1	0
LORENTSEN 3b	1	0	0	0	0	0	0	0	0	0	0	0	0	0	0	0	0	0	0	0
SVANE ph/3b	2	0	0	0	0	0	0	0	0	0	0	0	0	2	0	0	0	0	0	0
NIELSEN ss	2	0	0	0	0	0	0	0	0	0	0	0	0	2	0	1	0	1	1	0
HANSEN p	0	0	0	0	0	0	0	0	0	0	0	0	0	0	0	0	0	0	0	1
Totals.....	24	1	4	1	0	0	0	1	5	0	1	0	0	15	1	4	0	21	4	0

Botswana 0 (1-2)

Player	AB	R	H	BI	2B	3B	HR	BB	SB	CS	HP	SH	SF	SO	IBB	KL	GDP	PO	A	E
DEKOKER ss	2	0	2	0	0	0	0	1	0	0	0	0	0	0	1	0	0	0	0	0
MATLHO 2b	3	0	0	0	0	0	0	0	0	0	0	0	0	2	0	0	0	2	1	0
RADITHOBANE c	3	0	0	0	0	0	0	0	0	0	0	0	0	1	0	0	0	14	2	0
SIMWANZA cf	3	0	1	0	0	0	0	0	0	0	0	0	0	2	0	0	0	0	0	0
MOALOSI 3b	3	0	0	0	0	0	0	0	0	0	0	0	0	1	0	0	0	2	0	0
SHALOBANE lf	2	0	0	0	0	0	0	0	0	0	0	0	0	1	0	0	0	0	0	0
KGOSIMORE ph	1	0	0	0	0	0	0	0	0	0	0	0	0	1	0	0	0	0	0	0
TSHELAMETS R rf	3	0	1	0	0	0	0	0	0	0	0	0	0	2	0	0	0	0	0	0
LEKGOTHU dp	3	0	1	0	1	0	0	0	1	0	0	0	0	1	0	0	0	0	0	0
MOTSUMI 1b	1	0	0	0	0	0	0	1	0	0	0	0	0	1	0	0	0	3	0	1
MOGALE p	0	0	0	0	0	0	0	0	0	0	0	0	0	0	0	0	0	0	0	2
Totals.....	24	0	5	0	1	0	0	2	1	0	0	0	0	12	1	0	0	21	5	1

Denmark IP H R ER BB SO WP HB BK IBB SH SF CI 2B 3B HR AB BF FO GO

HANSEN W,2-1 7.0 5 0 0 2 12 0 0 0 1 0 0 0 1 0 0 24 26 2 5

Botswana IP H R ER BB SO WP HB BK IBB SH SF CI 2B 3B HR AB BF FO GO

MOGALE L,1-1 7.0 4 1 1 1 15 1 1 0 1 0 0 0 0 0 0 24 26 1 4

Umpires - HP: HELMER Daryl (CAN) 1B: SKJERVEN Gary (CAN) 2B: SONAK Brian (USA)

3B: WAITE Casey (USA)

Scorers - NESS Sharon (CAN), HAMMEL Maury (CAN), BURNS Susan (CAN)

TC - CLOUTS Darryl (AUS)

Start: 13:58 Time: 1:35 Attendance: 200

Weather: Overcast, rain

Game notes: None

GAME SUMMARY - RESULTADO DEL PARTIDO 21



SOUTH AFRICA – AUSTRALIA



Australia..... 420 10 - 7 8 0 (2-1)
South Africa..... 000 00 - 0 0 2 (0-3)

Jul 09, 2017 at Whitehorse (Field 2)

Australia 7 (2-1)

Player	AB	R	H	BI	2B	3B	HR	BB	SB	CS	HP	SH	SF	SO	IBB	KL	GDP	PO	A	E
SINCLAIR cf	2	1	0	0	0	0	0	1	0	0	0	0	0	1	0	1	0	0	0	0
TODHUNTER 3b	2	1	1	1	0	0	0	1	0	0	0	0	0	0	0	0	0	0	1	0
O'BYRNE 2b	0	0	0	0	0	0	0	0	0	0	0	0	0	0	0	0	0	0	0	0
SHAILES 2b/3b	3	2	2	3	0	0	1	0	0	0	0	0	0	0	0	0	0	0	0	0
WELDON dp	1	1	1	1	0	0	0	0	0	0	0	0	1	0	0	0	0	0	0	0
WHITE ph	1	0	0	0	0	0	0	0	0	0	0	0	0	0	0	0	0	0	0	0
KIRKPATRICK 1b	3	1	1	1	0	0	0	0	0	0	0	0	0	0	0	0	0	2	0	0
MERRIMAN rf	2	0	1	1	0	0	0	1	0	0	0	0	0	0	0	0	0	1	0	0
JEMMOTT ss	3	0	1	0	0	0	0	0	0	0	0	0	0	0	0	0	0	0	0	0
MCGOVERN c	3	0	0	0	0	0	0	0	0	0	0	0	0	1	0	1	1	12	0	0
HARRIS lf	2	1	1	0	1	0	0	0	1	0	0	0	0	1	0	1	0	0	0	0
PETERS p	0	0	0	0	0	0	0	0	0	0	0	0	0	0	0	0	0	0	1	0
FARRELL p	0	0	0	0	0	0	0	0	0	0	0	0	0	0	0	0	0	0	0	0
Totals.....	22	7	8	7	1	0	1	3	1	0	0	0	1	3	0	3	1	15	2	0

South Africa 0 (0-3)

Player	AB	R	H	BI	2B	3B	HR	BB	SB	CS	HP	SH	SF	SO	IBB	KL	GDP	PO	A	E
PHALADI 1b	2	0	0	0	0	0	0	0	0	0	0	0	0	2	0	0	0	8	0	0
BANN 2b	2	0	0	0	0	0	0	0	0	0	0	0	0	1	0	0	0	2	3	0
MOLOKOANE rf	2	0	0	0	0	0	0	0	0	0	0	0	0	1	0	0	0	0	0	0
BOUILLON ss	2	0	0	0	0	0	0	0	0	0	0	0	0	2	0	1	0	1	4	0
KERCHHOFF dp	2	0	0	0	0	0	0	0	0	0	0	0	0	2	0	0	0	0	0	0
THUPUDI 3b	2	0	0	0	0	0	0	0	0	0	0	0	0	2	0	1	0	0	3	0
THOMASON cf	1	0	0	0	0	0	0	0	0	0	0	0	0	1	0	0	0	0	0	2
CHEPAPE c	1	0	0	0	0	0	0	0	0	0	0	0	0	0	0	0	0	3	0	0
PHASHA lf	1	0	0	0	0	0	0	0	0	0	0	0	0	1	0	0	0	1	0	0
KEKANA p	0	0	0	0	0	0	0	0	0	0	0	0	0	0	0	0	0	0	0	0
Totals.....	15	0	0	0	0	0	0	0	0	0	0	0	0	12	0	2	0	15	10	2

Australia	IP	H	R	ER	BB	SO	WP	HB	BK	IBB	SH	SF	CI	2B	3B	HR	AB	BF	FO	GO
PETERS W,2-0	3.0	0	0	0	0	7	0	0	0	0	0	0	0	0	0	0	9	9	0	2
FARRELL S,1	2.0	0	0	0	0	5	0	0	0	0	0	0	0	0	0	0	6	6	1	0

South Africa	IP	H	R	ER	BB	SO	WP	HB	BK	IBB	SH	SF	CI	2B	3B	HR	AB	BF	FO	GO
KEKANA L,0-3	5.0	8	7	6	3	3	1	0	0	0	0	1	0	1	0	1	22	26	1	10

Umpires - HP: RAMIREZ Enrique(CUB) 1B: DOSTAL Jiri (CZE) 2B: LISS Vladimir (CZE)
3B: SOENMEZ GALIP (GER)
Scorers - HAMMEL Rebecca (CAN), STEWART Kathy (CAN), BURNS Erin (CAN)
TC - CLOUTS Darryl (AUS)

Start: 15:00 Time: 1:16 Attendance: 168
Weather: Overcast

Game notes: None

GAME SUMMARY - RESULTADO DEL PARTIDO 22



VENEZUELA - CZECH REPUBLIC



Czech Republic..... 104 00 - 5 8 5 (1-2)
Venezuela..... 056 01 - 12 9 1 (2-1)

Jul 09, 2017 at Whitehorse (Field 1)

Czech Republic 5 (1-2)

Player	AB	R	H	BI	2B	3B	HR	BB	SB	CS	HP	SH	SF	SO	IBB	KL	GDP	PO	A	E
MERTL c	2	2	1	1	0	0	1	1	0	0	0	0	0	1	0	0	0	3	0	2
VACHA cf	3	0	0	0	0	0	0	0	0	0	0	0	0	2	0	1	0	1	0	0
KOLKUS 2b	3	1	2	0	1	0	0	0	0	0	0	0	0	1	0	0	0	0	3	1
SVOBODA 3b	3	1	1	1	0	0	0	0	0	0	0	0	0	0	0	0	0	0	1	1
BENDA dp	3	0	0	0	0	0	0	0	0	0	0	0	0	2	0	2	0	0	0	0
KOPECNY lf	3	1	1	0	0	0	0	0	0	0	0	0	0	1	0	0	0	3	0	0
KLEIN 1b	2	0	1	1	0	0	0	1	0	0	0	0	0	0	0	0	0	4	0	0
PETR ss	1	0	1	0	0	0	0	0	0	0	0	1	0	0	0	0	0	1	0	1
NEZBEDA rf	2	0	1	1	0	0	0	0	0	0	0	0	0	0	0	0	0	0	1	0
MALECEK p	0	0	0	0	0	0	0	0	0	0	0	0	0	0	0	0	0	0	0	0
MALY p	0	0	0	0	0	0	0	0	0	0	0	0	0	0	0	0	0	0	0	0
HOLOBRADEK p	0	0	0	0	0	0	0	0	0	0	0	0	0	0	0	0	0	0	0	0
Totals.....	22	5	8	4	1	0	1	2	0	0	0	1	0	7	0	3	0	12	5	5

Venezuela 12 (2-1)

Player	AB	R	H	BI	2B	3B	HR	BB	SB	CS	HP	SH	SF	SO	IBB	KL	GDP	PO	A	E
QUERALES cf	2	1	1	3	0	1	0	0	0	0	0	0	1	0	0	0	0	0	0	0
PAEZ 3b	3	1	1	1	0	0	0	0	0	0	0	0	0	0	0	0	0	0	2	1
CHIRINOS ss	3	0	0	0	0	0	0	0	0	0	0	0	0	1	0	0	0	2	0	0
FLORES c	3	2	1	0	1	0	0	0	0	0	0	0	0	0	0	0	0	8	0	0
PINTO dp	3	1	1	0	0	0	0	0	0	0	0	0	0	0	0	0	0	0	0	0
LIMA 2b	3	2	1	1	0	0	0	0	0	0	0	0	0	0	0	0	0	0	1	0
CARRENO lf	3	2	2	1	0	0	1	0	0	0	0	0	0	1	0	1	0	0	1	0
ZAMBRANO 1b	2	2	2	0	0	0	0	0	0	0	0	0	0	0	0	0	0	4	0	0
LINARES rf	0	1	0	0	0	0	0	1	0	0	1	0	0	0	0	0	0	1	0	0
URBANEJA p	0	0	0	0	0	0	0	0	0	0	0	0	0	0	0	0	0	0	2	0
UCERO p	0	0	0	0	0	0	0	0	0	0	0	0	0	0	0	0	0	0	0	0
Totals.....	22	12	9	8	1	1	1	1	0	0	1	0	1	2	0	1	0	15	6	1

Czech Republic

	IP	H	R	ER	BB	SO	WP	HB	BK	IBB	SH	SF	CI	2B	3B	HR	AB	BF	FO	GO
MALECEK	1.2	3	5	1	0	1	1	1	0	0	0	0	0	0	1	0	9	10	1	2
MALY L,0-2	0.2	4	4	4	0	1	0	0	0	0	0	0	0	1	0	0	7	7	0	1
HOLOBRADEK	1.2	2	3	1	1	0	0	0	0	0	0	1	0	0	0	1	6	8	4	1

Venezuela

	IP	H	R	ER	BB	SO	WP	HB	BK	IBB	SH	SF	CI	2B	3B	HR	AB	BF	FO	GO
URBANEJA	2.2	5	5	4	2	3	0	0	1	0	1	0	0	1	0	1	13	16	2	3
UCERO W,1-0	2.1	3	0	0	0	4	0	0	0	0	0	0	0	0	0	0	9	9	0	2

Umpires - HP: KAIARUNA Tony (NZL) 1B: MATABOGE Abel (BOT) 2B: MORRISEY Mike (CAN)
3B: TABINUKI Toyomatsu (JPN)
Scorers - NESS Sharon (CAN), BURNS Susan (CAN), HAMMEL Elise (CAN)
TC - CLOUTS Darryl (AUS)

Start: 16:30 Time: 1:16 Attendance: 322
Weather: Cloudy

Game notes:
HOLOBRADEK faced 1 batter in the 5th.

GAME SUMMARY - RESULTADO DEL PARTIDO 23



GREAT BRITAIN - NEW ZEALAND



New Zealand..... 211 57 - 16 8 0 (3-0)
Great Britain..... 000 00 - 0 2 3 (0-3)

Jul 09, 2017 at Whitehorse (Field)

New Zealand 16 (3-0)

Player	AB	R	H	BI	2B	3B	HR	BB	SB	CS	HP	SH	SF	SO	IBB	KL	GDP	PO	A	E
ENOKA B cf	0	0	0	0	0	0	0	1	1	0	0	0	0	0	0	0	0	0	0	0
LAULA pr/rf	1	2	0	0	0	0	0	2	0	0	0	1	0	1	0	1	0	0	0	0
NUKUNUKU 1b	0	2	0	0	0	0	0	3	0	1	0	0	0	0	0	0	0	3	0	0
GOLLAN ph/dp	1	0	0	0	0	0	0	1	0	0	0	0	0	1	0	0	0	0	0	0
ENOKA T lf	2	2	1	1	0	0	0	3	0	0	0	0	0	0	0	0	0	0	0	0
EVANS C ss	2	3	2	5	0	0	1	3	0	0	0	0	0	0	0	0	0	0	0	0
COMPAIN c	3	2	1	5	0	0	1	0	0	0	0	1	0	0	0	0	0	12	0	0
HARBROW 3b	1	1	1	2	0	0	1	3	1	0	0	0	0	0	0	0	0	0	0	0
EVANS J 2b	3	1	1	1	0	0	1	1	0	0	0	0	0	2	0	2	0	0	1	0
FLETCHER dp/lb	3	1	0	1	0	0	0	0	0	0	0	0	1	1	0	0	0	0	0	0
ENOKA C rf/cf	4	2	2	0	0	0	0	0	1	0	0	0	0	1	0	0	0	0	0	0
PETTETT p	0	0	0	0	0	0	0	0	0	0	0	0	0	0	0	0	0	0	1	0
GIBSON p	0	0	0	0	0	0	0	0	0	0	0	0	0	0	0	0	0	0	0	0
Totals.....	20	16	8	15	0	0	4	17	3	1	0	2	1	6	0	3	0	15	2	0

Great Britain 0 (0-3)

Player	AB	R	H	BI	2B	3B	HR	BB	SB	CS	HP	SH	SF	SO	IBB	KL	GDP	PO	A	E
O-NEILL ss	2	0	0	0	0	0	0	0	0	0	0	0	0	1	0	1	0	0	0	1
STOCKFORD K c/p	2	0	0	0	0	0	0	0	0	0	0	0	0	1	0	1	0	5	2	0
PETERS lf/3b	2	0	0	0	0	0	0	0	0	0	0	0	0	2	0	0	0	1	0	0
DARBY p/dp	2	0	2	0	2	0	0	0	0	0	0	0	0	0	0	0	0	1	2	1
LINTON dp/p	2	0	0	0	0	0	0	0	0	0	0	0	0	2	0	1	0	0	0	0
DAVIES 3b/c	0	0	0	0	0	0	0	0	0	0	0	1	0	0	0	0	0	1	1	0
GALE ph	1	0	0	0	0	0	0	0	0	0	0	0	0	1	0	0	0	0	0	0
TONLIN 2b	1	0	0	0	0	0	0	0	0	0	0	0	0	1	0	0	0	2	1	1
ASWANI ph	1	0	0	0	0	0	0	0	0	0	0	0	0	1	0	1	0	0	0	0
HARRISON cf/lf	2	0	0	0	0	0	0	0	0	0	0	0	0	2	0	1	0	0	0	0
PRISCOTT rf	1	0	0	0	0	0	0	0	0	0	0	0	0	1	0	0	0	1	0	0
OTTRIDGE 1b	0	0	0	0	0	0	0	0	0	0	0	0	0	0	0	0	0	4	0	0
Totals.....	16	0	2	0	2	0	0	0	0	0	0	1	0	12	0	5	0	15	6	3

New Zealand IP H R ER BB SO WP HB BK IBB SH SF CI 2B 3B HR AB BF FO GO

PETTETT W,2-0	3.0	1	0	0	0	6	0	0	0	0	1	0	0	1	0	0	9	10	0	3
GIBSON S,1	2.0	1	0	0	0	6	0	0	0	0	0	0	0	1	0	0	7	7	0	0

Great Britain IP H R ER BB SO WP HB BK IBB SH SF CI 2B 3B HR AB BF FO GO

DARBY L,0-1	3.0	0	8	7	13	2	1	0	0	0	2	1	0	0	0	0	6	22	3	3
LINTON	1.0	2	1	1	2	3	0	0	0	0	0	0	0	0	0	1	5	7	0	0
STOCKFORD K	1.0	6	7	4	2	1	0	0	0	0	0	0	0	0	0	3	9	11	0	0

Umpires - HP: LOPEZ William (PUR) 1B: FLACON Carlos (VEN) 2B: KLUSZCZYNSKI Peter (CAN)

3B: SONAK Brian (USA)

Scorers - BURNS Erin (CAN), HAMMEL Rebecca (CAN), STEWART Kathy (CAN)

TC - CLOUTS Darryl (AUS)

Start: 17:30 Time: 1:55 Attendance: 85

Weather: Light drizzle

Game notes:

DARBY faced 4 batters in the 4th.

GAME SUMMARY - RESULTADO DEL PARTIDO 24



CANADA - USA



Canada 7, United States 1 (Jul 09, 2017 at Whitehorse)

United States..... 100 000 0 - 1 3 0 (1-2)
Canada..... 000 007 X - 7 6 0 (3-0)

Jul 09, 2017 at Whitehorse (Field 1)

United States 1 (1-2)

Player	AB	R	H	BI	2B	3B	HR	BB	SB	CS	HP	SH	SF	SO	IBB	KL	GDP	PO	A	E
RATLIFF rf	3	1	0	0	0	0	0	1	1	0	0	0	0	2	0	0	0	2	0	0
ZECHMAN 3b	2	0	0	0	0	0	0	0	0	0	1	0	0	1	0	0	0	1	3	0
HEINLEIN pr/3b	1	0	0	0	0	0	0	0	0	0	0	0	0	1	0	0	0	0	1	0
PALAZZO 1b	2	0	0	0	0	0	0	1	0	0	0	0	0	0	0	0	0	6	0	0
OCHOA dp	2	0	2	1	0	0	0	1	0	0	0	0	0	0	0	0	0	0	0	0
TURNER pr	0	0	0	0	0	0	0	0	0	0	0	0	0	0	0	0	0	0	0	0
DUDLEY 2b	3	0	0	0	0	0	0	0	1	0	0	0	0	0	0	0	0	5	4	0
NOWACZYK pr	0	0	0	0	0	0	0	0	0	0	0	0	0	0	0	0	0	0	0	0
KAY lf	2	0	0	0	0	0	0	0	0	0	0	0	0	2	0	0	0	0	0	0
CASTILLO ph	1	0	0	0	0	0	0	0	0	0	0	0	0	1	0	0	0	0	0	0
SAGDAL cf	3	0	1	0	0	0	0	0	0	0	0	0	0	0	0	0	0	2	0	0
MULLINS c	2	0	0	0	0	0	0	1	0	0	0	0	0	0	0	0	0	2	0	0
TAN pr	0	0	0	0	0	0	0	0	1	0	0	0	0	0	0	0	0	0	0	0
SAENZ ss	3	0	0	0	0	0	0	0	0	0	0	0	0	2	0	0	0	0	2	0
MANCHA p	0	0	0	0	0	0	0	0	0	0	0	0	0	0	0	0	0	0	0	0
WEILER p	0	0	0	0	0	0	0	0	0	0	0	0	0	0	0	0	0	0	0	0
Totals.....	24	1	3	1	0	0	0	4	3	0	1	0	0	9	0	0	0	18	10	0

Canada 7 (3-0)

Player	AB	R	H	BI	2B	3B	HR	BB	SB	CS	HP	SH	SF	SO	IBB	KL	GDP	PO	A	E
HORN 2b	2	0	1	1	0	0	0	2	0	0	0	0	0	0	0	0	0	3	0	0
BOLAND S lf/ss	4	0	0	0	0	0	0	0	0	0	0	0	0	0	0	0	1	0	0	0
EZEKIEL cf	3	1	1	0	0	0	0	1	0	0	0	0	0	0	0	0	0	2	0	0
MULLALEY 1b	1	1	0	0	0	0	0	2	0	0	0	0	0	1	0	0	0	5	0	0
MAYSON 3b	1	1	0	0	0	0	0	2	0	0	0	0	0	0	0	0	0	2	2	0
SKELTON dp	2	0	1	0	0	0	0	0	0	0	0	0	0	1	0	0	0	0	0	0
HUNTER ph	0	1	0	1	0	0	0	1	0	0	0	0	0	0	0	0	0	0	0	0
WALSH rf	2	0	0	0	0	0	0	0	0	0	0	0	0	0	0	0	1	0	0	0
JOHNSON rf	0	1	0	1	0	0	0	1	0	0	0	0	0	0	0	0	0	0	0	0
ABREY c	1	0	0	0	0	0	0	0	0	0	0	0	0	0	0	0	0	6	0	0
WALUSHKA ph	1	0	1	0	0	0	0	0	0	0	0	0	0	0	0	0	0	0	0	0
BOLAND R c	1	1	1	3	1	0	0	0	0	0	0	0	0	0	0	0	0	3	0	0
SHELLENBERG ss	1	0	0	0	0	0	0	0	0	0	0	1	0	0	0	0	0	0	3	0
ROY lf	1	1	1	0	0	0	0	0	0	0	0	0	0	0	0	0	0	0	0	0
MCCULLOUGH p	0	0	0	0	0	0	0	0	0	0	0	0	0	0	0	0	0	0	2	0
CLEARY p	0	0	0	0	0	0	0	0	0	0	0	0	0	0	0	0	0	0	1	0
Totals.....	20	7	6	6	1	0	0	9	0	0	0	1	0	2	0	0	2	21	8	0

United States	IP	H	R	ER	BB	SO	WP	HB	BK	IBB	SH	SF	CI	2B	3B	HR	AB	BF	FO	GO
MANCHA L,0-2	5.0	3	5	5	9	2	1	0	0	0	1	0	0	0	0	0	15	25	5	6
WEILER	1.0	3	2	2	0	0	0	0	0	0	0	0	0	1	0	0	5	5	0	2

Canada	IP	H	R	ER	BB	SO	WP	HB	BK	IBB	SH	SF	CI	2B	3B	HR	AB	BF	FO	GO
MCCULLOUGH W,1-0	6.0	3	1	1	4	7	2	1	0	0	0	0	0	0	0	0	21	26	4	7
CLEARY S,1	1.0	0	0	0	0	2	0	0	0	0	0	0	0	0	0	0	3	3	0	1

Umpires - HP: EVANS Leigh (AUS) 1B: ENDO Noburiho (JPN) 2B: PORTEOUS Mark (NZL)
3B: DOSTAL Jiri (CZH)
Scorers - HAMMEL Elise (CAN), HAMMEL Maury (CAN), NESS Sharon (CAN)
TC - CLOUTS Darryl (AUS)

Start: 18:55 Time: 2:12 Attendance: 800
Weather: Overcast

Game notes:
MANCHA faced 5 batters in the 6th.

GAME SUMMARY - RESULTADO DEL PARTIDO 25



DENMARK - VENEZUELA



Venezuela..... 030 111 0 - 6 9 0 (3-1)
Denmark..... 000 030 0 - 3 4 1 (2-2)

Jul 10, 2017 at Whitehorse (Field 2)

Venezuela 6 (3-1)

Player	AB	R	H	BI	2B	3B	HR	BB	SB	CS	HP	SH	SF	SO	IBB	KL	GDP	PO	A	E
QUERALES cf	3	0	0	0	0	0	0	0	0	0	0	0	0	1	0	0	0	1	0	0
ACACIO ph	1	0	0	0	0	0	0	0	0	0	0	0	0	0	0	0	0	0	0	0
PAEZ 3b	2	1	1	0	0	0	2	3	0	0	0	0	0	0	0	0	0	1	3	0
CHIRINOS ss	4	0	1	1	0	0	0	0	0	0	0	0	0	1	0	1	0	1	2	0
FLORES c	2	1	1	1	0	0	0	1	0	0	0	0	0	1	0	0	0	5	0	0
GUERRERO pr/c	1	0	0	0	0	0	0	0	0	0	0	0	0	0	0	0	0	5	0	0
PINTO dp	4	2	3	0	0	0	0	0	0	0	0	0	0	0	0	0	0	0	0	0
LIMA 2b	3	0	0	0	0	0	0	0	0	0	0	1	0	2	0	0	0	0	1	0
CARRENO lf	3	1	2	1	1	0	0	1	0	0	0	0	0	0	0	0	0	0	0	0
ZAMBRANO lb	1	0	0	1	0	0	0	0	0	0	0	0	1	0	0	0	0	5	0	0
ROJAS lb	2	0	0	0	0	0	0	0	0	0	0	0	0	1	0	1	0	3	0	0
LINARES rf	2	0	1	1	0	0	0	0	0	0	0	0	0	1	0	0	0	0	0	0
OJEDA rf	0	1	0	0	0	0	0	1	0	0	0	0	0	0	0	0	0	0	1	0
UCERO p	0	0	0	0	0	0	0	0	0	0	0	0	0	0	0	0	0	0	1	0
PIMENTEL p	0	0	0	0	0	0	0	0	0	0	0	0	0	0	0	0	0	0	1	0
Totals.....	28	6	9	5	1	0	0	5	3	0	0	1	1	7	0	2	0	21	9	0

Denmark 3 (2-2)

Player	AB	R	H	BI	2B	3B	HR	BB	SB	CS	HP	SH	SF	SO	IBB	KL	GDP	PO	A	E
SIMONSEN cf	0	1	0	0	0	0	0	2	0	0	1	0	0	0	0	0	0	1	0	0
MILNE pr	0	0	0	0	0	0	0	0	0	0	0	0	0	0	0	0	0	0	0	0
BROWN rf	3	1	1	3	0	0	1	0	0	0	0	0	0	2	0	0	0	1	0	0
TERKELSEN lb/p	3	0	1	0	0	0	0	0	0	0	0	0	0	0	0	0	0	4	1	0
JULENON dp/lb	3	0	0	0	0	0	0	0	0	0	0	0	0	2	0	1	0	3	0	1
JOERGENSEN c	3	0	0	0	0	0	0	0	0	0	0	0	0	1	0	0	0	7	1	0
ANDERSEN lf/lb	3	0	0	0	0	0	0	0	0	0	0	0	0	0	0	0	0	1	0	0
NIHOEJ 2b	2	1	1	0	0	0	0	1	0	0	0	0	0	1	0	1	0	3	0	0
SVANE 3b	2	0	0	0	0	0	0	0	0	0	0	0	0	2	0	0	0	0	1	0
LORENTSEN 3b	1	0	0	0	0	0	0	0	0	0	0	0	0	1	0	0	0	0	0	0
NIELSEN ss	3	0	1	0	0	0	0	0	0	0	0	0	0	1	0	0	0	1	0	0
HANSEN p	0	0	0	0	0	0	0	0	0	0	0	0	0	0	0	0	0	0	1	0
LOHMANN p	0	0	0	0	0	0	0	0	0	0	0	0	0	0	0	0	0	0	1	0
Totals.....	23	3	4	3	0	0	1	3	0	0	1	0	0	10	0	2	0	21	5	1

Venezuela	IP	H	R	ER	BB	SO	WP	HB	BK	IBB	SH	SF	CI	2B	3B	HR	AB	BF	FO	GO
UCERO W,2-0	4.0	2	1	1	2	5	0	1	0	0	0	0	0	0	0	0	13	16	1	5
PIMENTEL S,1	3.0	2	2	2	1	5	0	0	0	0	0	0	0	0	0	1	10	11	0	3

Denmark	IP	H	R	ER	BB	SO	WP	HB	BK	IBB	SH	SF	CI	2B	3B	HR	AB	BF	FO	GO
HANSEN L,2-2	3.0	4	3	3	1	3	0	0	0	0	0	1	0	1	0	0	11	13	3	2
TERKELSEN	2.1	4	2	1	2	3	0	0	0	0	1	0	0	0	0	0	11	14	1	3
LOHMANN	1.2	1	1	0	2	1	1	0	0	0	0	0	0	0	0	0	6	8	3	1

Umpires - HP: DOSTAL Jiri (CZE) 1B: LISS Vladimir (CZE) 2B: WAITE Casey (USA)

3B: KAIARUNA Tony (NZL)

Scorers - STEWART Kathy (CAN), HAMMEL Rebecca (CAN), BURNS Erin (CAN)

TC - CLOUTS Darryl (AUS)

Start: 10:00 Time: 1:57 Attendance: 51

Weather: Overcast

Game notes:

UCERO faced 1 batter in the 5th.

GAME SUMMARY - RESULTADO DEL PARTIDO 26



INDIA - USA



United States 11, India 0 (Jul 10, 2017 at Whitehorse)

United States..... 416 0 - 11 10 0 (2-2)
India..... 000 0 - 0 1 3 (0-4)

Jul 10, 2017 at Whitehorse (Field 1)

United States 11 (2-2)

Player	AB	R	H	BI	2B	3B	HR	BB	SB	CS	HP	SH	SF	SO	IBB	KL	GDP	PO	A	E
SAGDAL cf	2	2	1	0	0	0	0	1	0	0	0	0	0	0	0	0	0	0	0	0
TAN rf	3	1	2	1	0	0	0	0	0	0	0	0	0	0	0	0	0	0	0	0
PALAZZO 1b	2	1	0	1	0	0	0	1	0	0	0	0	0	0	0	0	0	3	0	0
OCHOA lf	2	1	1	2	1	0	0	1	0	0	0	0	0	0	0	0	0	0	0	0
DUDLEY 2b	2	2	2	2	0	0	1	0	0	0	0	0	0	0	0	0	0	0	0	0
SAENZ ph/ss	1	0	0	0	0	0	0	0	0	0	0	0	0	0	0	0	0	0	1	0
CASTILLO 3b	3	1	1	0	0	0	0	0	0	0	0	0	0	0	0	0	0	0	1	0
TURNER dp	2	1	1	0	0	0	0	0	0	0	1	0	0	0	0	0	0	0	0	0
NOWACZYK c	3	1	1	4	0	0	1	0	0	0	0	0	0	0	0	0	0	8	0	0
HEINLEIN ss/2b	2	1	1	0	0	0	0	0	0	0	0	0	0	0	0	0	0	0	1	0
WEILER p	0	0	0	0	0	0	0	0	0	0	0	0	0	0	0	0	0	0	1	0
Totals.....	22	11	10	10	1	0	2	3	0	0	1	0	0	0	0	0	0	12	3	0

India 0 (0-4)

Player	AB	R	H	BI	2B	3B	HR	BB	SB	CS	HP	SH	SF	SO	IBB	KL	GDP	PO	A	E
KUMAR H rf	2	0	0	0	0	0	0	0	0	0	0	0	0	2	0	2	0	2	0	0
KUMAR D cf	2	0	1	0	0	0	0	0	0	0	0	0	0	1	0	0	0	1	0	0
AJMAL lf	2	0	0	0	0	0	0	0	0	0	0	0	0	2	0	0	0	0	0	0
DEEPAK 1b/p	1	0	0	0	0	0	0	1	0	0	0	0	0	1	0	0	0	2	3	0
KUMAR C 3b	2	0	0	0	0	0	0	0	0	0	0	0	0	1	0	0	0	0	0	0
SINGH S 2b	1	0	0	0	0	0	0	0	0	0	0	0	0	0	0	0	0	3	1	0
SUNIL c	1	0	0	0	0	0	0	0	0	0	0	0	0	0	0	0	0	0	0	1
KISHAN p	0	0	0	0	0	0	0	0	0	0	0	0	0	0	0	0	0	0	0	0
RAVI p/lb	1	0	0	0	0	0	0	0	0	0	0	0	0	1	0	0	0	4	0	1
VINEETH ss	1	0	0	0	0	0	0	0	0	0	0	0	0	0	0	0	0	0	2	1
Totals.....	13	0	1	0	0	0	0	1	0	0	0	0	0	8	0	2	0	12	6	3

United States	IP	H	R	ER	BB	SO	WP	HB	BK	IBB	SH	SF	CI	2B	3B	HR	AB	BF	FO	GO
WEILER W,1-0	4.0	1	0	0	1	8	0	0	0	0	0	0	0	0	0	0	13	14	1	3
India	IP	H	R	ER	BB	SO	WP	HB	BK	IBB	SH	SF	CI	2B	3B	HR	AB	BF	FO	GO
KISHAN L,0-3	0.1	2	4	4	2	0	0	0	0	0	0	0	0	0	0	1	3	5	0	1
RAVI	1.2	6	5	5	0	0	1	1	0	0	0	0	0	0	0	1	11	12	4	1
DEEPAK	2.0	2	2	2	1	0	1	0	0	0	0	0	0	1	0	0	8	9	2	4

Umpires - HP: MORRISSEY Mike (CAN) 1B: FALCON Carlos (VEN) 2B: EVANS Leigh (AUS)
3B: LOPEZ William (PUR)
Scorers - BURNS Susan (CAN), HAMMEL Maury (CAN), HAMMEL Elise (CAN)
TC - CLOUTS Darryl (AUS)

Start: 11:28 Time: 1:07 Attendance: 40
Weather: Overcast

Game notes:
RAVI faced 4 batters in the 3rd.

GAME SUMMARY - RESULTADO DEL PARTIDO 27



TURKEY – BOTSWANA



Botswana..... 4(12)5 - 21 12 0 (2-2)
Turkey..... 00 0 - 0 0 4 (0-4)

Jul 10, 2017 at Whitehorse (Field 2)

Botswana 21 (2-2)

Player	AB	R	H	BI	2B	3B	HR	BB	SB	CS	HP	SH	SF	SO	IBB	KL	GDP	PO	A	E
DEKOKER ss	2	2	1	2	0	0	1	1	1	0	0	0	0	1	0	0	0	1	0	0
MOTSUMI ph	1	0	0	0	0	0	0	0	0	0	0	0	0	0	0	0	0	0	0	0
LEKGOTHU 1b	1	1	0	1	0	0	0	1	1	0	0	0	1	0	0	0	0	0	1	0
SHALOBANE ph	0	1	0	0	0	0	0	0	0	0	1	0	0	0	0	0	0	0	0	0
SIMWANZA cf	2	3	2	1	0	0	1	1	1	0	0	0	0	0	0	0	0	0	0	0
GAROGWE ph/cf	0	1	0	0	0	0	0	1	0	0	0	0	0	0	0	0	0	0	0	0
MOALOSI 3b	2	2	2	1	0	0	0	0	0	0	0	0	1	0	0	0	0	0	0	0
MOGALE ph/3b	1	1	1	1	1	0	0	0	0	0	0	0	0	0	0	0	0	0	0	0
MATLHO lf	3	3	3	3	1	0	0	1	1	0	0	0	0	0	0	0	0	0	0	0
MOTSHOLATHEB p	2	2	2	4	1	0	1	1	1	0	0	0	0	0	0	0	0	0	0	0
LEGAU p	0	0	0	0	0	0	0	1	0	0	0	0	0	0	0	0	0	0	0	0
TSHELAMETS G rf	2	1	0	1	0	0	0	1	0	0	0	0	1	0	0	0	0	0	0	0
KGOSIMORE 2b	2	2	1	2	0	1	0	2	1	0	0	0	0	0	0	0	0	0	0	0
GUDU c	0	2	0	1	0	0	0	3	1	0	0	0	0	0	0	0	0	7	1	0
Totals.....	18	21	12	17	3	1	3	13	7	0	1	0	3	1	0	0	0	9	1	0

Turkey 0 (0-4)

Player	AB	R	H	BI	2B	3B	HR	BB	SB	CS	HP	SH	SF	SO	IBB	KL	GDP	PO	A	E
ALACAOEZ cf	1	0	0	0	0	0	0	0	0	0	0	0	0	1	0	0	0	3	1	0
PAZAN 2b	1	0	0	0	0	0	0	0	0	0	0	0	0	1	0	0	0	0	0	1
PEHLIVANOGLU 2b	0	0	0	0	0	0	0	0	0	0	0	0	0	0	0	0	0	0	0	0
TURKDOGAN rf	1	0	0	0	0	0	0	0	0	0	0	0	0	1	0	0	0	1	0	0
CAN rf	0	0	0	0	0	0	0	0	0	0	0	0	0	0	0	0	0	0	0	0
COLAK ss	1	0	0	0	0	0	0	0	0	0	0	0	0	1	0	0	0	1	0	1
ATES lf	1	0	0	0	0	0	0	0	0	0	0	0	0	0	0	0	0	0	0	0
YILDIRIM 1b/p	1	0	0	0	0	0	0	0	0	0	0	0	0	1	0	0	0	2	0	0
HAVALE 3b	0	0	0	0	0	0	0	0	0	0	0	0	0	0	0	0	0	0	0	0
TAS 3b	1	0	0	0	0	0	0	0	0	0	0	0	0	1	0	1	0	1	0	0
SELCUK c	0	0	0	0	0	0	0	0	0	0	0	0	0	0	0	0	0	1	0	0
KUNBETI c	1	0	0	0	0	0	0	0	0	0	0	0	0	1	0	0	0	0	0	1
ETGU p/lb	0	0	0	0	0	0	0	0	0	0	0	0	0	0	0	0	0	0	0	1
SONMEZ M ph	1	0	0	0	0	0	0	0	0	0	0	0	0	1	0	0	0	0	0	0
Totals.....	9	0	0	0	0	0	0	0	0	0	0	0	0	8	0	1	0	9	1	4

Botswana	IP	H	R	ER	BB	SO	WP	HB	BK	IBB	SH	SF	CI	2B	3B	HR	AB	BF	FO	GO
MOTSHOLATHEB	1.1	0	0	0	0	4	0	0	0	0	0	0	0	0	0	0	4	4	0	0
LEGAU W,1-0	1.2	0	0	0	0	4	0	0	0	0	0	0	0	0	0	0	5	5	1	0
Turkey	IP	H	R	ER	BB	SO	WP	HB	BK	IBB	SH	SF	CI	2B	3B	HR	AB	BF	FO	GO
ETGU L,0-3	2.1	12	21	20	13	1	1	1	0	0	0	3	0	3	1	3	16	33	4	2
YILDIRIM	0.2	0	0	0	0	0	0	0	0	0	0	0	0	0	0	0	2	2	2	0

Umpires - HP: SKJERVEN Gary (CAN) 1B: SONAK Brian (USA) 2B: CARTER Jason (AUS)
3B: RAMIREZ Enrique (CUB)
Scorers - BURNS Erin (CAN), HAMMEL Rebecca (CAN), STEWART Kathy (CAN)
TC - CLOUTS Darryl (AUS)

Start: 12:30 Time: 1:02 Attendance: 37
Weather: Overcast

Game notes: None

GAME SUMMARY - RESULTADO DEL PARTIDO 28



SOUTH AFRICA - ARGENTINA



Argentina..... 401 100 0 - 6 10 0 (3-1)
South Africa..... 000 000 1 - 1 3 0 (0-4)

Jul 10, 2017 at Whitehorse (Field 1)

Argentina 6 (3-1)

Player	AB	R	H	BI	2B	3B	HR	BB	SB	CS	HP	SH	SF	SO	IBB	KL	GDP	PO	A	E
MIGLIAVACCA cf	2	1	1	1	0	0	1	1	1	0	0	0	0	1	0	0	0	0	0	0
MINIGUTTI cf	1	0	0	0	0	0	0	0	0	0	0	0	0	1	0	0	0	0	0	0
MONTERO MAR lf	4	1	2	2	0	0	1	0	1	0	0	0	0	1	0	1	0	0	0	0
GODOY M rf	4	1	2	0	0	0	0	0	1	0	0	0	0	0	0	0	0	0	0	0
MOTRONI c	4	2	2	3	0	0	2	0	0	0	0	0	0	2	0	0	0	16	0	0
GODOY G ss	2	0	0	0	0	0	0	2	0	0	0	0	0	0	0	0	0	0	0	0
MATA C dp/p	3	0	1	0	0	0	0	1	0	0	0	0	0	1	0	1	0	0	1	0
OJEDA 3b	2	0	0	0	0	0	0	0	0	0	0	1	0	2	0	1	0	0	1	0
LATASA ph/lb	1	0	0	0	0	0	0	0	0	0	0	0	0	0	0	0	0	0	0	0
LOMBARDO lb/3b	4	0	1	0	0	0	0	0	0	0	0	0	0	3	0	0	0	4	0	0
EDER 2b	3	1	1	0	0	0	0	0	1	0	0	1	0	1	0	1	0	1	2	0
MONTERO MAX p	0	0	0	0	0	0	0	0	0	0	0	0	0	0	0	0	0	0	0	0
Totals.....	30	6	10	6	0	0	4	4	4	0	0	2	0	12	0	4	0	21	4	0

South Africa 1 (0-4)

Player	AB	R	H	BI	2B	3B	HR	BB	SB	CS	HP	SH	SF	SO	IBB	KL	GDP	PO	A	E
PHALADI lb	3	0	0	0	0	0	0	0	0	0	0	0	0	2	0	0	0	6	0	0
BANN 2b	3	0	1	0	0	0	0	0	0	0	0	0	0	1	0	1	0	2	1	0
MOLOKOANE rf	2	0	1	0	0	0	0	1	0	0	0	0	0	1	0	0	0	0	0	0
BOUILLON ss	2	1	0	0	0	0	0	1	0	0	0	0	0	2	0	1	0	1	0	0
KERCHHOFF dp	3	0	0	0	0	0	0	0	0	0	0	0	0	1	0	1	0	0	0	0
THUPUDI 3b	2	0	0	0	0	0	0	0	0	0	0	0	0	2	0	0	0	0	0	0
MAPHETO ph	1	0	0	0	0	0	0	0	0	0	0	0	0	1	0	1	0	0	0	0
CHEPAPE c	2	0	0	0	0	0	0	0	0	0	0	0	0	2	0	0	0	11	1	0
THOMASON ph	1	0	1	0	0	0	0	0	0	0	0	0	0	0	0	0	0	0	0	0
FROST cf	1	0	0	0	0	0	0	0	0	0	1	0	0	1	0	1	0	1	0	0
SMALL ph	0	0	0	0	0	0	0	0	0	0	0	1	0	0	0	0	0	0	0	0
PHASHA lf	3	0	0	0	0	0	0	0	0	0	0	0	0	3	0	0	0	0	0	0
STEYN p	0	0	0	0	0	0	0	0	0	0	0	0	0	0	0	0	0	0	0	0
KEKANA p	0	0	0	0	0	0	0	0	0	0	0	0	0	0	0	0	0	0	4	0
Totals.....	23	1	3	0	0	0	0	2	0	0	1	1	0	16	0	5	0	21	6	0

Argentina

	IP	H	R	ER	BB	SO	WP	HB	BK	IBB	SH	SF	CI	2B	3B	HR	AB	BF	FO	GO
MONTERO MAX	3.0	0	0	0	1	9	0	0	0	0	0	0	0	0	0	0	9	10	0	0
MATA C W,1-1	4.0	3	1	1	1	7	1	1	0	0	1	0	0	0	0	0	14	17	0	4

South Africa

	IP	H	R	ER	BB	SO	WP	HB	BK	IBB	SH	SF	CI	2B	3B	HR	AB	BF	FO	GO
STEYN L,0-1	0.0	3	3	3	0	0	0	0	0	0	0	0	0	0	0	2	3	3	0	0
KEKANA	7.0	7	3	3	4	12	2	0	0	0	2	0	0	0	0	2	27	33	2	7

Umpires - HP: TABINUKI Toyomatsu (JPN) 1B: WAITE Casey (USA) 2B: KAIARUNA Tony (NZL)
3B: LISS Vladimir (CZE)
Scorers - BURNS Susan (CAN), HAMMEL Maury (CAN), HAMMEL Elise (CAN)
TC - CLOUTS Darryl (AUS)

Start: 14:00 Time: 2:00 Attendance: 40
Weather: Overcast, slight rain

Game notes:
STEYN faced 3 batters in the 1st.

GAME SUMMARY - RESULTADO DEL PARTIDO 29



GREAT BRITAIN - CZECH REPUBLIC



Czech Republic..... 230 22 - 9 4 0 (2-2)
Great Britain..... 000 00 - 0 1 2 (0-4)

Jul 10, 2017 at Whitehorse (Field 2)

Czech Republic 9 (2-2)

Player	AB	R	H	BI	2B	3B	HR	BB	SB	CS	HP	SH	SF	SO	IBB	KL	GDP	PO	A	E
MERTL c	0	4	0	0	0	0	0	4	0	0	0	0	0	0	0	0	0	9	0	0
VACHA cf	2	1	0	0	0	0	0	2	0	0	0	0	0	0	0	0	0	1	0	0
KOLKUS 2b	1	2	1	1	0	0	0	1	0	0	0	0	0	0	0	0	0	1	0	0
KORCAK J ph/2b	2	0	1	2	0	0	0	0	0	0	0	0	0	0	0	0	0	0	0	0
SVOBODA 3b	4	0	1	1	0	0	0	0	0	0	0	0	0	3	0	0	0	0	2	0
BENDA lf	2	0	1	1	0	0	0	1	0	0	0	0	0	0	0	0	0	1	0	0
KOPECNY dp	1	0	0	1	0	0	0	1	0	0	0	0	0	1	0	0	0	0	0	0
KOLUCH ph/dp	1	0	0	0	0	0	0	0	0	0	0	0	0	1	0	1	0	0	0	0
KLEIN lb	2	1	0	0	0	0	0	1	0	0	0	0	0	2	0	0	0	3	0	0
PETR ss	3	0	0	0	0	0	0	0	0	0	0	0	0	2	0	1	0	0	2	0
NEZBEDA rf	2	1	0	0	0	0	0	1	0	0	0	0	0	1	0	0	0	0	0	0
BRENIK p	0	0	0	0	0	0	0	0	0	0	0	0	0	0	0	0	0	0	0	0
Totals.....	20	9	4	6	0	0	0	11	0	0	0	0	0	10	0	2	0	15	4	0

Great Britain 0 (0-4)

Player	AB	R	H	BI	2B	3B	HR	BB	SB	CS	HP	SH	SF	SO	IBB	KL	GDP	PO	A	E
STOCKFORD K c/3b	2	0	0	0	0	0	0	1	0	0	0	0	0	2	0	1	0	7	0	0
O-NEILL ss	2	0	0	0	0	0	0	0	0	0	0	0	0	0	0	0	0	1	3	0
PETERS lf	2	0	1	0	0	0	0	0	0	0	0	0	0	1	0	0	0	0	0	2
PRISCOTT lf	0	0	0	0	0	0	0	0	0	0	0	0	0	0	0	0	0	0	0	0
DARBY cf	2	0	0	0	0	0	0	0	0	0	0	0	0	0	0	0	0	0	0	0
OTTRIDGE lb	2	0	0	0	0	0	0	0	0	0	0	0	0	1	0	0	0	3	0	0
DAVIES 3b/c	1	0	0	0	0	0	0	0	0	0	0	0	0	1	0	0	0	3	0	0
GALE ph	1	0	0	0	0	0	0	0	0	0	0	0	0	1	0	0	0	0	0	0
ASWANI dp	2	0	0	0	0	0	0	0	0	0	0	0	0	2	0	1	0	0	0	0
TONLIN 2b	1	0	0	0	0	0	0	1	0	0	0	0	0	1	0	0	0	1	0	0
LINTON p	1	0	0	0	0	0	0	1	0	0	0	0	0	0	0	0	0	0	0	0
HARRISON rf	0	0	0	0	0	0	0	0	0	0	0	0	0	0	0	0	0	0	0	0
Totals.....	16	0	1	0	0	0	0	3	0	0	0	0	0	9	0	2	0	15	3	2

Czech Republic IP H R ER BB SO WP HB BK IBB SH SF CI 2B 3B HR AB BF FO GO

BRENIK W,1-0 5.0 1 0 0 3 9 0 0 0 0 0 0 0 0 0 0 0 16 19 2 4

Great Britain IP H R ER BB SO WP HB BK IBB SH SF CI 2B 3B HR AB BF FO GO

LINTON L,0-3 5.0 4 9 7 11 10 3 0 0 0 0 0 0 0 0 0 0 20 31 2 3

Umpires - HP: MATABOGE Abel (BOT) 1B: KLUSZCZYNSKI Peter (CAN) 2B: HELMER Daryl (CAN)
3B: EVANS Leigh (AUS)

Scorers - STEWART Kathy (CAN), BURNS Erin (CAN), HAMMEL Rebecca (CAN)

TC - CLOUTS Darryl (AUS)

Start: 15:00 Time: 1:40 Attendance: 21

Weather: Overcast and cold

Game notes: None

GAME SUMMARY - RESULTADO DEL PARTIDO 30



HONG KONG - CANADA



Canada..... 202 019 - 14 13 1 (4-0)
Hong Kong..... 000 010 - 1 3 4 (1-3)

Jul 10, 2017 at Whitehorse (Field 1)

Canada 14 (4-0)

Player	AB	R	H	BI	2B	3B	HR	BB	SB	CS	HP	SH	SF	SO	IBB	KL	GDP	PO	A	E
ROY cf	5	2	3	0	1	1	0	0	0	0	0	0	0	0	0	0	0	0	0	1
HORN 2b	2	3	1	1	0	0	0	3	1	0	0	0	0	0	0	0	0	0	0	0
EZEKIEL dp	2	1	1	1	0	0	0	3	1	0	0	0	0	0	0	0	0	0	0	0
HUNTER 3b	4	1	0	1	0	0	0	0	0	0	0	0	1	0	0	0	0	0	0	0
JOHNSON lf	4	1	1	1	0	0	0	1	0	0	0	0	0	0	0	0	0	0	0	0
SKELTON lb	5	2	3	4	0	0	2	0	0	0	0	0	0	0	0	0	0	0	0	0
BOLAND S rf/ss	3	2	1	0	0	0	0	1	0	0	0	0	0	0	0	0	0	1	0	0
ABREY c	4	1	2	2	0	0	1	0	0	0	0	0	0	0	0	0	0	16	1	0
WALUSHKA ss/rf	2	1	1	1	0	0	0	1	0	0	1	0	0	0	0	0	0	0	1	0
SCHOFIELD p	0	0	0	0	0	0	0	0	0	0	0	0	0	0	0	0	0	0	0	0
Totals.....	31	14	13	11	1	1	3	9	2	0	1	0	1	0	0	0	0	18	1	1

Hong Kong 1 (1-3)

Player	AB	R	H	BI	2B	3B	HR	BB	SB	CS	HP	SH	SF	SO	IBB	KL	GDP	PO	A	E
PANG 2b	3	1	1	0	0	0	0	0	1	0	0	0	0	2	0	0	0	4	0	0
CHEUNG ss	2	0	0	0	0	0	0	1	0	0	0	0	0	1	0	0	0	3	2	2
OSHIMA cf	2	0	1	1	0	0	0	1	0	1	0	0	0	1	0	0	0	2	0	0
NG c	2	0	0	0	0	0	0	0	0	0	1	0	0	2	0	0	0	0	0	1
FUNG 3b	3	0	0	0	0	0	0	0	0	0	0	0	0	3	0	0	0	2	0	1
CHAN C lf	1	0	0	0	0	0	0	1	1	0	0	0	0	1	0	0	0	2	0	0
LAU ph	1	0	0	0	0	0	0	0	0	0	0	0	0	1	0	1	0	0	0	0
KAM dp	2	0	0	0	0	0	0	0	0	0	0	0	0	2	0	0	0	0	0	0
TONG ph	1	0	0	0	0	0	0	0	0	0	0	0	0	1	0	0	0	0	0	0
SIU rf	2	0	1	0	0	0	0	0	0	0	0	0	0	1	0	0	0	1	0	0
WU lb	0	0	0	0	0	0	0	0	0	0	1	0	0	0	0	0	0	4	1	0
CHENG ph	1	0	0	0	0	0	0	0	0	0	0	0	0	1	0	0	0	0	0	0
WONG p	0	0	0	0	0	0	0	0	0	0	0	0	0	0	0	0	0	0	0	0
TANG p	0	0	0	0	0	0	0	0	0	0	0	0	0	0	0	0	0	0	0	0
YEUNG p	0	0	0	0	0	0	0	0	0	0	0	0	0	0	0	0	0	0	0	0
Totals.....	20	1	3	1	0	0	0	3	2	1	2	0	0	16	0	1	0	18	3	4

Canada	IP	H	R	ER	BB	SO	WP	HB	BK	IBB	SH	SF	CI	2B	3B	HR	AB	BF	FO	GO
SCHOFIELD W,2-0	6.0	3	1	1	3	16	0	2	0	0	0	0	0	0	0	0	20	25	1	0
Hong Kong	IP	H	R	ER	BB	SO	WP	HB	BK	IBB	SH	SF	CI	2B	3B	HR	AB	BF	FO	GO
WONG L,1-1	3.0	4	4	2	3	0	1	0	0	0	0	0	0	0	1	1	14	17	8	1
TANG	2.1	5	7	7	6	0	0	0	0	0	0	1	0	0	0	2	11	18	4	3
YEUNG	0.2	4	3	2	0	0	0	1	0	0	0	0	0	1	0	0	6	7	0	1

Umpires - HP: ENDO Nobuhiro (JPN) 1B: RAMIREZ Enrique(CUB) 2B: DOSTAL Jiri (CZE)
3B: MMAKOLA Ashley (RSA)
Scorers - HAMMEL Elise (CAN), HAMMEL Maury (CAN), BURNS Susan (CAN)
TC - CLOUTS Daryl (AUS)

Start: 16:32 Time: 1:52 Attendance: 200
Weather: Overcast

Game notes: None

GAME SUMMARY - RESULTADO DEL PARTIDO 31



NEW ZEALAND - JAPAN



Japan..... 001 000 - 1 4 0 (3-1)
New Zealand..... 003 122 - 8 6 2 (4-0)

Jul 10, 2017 at Whitehorse (Field 2)

Japan 1 (3-1)

Player	AB	R	H	BI	2B	3B	HR	BB	SB	CS	HP	SH	SF	SO	IBB	KL	GDP	PO	A	E
MORITA lf	3	0	0	0	0	0	0	0	0	0	0	0	0	1	0	0	0	0	0	0
SAWADA 2b	2	0	1	0	0	0	0	0	0	0	0	0	0	1	0	0	0	3	2	0
MERA ph	1	0	1	1	0	0	0	0	0	0	0	0	0	0	0	0	0	0	0	0
TOKOI rf	3	0	1	0	0	0	0	0	0	0	0	0	0	1	0	0	0	0	0	0
MATSUDA dp	3	0	0	0	0	0	0	0	0	0	0	0	0	1	0	0	0	0	0	0
URAMOTO 1b	3	0	1	0	0	0	0	0	0	0	0	0	0	1	0	1	0	7	0	0
KAWADA cf	2	0	0	0	0	0	0	0	0	0	1	0	0	1	0	0	0	1	0	0
KATAOKA c	3	0	0	0	0	0	0	0	0	0	0	0	0	0	0	0	0	4	0	0
KOSHIKIYA ss	2	0	0	0	0	0	0	0	0	0	0	0	0	2	0	0	0	1	5	0
ITOSE 3b	2	1	0	0	0	0	0	0	1	0	0	0	0	0	0	0	0	0	2	0
TAKAHASHI p	0	0	0	0	0	0	0	0	0	0	0	0	0	0	0	0	0	0	0	0
OKAZAKI p	0	0	0	0	0	0	0	0	0	0	0	0	0	0	0	0	0	0	0	0
MORI p	0	0	0	0	0	0	0	0	0	0	0	0	0	0	0	0	0	0	0	0
Totals.....	24	1	4	1	0	0	0	0	1	0	1	0	0	8	0	1	0	16	9	0

New Zealand 8 (4-0)

Player	AB	R	H	BI	2B	3B	HR	BB	SB	CS	HP	SH	SF	SO	IBB	KL	GDP	PO	A	E
EVANS C ss	3	1	1	0	0	0	0	0	0	0	0	0	0	1	0	1	0	0	1	1
NUKUNUKU 2b	2	2	2	5	0	0	2	1	0	0	0	0	0	0	0	0	0	1	2	0
ENOKA T lf	3	0	0	0	0	0	0	0	0	0	0	0	0	1	0	0	0	1	0	0
RONA 1b	3	0	0	0	0	0	0	0	0	0	0	0	0	0	0	0	0	6	0	0
LAULA dp	1	0	0	0	0	0	2	0	0	0	0	0	0	0	0	0	0	0	0	0
HARBROW pr	0	1	0	0	0	0	0	0	0	0	0	0	0	0	0	0	0	0	0	0
COMPAIN rf	2	1	0	0	0	0	0	1	0	0	0	0	0	0	0	0	1	1	0	1
BARTORILLO 3b	3	1	1	1	0	0	1	0	0	0	0	0	0	0	0	0	0	1	2	0
VAN LIESHOUT c	2	0	1	1	0	0	0	1	0	0	0	0	0	1	0	0	0	8	0	0
ENOKA C cf	2	2	1	1	0	0	0	1	0	0	0	0	0	0	0	0	0	0	0	0
PETTETT p	0	0	0	0	0	0	0	0	0	0	0	0	0	0	0	0	0	0	2	0
Totals.....	21	8	6	8	0	0	3	6	0	0	0	0	0	3	0	1	1	18	7	2

Japan	IP	H	R	ER	BB	SO	WP	HB	BK	IBB	SH	SF	CI	2B	3B	HR	AB	BF	FO	GO
TAKAHASHI	2.0	0	0	0	1	1	0	0	0	0	0	0	0	0	0	0	6	7	2	3
OKAZAKI L,1-1	2.0	3	4	4	2	1	0	0	0	0	0	0	0	0	0	2	8	10	0	4
MORI	1.1	3	4	4	3	1	2	0	0	0	0	0	0	0	0	1	7	10	2	1

New Zealand	IP	H	R	ER	BB	SO	WP	HB	BK	IBB	SH	SF	CI	2B	3B	HR	AB	BF	FO	GO
PETTETT W,3-0	6.0	4	1	0	0	8	0	1	0	0	0	0	0	0	0	0	24	25	3	7

Umpires - HP: SOENMEZ Galip (GER) 1B: CARTER Jason (AUS) 2B: SONAK Brian (USA)
3B: FALCON Carlos (VEN)
Scorers - BURNS Erin (CAN), HAMMEL Rebecca (CAN), STEWART Kathy
TC - CLOUTS Darryl (AUS)

Start: 17:30 Time: 1:40 Attendance: 150
Weather: Light drizzle

Game notes:
Game suspended at 18:30 due to rain
Game rescheduled July 11 at 9:00

GAME SUMMARY - RESULTADO DEL PARTIDO 32



AUSTRALIA – DOMINICAN REPUBLIC



Dominican Republic.. 000 000 1 - 1 2 2 (3-1)
Australia..... 001 010 X - 2 1 1 (3-1)

Jul 11, 2017 at Whitehorse (Field 1)

Dominican Republic 1 (3-1)

Player	AB	R	H	BI	2B	3B	HR	BB	SB	CS	HP	SH	SF	SO	IBB	KL	GDP	PO	A	E
MEDINA cf	3	0	0	0	0	0	0	0	0	0	0	0	0	3	0	0	0	0	0	0
VALERIO 1b	2	1	1	1	0	0	1	1	0	0	0	0	0	0	0	0	0	9	1	0
FIGUEROA rf	3	0	0	0	0	0	0	0	0	0	0	0	0	3	0	1	0	1	0	0
LAHOZ dp	3	0	1	0	0	0	0	0	0	0	0	0	0	2	0	2	0	0	0	0
DE MOTA pr	0	0	0	0	0	0	0	0	1	0	0	0	0	0	0	0	0	0	0	0
MORETA c	3	0	0	0	0	0	0	0	0	0	0	0	0	1	0	1	0	5	0	0
NUNEZ 2b	2	0	0	0	0	0	0	0	0	0	0	0	0	1	0	1	0	2	3	2
CHALAS lf	2	0	0	0	0	0	0	0	0	0	0	0	0	2	0	0	0	1	0	0
VILLAFANA 3b	2	0	0	0	0	0	0	0	0	0	0	0	0	1	0	1	0	0	2	0
RAMIREZ ss	2	0	0	0	0	0	0	0	0	0	0	0	0	2	0	2	0	0	3	0
GONZALEZ p	0	0	0	0	0	0	0	0	0	0	0	0	0	0	0	0	0	0	1	0
CRUZ p	0	0	0	0	0	0	0	0	0	0	0	0	0	0	0	0	0	0	0	0
Totals.....	22	1	2	1	0	0	1	1	1	0	0	0	0	15	0	8	0	18	10	2

Australia 2 (3-1)

Player	AB	R	H	BI	2B	3B	HR	BB	SB	CS	HP	SH	SF	SO	IBB	KL	GDP	PO	A	E
MATHEWS lf	2	0	0	0	0	0	0	0	0	0	0	1	0	1	0	0	0	0	0	0
TODHUNTER ss	1	0	1	1	0	0	0	2	0	0	0	0	0	0	0	0	0	1	1	1
SHAILLES 3b	1	0	0	0	0	0	0	2	0	0	0	0	0	0	2	0	0	0	0	0
WELDON dp	2	0	0	0	0	0	0	1	0	0	0	0	0	1	0	0	0	0	0	0
WHITE 1b	3	0	0	0	0	0	0	0	0	0	0	0	0	1	0	1	1	3	0	0
KIRKPATRICK p	3	0	0	0	0	0	0	0	0	0	0	0	0	1	0	0	0	0	0	0
NORTON c	3	0	0	0	0	0	0	0	0	0	0	0	0	0	0	0	0	15	0	0
MERRIMAN rf	2	0	0	0	0	0	0	0	0	0	0	0	0	1	0	1	0	0	0	0
O'BYRNE 2b	1	2	0	0	0	0	0	1	1	0	0	0	0	0	0	0	0	1	0	0
SINCLAIR cf	0	0	0	0	0	0	0	0	0	0	0	0	0	0	0	0	0	1	0	0
Totals.....	18	2	1	1	0	0	0	6	1	0	0	1	0	5	2	2	1	21	1	1

Dominican Republic	IP	H	R	ER	BB	SO	WP	HB	BK	IBB	SH	SF	CI	2B	3B	HR	AB	BF	FO	GO
GONZALEZ L,0-1	2.1	0	1	0	5	0	1	0	0	1	1	0	0	0	0	0	5	11	0	6
CRUZ	3.2	1	1	0	1	5	0	0	0	1	0	0	0	0	0	0	13	14	3	3

Australia	IP	H	R	ER	BB	SO	WP	HB	BK	IBB	SH	SF	CI	2B	3B	HR	AB	BF	FO	GO
KIRKPATRICK W,1-0	7.0	2	1	1	1	15	0	0	0	0	0	0	0	0	0	1	22	23	3	2

Umpires - HP: PORTEOUS Mark (NZL) 1B: HELMER Daryl (CAN) 2B: LOPEZ William (PUR)
3B: KLUSZCZYNSKI Peter (CAN)
Scorers - BURNS Susan (CAN), HAMMEL Maury (CAN), HAMMEL Elise (CAN)
TC - CLOUTS Darryl (AUS)

Start: 8:55 Time: 1:37 Attendance: 70
Weather: Mostly cloudy

Game notes: None

GAME SUMMARY - RESULTADO DEL PARTIDO 33



SOUTH AFRICA - HONG KONG



Hong Kong..... 000 0 - 0 0 1 (1-4)
South Africa..... 109 X - 10 11 0 (1-4)

Jul 11, 2017 at Whitehorse (Field 2)

Hong Kong 0 (1-4)

Player	AB	R	H	BI	2B	3B	HR	BB	SB	CS	HP	SH	SF	SO	IBB	KL	GDP	PO	A	E
PANG 2b	2	0	0	0	0	0	0	0	0	0	0	0	0	1	0	1	0	1	2	0
CHEUNG ss	2	0	0	0	0	0	0	0	0	0	0	0	0	0	0	0	0	0	1	0
OSHIMA 1b	2	0	0	0	0	0	0	0	0	0	0	0	0	2	0	1	0	2	0	1
NG c	1	0	0	0	0	0	0	0	0	0	0	0	0	0	0	0	0	4	0	0
FUNG 3b	1	0	0	0	0	0	0	0	0	0	0	0	0	0	0	0	0	0	0	0
CHENG 3b	0	0	0	0	0	0	0	0	0	0	0	0	0	0	0	0	0	0	0	0
CHAN C cf	1	0	0	0	0	0	0	0	0	0	0	0	0	0	0	0	0	1	0	0
LAU lf	1	0	0	0	0	0	0	0	0	0	0	0	0	0	0	0	0	0	0	0
TONG dp	1	0	0	0	0	0	0	0	0	0	0	0	0	1	0	0	0	0	0	0
SIU rf	1	0	0	0	0	0	0	0	0	0	0	0	0	1	0	0	0	0	0	0
WONG p	0	0	0	0	0	0	0	0	0	0	0	0	0	0	0	0	0	1	0	0
TANG p	0	0	0	0	0	0	0	0	0	0	0	0	0	0	0	0	0	0	0	0
Totals.....	12	0	0	0	0	0	0	0	0	0	0	0	0	5	0	2	0	9	3	1

South Africa 10 (1-4)

Player	AB	R	H	BI	2B	3B	HR	BB	SB	CS	HP	SH	SF	SO	IBB	KL	GDP	PO	A	E
PHALADI 1b	3	3	3	2	1	1	1	0	0	0	0	0	0	0	0	0	0	5	0	0
BANN 2b	2	2	2	2	2	0	0	0	0	0	0	0	1	0	0	0	0	1	0	0
MOLOKOANE rf	3	1	3	3	1	0	1	0	0	0	0	0	0	0	0	0	0	0	0	0
BOUILLON ss	2	1	0	0	0	0	0	1	0	0	0	0	0	0	0	0	0	0	2	0
KERCHHOFF dp	2	1	1	0	0	0	0	0	0	0	0	0	0	0	0	0	0	0	0	0
SMALL 3b	2	1	1	1	0	0	0	0	0	0	0	0	0	0	0	0	0	0	2	0
THOMASON cf	2	0	0	0	0	0	0	0	0	0	0	0	0	1	0	0	0	0	0	0
CHEPAPE c	2	0	0	0	0	0	0	0	0	0	0	0	0	1	0	0	0	5	0	0
MAPHETO lf	2	1	1	2	1	0	0	0	0	0	0	0	0	0	0	0	0	1	0	0
STEYN p	0	0	0	0	0	0	0	0	0	0	0	0	0	0	0	0	0	0	2	0
MOGASHOA p	0	0	0	0	0	0	0	0	0	0	0	0	0	0	0	0	0	0	0	0
Totals.....	20	10	11	10	5	1	2	1	0	0	0	0	1	2	0	0	0	12	6	0

Hong Kong	IP	H	R	ER	BB	SO	WP	HB	BK	IBB	SH	SF	CI	2B	3B	HR	AB	BF	FO	GO
WONG L,1-2	2.2	9	9	4	1	2	0	0	0	0	0	1	0	4	1	2	17	19	4	2
TANG	0.1	2	1	0	0	0	0	0	0	0	0	0	0	1	0	0	3	3	0	0

South Africa	IP	H	R	ER	BB	SO	WP	HB	BK	IBB	SH	SF	CI	2B	3B	HR	AB	BF	FO	GO
STEYN W,1-1	3.0	0	0	0	0	4	0	0	0	0	0	0	0	0	0	0	9	9	1	4
MOGASHOA	1.0	0	0	0	0	1	0	0	0	0	0	0	0	0	0	0	3	3	0	2

Umpires - HP: LISS Vladimir (CZE) 1B: KAIARUNA Tony (NZL) 2B: MATABOGE Abel (BOT)
3B: TABINUKI Toyomatsu (JPN)
Scorers - STEWART Kathy (CAN), HAMMEL Rebecca (CAN), BURNS Erin (CAN)
TC - CLOUTS Darryl (AUS)

Start: 10:40 Time: 1:40 Attendance: 53
Weather: Overcast

Game notes: None
Game: 33

GAME SUMMARY - RESULTADO DEL PARTIDO 34



TURKEY - DENMARK



Turkey..... 0 00 - 0 0 0 (0-5)
Denmark..... (14)9X - 23 17 0 (3-2)

Jul 11, 2017 at Whitehorse (Field 1)

Turkey 0 (0-5)

Player	AB	R	H	BI	2B	3B	HR	BB	SB	CS	HP	SH	SF	SO	IBB	KL	GDP	PO	A	E
ATES cf	2	0	0	0	0	0	0	0	0	0	0	0	0	0	0	0	0	1	0	0
YILDIRIM 1b/p	1	0	0	0	0	0	0	0	0	0	0	0	0	1	0	0	0	3	0	0
TAS 3b	0	0	0	0	0	0	0	0	0	0	1	0	0	0	0	0	0	0	0	0
TURKDOGAN lf	1	0	0	0	0	0	0	0	0	0	0	0	0	1	0	0	0	0	0	0
KUNBETI rf	0	0	0	0	0	0	0	0	0	0	0	0	0	0	0	0	0	0	0	0
COLAK ss	1	0	0	0	0	0	0	0	0	0	0	0	0	1	0	1	0	1	0	0
ALACAOEZ c	1	0	0	0	0	0	0	0	0	0	0	0	0	1	0	0	0	0	0	0
SONMEZ M rf	1	0	0	0	0	0	0	0	0	0	0	0	0	1	0	0	0	0	0	0
CAN lf	0	0	0	0	0	0	0	0	0	0	0	0	0	0	0	0	0	0	0	0
PAZAN dp	0	0	0	0	0	0	0	0	0	0	0	0	0	0	0	0	0	0	0	0
PEHLIVANOGLU 2b	1	0	0	0	0	0	0	0	0	0	0	0	0	1	0	0	0	0	0	0
ETGU p/lb	1	0	0	0	0	0	0	0	0	0	0	0	0	1	0	1	0	1	0	0
HVALE 2b	0	0	0	0	0	0	0	0	0	0	0	0	0	0	0	0	0	0	1	0
Totals.....	9	0	0	0	0	0	0	0	0	0	1	0	0	7	0	2	0	6	1	0

Denmark 23 (3-2)

Player	AB	R	H	BI	2B	3B	HR	BB	SB	CS	HP	SH	SF	SO	IBB	KL	GDP	PO	A	E
TERKELSEN lf/p	3	3	2	4	0	0	1	1	0	0	0	0	0	0	0	0	0	0	0	0
MILNE ss	2	3	2	0	0	0	2	0	0	0	0	0	0	0	0	0	0	0	0	0
BROWN c/lf	3	3	3	4	0	0	1	0	1	0	0	0	0	0	0	0	0	3	0	0
JULENEN p	0	2	0	0	0	0	2	0	0	0	0	0	0	0	0	0	0	0	0	0
SVANE c	1	1	1	1	0	0	0	0	0	0	0	0	0	0	0	0	0	5	0	0
NIHOEJ 2b	1	2	1	1	0	0	1	0	0	0	0	0	0	0	0	0	0	0	0	0
NIELSEN ph/2b	0	1	0	0	0	0	0	0	0	0	1	0	0	0	0	0	0	0	1	0
ANDERSEN 1b	1	2	1	4	0	0	1	0	0	0	0	0	1	0	0	0	0	1	0	0
LOHMANN cf/p	2	2	2	4	0	0	1	0	0	0	0	0	0	0	0	0	0	0	0	0
SIMONSEN ph	0	0	0	1	0	0	1	0	0	0	0	0	0	0	0	0	0	0	0	0
GORLEN rf	2	2	2	3	1	0	0	1	0	0	0	0	0	0	0	0	0	0	0	0
LORENTSEN 3b	3	2	3	1	0	0	0	0	0	0	0	0	0	0	0	0	0	0	0	0
Totals.....	18	23	17	23	1	0	3	9	1	0	1	0	1	0	0	0	0	9	1	0

Turkey	IP	H	R	ER	BB	SO	WP	HB	BK	IBB	SH	SF	CI	2B	3B	HR	AB	BF	FO	GO
ETGU L,0-4	1.0	5	8	8	6	0	0	0	0	0	0	0	0	0	0	0	5	11	0	0
YILDIRIM	1.0	12	15	15	3	0	0	1	0	0	0	1	0	1	0	3	13	18	1	1

Denmark	IP	H	R	ER	BB	SO	WP	HB	BK	IBB	SH	SF	CI	2B	3B	HR	AB	BF	FO	GO
JULENEN	1.0	0	0	0	0	2	0	1	0	0	0	0	0	0	0	0	3	4	1	0
TERKELSEN W,1-0	1.0	0	0	0	0	3	0	0	0	0	0	0	0	0	0	0	3	3	0	0
LOHMANN	1.0	0	0	0	0	2	0	0	0	0	0	0	0	0	0	0	3	3	0	1

Umpires - HP: FALCON Carlos (VEN) 1B: MORRISSEY Mike (CAN) 2B: MMAKOLA Ashley (RSA) 3B: ENDO Nobuhiro (JPN)

Scorer - BURNS Susan (CAN), HAMMEL Maury (CAN), HAMMEL Elise (CAN)

TC - CLOUTS Darryl (AUS)

Start: 11:30 Time: 0:55 Attendance: 40

Weather: Overcast

Game notes: None

ETGU faced 5 batters in the 1st.

YILDIRIM faced 6 batters in the 2nd.

GAME SUMMARY - RESULTADO DEL PARTIDO 35



BOTSWANA - CZECH REPUBLIC



Czech Republic..... 000 000 0 - 0 2 2 (2-3)
Botswana..... 000 010 X - 1 3 1 (3-2)

Jul 11, 2017 at Whitehorse (Field 2)

Czech Republic 0 (2-3)

Player	AB	R	H	BI	2B	3B	HR	BB	SB	CS	HP	SH	SF	SO	IBB	KL	GDP	PO	A	E
MERTL c	3	0	0	0	0	0	0	0	0	0	0	0	0	3	0	1	0	9	2	0
VACHA cf	2	0	0	0	0	0	0	1	0	0	0	0	0	0	0	0	0	0	0	0
KOLKUS 2b	2	0	1	0	0	0	0	1	1	0	0	0	0	1	0	0	0	2	1	0
SVOBODA 3b	3	0	1	0	0	0	0	0	0	0	0	0	0	1	0	0	0	1	1	0
KLAS 3b	0	0	0	0	0	0	0	0	0	0	0	0	0	0	0	0	0	0	1	0
BENDA lf	3	0	0	0	0	0	0	0	0	0	0	0	0	1	0	0	0	0	0	0
KLEIN 1b	3	0	0	0	0	0	0	0	0	0	0	0	0	2	0	0	0	5	1	0
KORCAK J dp	3	0	0	0	0	0	0	0	0	0	0	0	0	3	0	1	0	0	0	0
PETR ss	1	0	0	0	0	0	0	0	0	0	1	0	0	1	0	0	0	0	0	1
MALY ph	1	0	0	0	0	0	0	0	0	0	0	0	0	1	0	0	0	0	0	0
NEZBEDA rf	0	0	0	0	0	0	0	0	0	1	0	0	0	0	0	0	0	0	0	0
KOPECNY ph/rf	1	0	0	0	0	0	0	0	0	0	0	0	0	1	0	0	0	0	0	0
MALECEK p	0	0	0	0	0	0	0	0	0	0	0	0	0	0	0	0	0	0	3	1
HOLOBRADEK p	0	0	0	0	0	0	0	0	0	0	0	0	0	0	0	0	0	1	0	0
Totals.....	22	0	2	0	0	0	0	2	1	1	1	0	0	14	0	2	0	18	9	2

Botswana 1 (3-2)

Player	AB	R	H	BI	2B	3B	HR	BB	SB	CS	HP	SH	SF	SO	IBB	KL	GDP	PO	A	E
DEKOKER ss/lf	3	0	0	0	0	0	0	0	0	0	0	0	0	2	0	1	0	4	0	0
LEKGO THU 1b	3	0	1	0	0	0	0	0	0	1	0	0	0	1	0	0	0	2	0	0
SIMWANZA cf	3	0	0	0	0	0	0	0	0	0	0	0	0	1	0	0	0	0	0	0
MOALOSI 3b	3	0	0	0	0	0	0	0	0	0	0	0	0	1	0	0	0	0	0	0
RADITHOBANE c	2	1	1	0	0	0	0	0	0	0	0	0	0	0	0	0	0	14	1	1
MATLHO lf	1	0	0	0	0	0	0	0	0	0	0	0	0	1	0	0	0	0	0	0
MOTSUMI ph/dp	1	0	1	0	0	0	0	0	0	0	0	0	0	0	0	0	0	0	0	0
LEGAU rf	1	0	0	0	0	0	0	0	0	0	0	0	0	1	0	1	0	0	0	0
TSHELAMETS G ph/rf	1	0	0	0	0	0	0	0	0	0	0	0	0	0	0	0	0	0	0	0
KGOSIMORE 2b	2	0	0	0	0	0	0	0	0	0	0	0	0	1	0	0	0	0	1	0
MANAKA dp/ss	2	0	0	0	0	0	0	0	0	0	0	0	0	2	0	1	0	1	2	0
MOGALE p	0	0	0	0	0	0	0	0	0	0	0	0	0	0	0	0	0	0	1	0
Totals.....	22	1	3	0	0	0	0	0	0	1	0	0	0	10	0	3	0	21	5	1

Czech Republic	IP	H	R	ER	BB	SO	WP	HB	BK	IBB	SH	SF	CI	2B	3B	HR	AB	BF	FO	GO
MALECEK L,1-1	4.0	3	1	0	0	5	0	0	0	0	0	0	0	0	0	0	16	16	0	6
HOLOBRADEK	2.0	0	0	0	0	5	0	0	0	0	0	0	0	0	0	0	6	6	0	1

Botswana	IP	H	R	ER	BB	SO	WP	HB	BK	IBB	SH	SF	CI	2B	3B	HR	AB	BF	FO	GO
MOGALE W,2-1	7.0	2	0	0	2	14	1	1	0	0	0	0	1	0	0	0	22	26	2	4

Umpires - HP: KLUSZCZYNSKI Peter (CAN) 1B: SKJERVEN Gary (CAN) 2B: LOPEZ William (PUR)
3B: PORTEOUS Mark (NZL)
Scorers - BURNS Erin (CAN), HAMMEL Rebecca (CAN), STEWART Kathy (CAN)
TC - CLOUTS Darryl (AUS)

Start: 12:30 Time: 1:32 Attendance: 127
Weather: Overcast

Game notes:
MALECEK faced 3 batters in the 5th.

GAME SUMMARY - RESULTADO DEL PARTIDO 36



INDIA - ARGENTINA



Argentina..... 201 000 8 - 11 10 0 (4-1)
India..... 000 000 0 - 0 0 1 (0-5)

Jul 11, 2017 at Whitehorse (Field 1)

Argentina 11 (4-1)

Player	AB	R	H	BI	2B	3B	HR	BB	SB	CS	HP	SH	SF	SO	IBB	KL	GDP	PO	A	E
PEKER cf	4	1	0	0	0	0	0	1	1	0	0	0	0	0	0	0	0	0	0	0
MINIGUTTI rf	4	2	2	1	0	0	0	0	1	0	0	0	0	1	0	0	0	0	0	0
ZARA dp	4	3	3	2	2	0	0	0	1	0	0	0	0	0	0	0	0	0	0	0
MATA C 1b	4	0	0	1	0	0	0	0	0	0	0	0	0	2	0	0	0	0	1	1
OJEDA ss	4	1	2	2	0	0	1	0	0	0	0	0	0	1	0	0	0	0	0	0
MONTERO MAR lf	1	1	0	0	0	0	0	3	0	0	0	0	0	0	0	0	0	0	0	0
LATASA c	3	1	1	0	0	0	0	1	0	0	0	0	0	1	0	0	0	18	1	0
LOMBARDO 3b	3	1	1	3	0	0	1	1	0	0	0	0	0	1	0	0	0	0	0	0
EDER 2b	4	1	1	0	0	0	0	0	1	0	0	0	0	0	0	0	0	0	2	0
GONZALEZ p	0	0	0	0	0	0	0	0	0	0	0	0	0	0	0	0	0	0	0	0
Totals.....	31	11	10	9	2	0	2	6	4	0	0	0	0	6	0	0	0	21	2	0

India 0 (0-5)

Player	AB	R	H	BI	2B	3B	HR	BB	SB	CS	HP	SH	SF	SO	IBB	KL	GDP	PO	A	E
SINGH S 2b	3	0	0	0	0	0	0	0	0	0	0	0	0	3	0	1	0	2	2	0
KUMAR D cf	3	0	0	0	0	0	0	0	0	0	0	0	0	2	0	1	0	1	0	0
KUMAR H rf	3	0	0	0	0	0	0	0	0	0	0	0	0	3	0	0	0	1	0	0
KUMAR C c	2	0	0	0	0	0	0	0	0	0	0	0	0	2	0	0	0	6	1	1
SUNIL 3b	2	0	0	0	0	0	0	0	0	0	0	0	0	1	0	1	0	0	0	0
DEEPAK p/lb	2	0	0	0	0	0	0	0	0	0	0	0	0	2	0	0	0	1	2	0
VINEETH ss	2	0	0	0	0	0	0	0	0	0	0	0	0	1	0	0	0	2	2	0
SUMIT dp	2	0	0	0	0	0	0	0	0	0	0	0	0	2	0	1	0	0	0	0
RAVI lb/p	2	0	0	0	0	0	0	0	0	0	0	0	0	2	0	0	0	6	0	0
AJMAL lf	0	0	0	0	0	0	0	0	0	0	0	0	0	0	0	0	0	2	0	0
Totals.....	21	0	0	0	0	0	0	0	0	0	0	0	0	18	0	4	0	21	7	1

Argentina	IP	H	R	ER	BB	SO	WP	HB	BK	IBB	SH	SF	CI	2B	3B	HR	AB	BF	FO	GO
GONZALEZ W,1-0	7.0	0	0	0	0	18	0	0	0	0	0	0	0	0	0	0	21	21	1	2

India	IP	H	R	ER	BB	SO	WP	HB	BK	IBB	SH	SF	CI	2B	3B	HR	AB	BF	FO	GO
DEEPAK L,0-2	6.2	7	8	8	6	5	6	0	0	0	0	0	0	2	0	1	27	33	8	7
RAVI	0.1	3	3	3	0	1	0	0	0	0	0	0	0	0	0	1	4	4	0	0

Umpires - HP: RAMIREZ Enrique (CUB) 1B: TABINUKI Toyo (JPN) 2B: CARTER Jason (AUS)
3B: MATABOGE Abel (BOT)
Scorers - HAMMEL Elise (CAN), HAMMEL Maury (CAN), BURNS Susan (CAN)
TC - CLOUTS Darryl (AUS)

Start: 13:56 Time: 1:25 Attendance: 100
Weather: Overcast

Game notes: None

GAME SUMMARY - RESULTADO DEL PARTIDO 37



GREAT BRITAIN - JAPAN



Japan..... 016 7 - 14 9 0 (4-1)
Great Britain..... 000 0 - 0 0 2 (0-5)

Jul 11, 2017 at Whitehorse (Field 2)

Japan 14 (4-1)

Player	AB	R	H	BI	2B	3B	HR	BB	SB	CS	HP	SH	SF	SO	IBB	KL	GDP	PO	A	E
MORITA lf	4	1	2	1	1	0	0	0	1	0	0	0	0	1	0	0	0	0	0	0
SAWADA 2b	0	0	0	0	0	0	0	2	0	0	0	0	0	0	0	0	0	0	0	0
MERA ph/3b	0	1	0	1	0	0	0	0	0	0	1	0	1	0	0	0	0	0	0	0
TOKOI rf	3	1	2	2	0	0	0	1	0	0	0	0	0	0	0	0	0	0	0	0
MATSUDA dp/p	2	1	0	0	0	0	0	1	0	0	1	0	0	0	0	0	0	0	0	0
URAMOTO 1b	2	1	1	1	0	0	1	0	0	0	0	0	0	1	0	0	0	3	0	0
KOMIYAMA 1b	2	0	1	2	0	0	0	0	0	0	0	0	0	0	0	0	0	0	0	0
KAWADA cf	4	2	2	2	0	0	2	0	0	0	0	0	0	2	0	0	0	0	0	0
KATAOKA c	0	2	0	0	0	0	0	1	0	0	1	0	0	0	0	0	0	6	0	0
OISHI ph/c	0	1	0	0	0	0	0	1	0	0	0	0	0	0	0	0	0	2	0	0
KOSHIKIYA ss	1	2	0	0	0	0	0	1	0	0	1	0	0	1	0	0	0	0	2	0
ITOSE 3b/2b	2	2	1	3	0	0	1	0	0	0	1	0	0	0	0	0	0	1	1	0
MORI p	0	0	0	0	0	0	0	0	0	0	0	0	0	0	0	0	0	0	0	0
YAMAWAKI p	0	0	0	0	0	0	0	0	0	0	0	0	0	0	0	0	0	0	0	0
Totals.....	20	14	9	12	1	0	4	7	1	0	5	0	1	5	0	0	0	12	3	0

Great Britain 0 (0-5)

Player	AB	R	H	BI	2B	3B	HR	BB	SB	CS	HP	SH	SF	SO	IBB	KL	GDP	PO	A	E
STOCKFORD K 1b	2	0	0	0	0	0	0	0	0	0	0	0	0	0	0	0	0	3	0	0
O-NEILL ss	1	0	0	0	0	0	0	1	0	0	0	0	0	1	0	1	0	1	0	0
PETERS lf	2	0	0	0	0	0	0	0	0	0	0	0	0	0	0	0	0	3	0	0
DARBY p	2	0	0	0	0	0	0	0	0	0	0	0	0	1	0	0	0	0	0	0
DAVIES c	1	0	0	0	0	0	0	0	0	0	0	0	0	1	0	0	0	3	2	0
GALE dp	1	0	0	0	0	0	0	0	0	0	0	0	0	1	0	0	0	0	0	0
PRISCOTT rf	1	0	0	0	0	0	0	0	0	0	0	0	0	1	0	1	0	0	0	0
HARRISON cf	1	0	0	0	0	0	0	0	0	0	0	0	0	1	0	0	0	1	0	2
TONLIN 2b	1	0	0	0	0	0	0	0	0	0	0	0	0	1	0	0	0	1	0	0
ASWANI 3b	0	0	0	0	0	0	0	0	0	0	0	0	0	0	0	0	0	0	1	0
Totals.....	12	0	0	0	0	0	0	1	0	0	0	0	0	7	0	2	0	12	3	2

Japan	IP	H	R	ER	BB	SO	WP	HB	BK	IBB	SH	SF	CI	2B	3B	HR	AB	BF	FO	GO
MORI	0.0	0	0	0	0	0	0	0	0	0	0	0	0	0	0	0	0	0	0	0
MATSUDA W,2-0	3.0	0	0	0	1	5	0	0	1	0	0	0	0	0	0	0	9	10	1	3
YAMAWAKI	1.0	0	0	0	0	2	0	0	0	0	0	0	0	0	0	0	3	3	1	0

Great Britain	IP	H	R	ER	BB	SO	WP	HB	BK	IBB	SH	SF	CI	2B	3B	HR	AB	BF	FO	GO
DARBY L,0-2	4.0	9	14	12	7	5	4	5	0	0	0	1	0	1	0	4	20	33	6	1

Umpires - HP: WAITE Casey (USA) 1B: MMAKOLA Ashley (RSA) 2B: KAIARUNA Tony (NZL)
3B: DOSTAL Jiri (CZE)
Scorers - STEWART Kathy (CAN), BURNS Erin (CAN), HAMMEL Rebecca (CAN)
TC - CLOUTS Darryl (AUS)

Start: 15:00 Time: 1:20 Attendance: 87
Weather: Overcast

Game notes: None

GAME SUMMARY - RESULTADO DEL PARTIDO 38



NEW ZEALAND - VENEZUELA



Venezuela..... 120 211 0 - 7 10 2 (4-1)
New Zealand..... 011 010 0 - 3 9 1 (4-1)

Jul 11, 2017 at Whitehorse (Field 1)

Venezuela 7 (4-1)

Player	AB	R	H	BI	2B	3B	HR	BB	SB	CS	HP	SH	SF	SO	IBB	KL	GDP	PO	A	E
QUERALES cf	3	0	1	1	0	0	0	0	0	0	0	0	1	2	0	0	0	1	0	0
PAEZ 3b	2	0	0	0	0	0	0	1	0	0	0	0	0	1	0	1	1	0	1	0
ACACIO ph	1	0	0	0	0	0	0	0	0	0	0	0	0	0	0	0	0	0	0	0
CHIRINOS ss	4	2	2	1	0	0	1	0	0	0	0	0	0	1	0	0	0	1	4	1
FLORES c	4	0	1	0	0	0	0	0	0	0	0	0	0	1	0	0	0	4	2	0
OJEDA pr	0	0	0	0	0	0	0	0	0	0	0	0	0	0	0	0	0	0	0	0
CARRENO lf	3	1	0	1	0	0	0	1	1	0	0	0	0	0	0	0	0	2	0	0
PINTO dp	4	1	1	0	0	0	0	0	0	0	0	0	0	2	0	1	0	0	0	0
LIMA 2b	3	3	3	3	0	0	1	1	0	0	0	0	0	0	1	0	0	4	2	1
ZAMBRANO 1b	4	0	1	0	0	0	0	0	0	0	0	0	0	2	0	1	0	8	1	0
LINARES rf	2	0	1	1	0	0	0	1	0	0	0	0	0	1	0	1	0	1	0	0
GUERRERO pr	0	0	0	0	0	0	0	0	0	0	0	0	0	0	0	0	0	0	0	0
URBANEJA p	0	0	0	0	0	0	0	0	0	0	0	0	0	0	0	0	0	0	2	0
Totals.....	30	7	10	7	0	0	2	4	1	0	0	0	1	10	1	4	1	21	12	2

New Zealand 3 (4-1)

Player	AB	R	H	BI	2B	3B	HR	BB	SB	CS	HP	SH	SF	SO	IBB	KL	GDP	PO	A	E
EVANS C ss	3	0	1	0	0	0	0	1	0	0	0	0	0	0	0	0	0	0	2	1
NUKUNUKU 2b	4	1	2	1	0	1	0	0	0	0	0	0	0	0	0	0	0	2	1	0
ENOKA T lf	4	0	2	0	0	0	0	0	0	0	0	0	0	1	0	0	0	0	0	0
RONA 1b	3	0	1	1	0	0	0	0	0	0	0	0	0	0	0	0	0	3	0	0
EVANS J pr	0	0	0	0	0	0	0	0	0	0	0	0	0	0	0	0	0	0	0	0
LAULA dp	3	0	0	0	0	0	0	0	0	0	0	0	0	1	0	0	0	0	0	0
COMPAIN rf	3	1	1	1	0	0	1	0	0	0	0	0	0	0	0	0	0	0	0	0
BARTORILLO 3b	3	0	1	0	0	0	0	0	0	0	0	0	0	1	0	0	0	1	0	0
VAN LIESHOUT c	2	0	0	0	0	0	0	0	0	0	0	0	0	1	0	0	0	11	0	0
HARBROW ph	1	0	0	0	0	0	0	0	0	0	0	0	0	0	0	0	0	0	0	0
ENOKA C cf	3	1	1	0	0	0	0	0	0	0	0	0	0	0	0	0	0	3	0	0
HAYES p	0	0	0	0	0	0	0	0	0	0	0	0	0	0	0	0	0	1	2	0
PETTETT p	0	0	0	0	0	0	0	0	0	0	0	0	0	0	0	0	0	0	1	0
Totals.....	29	3	9	3	0	1	1	1	0	0	0	0	0	4	0	0	0	21	6	1

Venezuela	IP	H	R	ER	BB	SO	WP	HB	BK	IBB	SH	SF	CI	2B	3B	HR	AB	BF	FO	GO
URBANEJA W,2-0	7.0	9	3	3	1	4	0	0	0	0	0	0	0	0	1	1	29	30	5	9

New Zealand	IP	H	R	ER	BB	SO	WP	HB	BK	IBB	SH	SF	CI	2B	3B	HR	AB	BF	FO	GO
HAYES L,1-1	5.0	8	6	5	1	8	0	0	1	0	0	0	0	0	0	2	23	24	2	4
PETTETT	2.0	2	1	0	3	2	2	0	0	1	0	1	0	0	0	0	7	11	3	1

Umpires - HP: EVANS Leigh (AUS) 1B: LOPEZ William (PUR) 2B: ENDO Nobuhiro (JPN)
3B: SKJERVEN Gary (CAN)
Scorers - HAMMEL Elise (CAN), HAMMEL Maury (CAN), NESS Sharon (CAN)
TC - CLOUTS Darryl (AUS)

Start: 16:31 Time: 2:25 Attendance: 500
Weather: Overcast

Game notes: None

GAME SUMMARY - RESULTADO DEL PARTIDO 39



USA – DOMINICAN REPUBLIC



Dominican Republic.. 101 0 - 2 6 1 (3-2)
United States..... 408 X - 12 8 0 (3-2)

Jul 11, 2017 at Whitehorse (Field 2)

Dominican Republic 2 (3-2)

Player	AB	R	H	BI	2B	3B	HR	BB	SB	CS	HP	SH	SF	SO	IBB	KL	GDP	PO	A	E
FIGUEROE rf	3	0	0	0	0	0	0	0	0	0	0	0	0	2	0	0	0	0	0	0
VILLAFANA 3b	3	0	0	0	0	0	0	0	0	0	0	0	0	3	0	1	0	1	1	0
VALERIO 1b	2	1	1	1	0	0	1	0	0	0	0	0	0	1	0	1	0	4	0	0
LAHOZ dp	2	1	2	1	0	0	1	0	0	0	0	0	0	0	0	0	0	0	0	0
CHALAS lf	1	0	0	0	0	0	0	0	0	0	1	0	0	1	0	0	0	1	0	0
MORETA c	1	0	0	0	0	0	0	1	0	0	0	0	0	1	0	0	0	2	0	1
NUNEZ 2b	2	0	1	0	0	0	0	0	0	0	0	0	0	1	0	0	0	0	1	0
RAMIREZ ss	2	0	1	0	0	0	0	0	0	0	0	0	0	1	0	0	0	1	0	0
MEDINA cf	2	0	1	0	0	0	0	0	0	0	0	0	0	1	0	1	0	0	0	0
GONZALEZ p	0	0	0	0	0	0	0	0	0	0	0	0	0	0	0	0	0	0	0	0
PEREZ p	0	0	0	0	0	0	0	0	0	0	0	0	0	0	0	0	0	0	0	0
BATISTA p	0	0	0	0	0	0	0	0	0	0	0	0	0	0	0	0	0	0	0	0
MENA p	0	0	0	0	0	0	0	0	0	0	0	0	0	0	0	0	0	0	0	0
Totals.....	18	2	6	2	0	0	2	1	0	0	1	0	0	11	0	3	0	9	2	1

United States 12 (3-2)

Player	AB	R	H	BI	2B	3B	HR	BB	SB	CS	HP	SH	SF	SO	IBB	KL	GDP	PO	A	E
RATLIFF rf	2	2	1	2	0	0	0	1	0	0	0	0	0	0	0	0	0	0	0	0
ZECHMAN dp	0	0	0	0	0	0	0	1	0	0	0	0	0	0	0	0	0	0	0	0
KAY pr/dp	1	2	1	1	0	0	0	1	1	0	0	0	0	0	0	0	0	0	0	0
PALAZZO 1b	3	1	1	3	0	0	1	0	0	0	0	0	0	1	0	0	0	2	0	0
OCHOA lf	2	1	0	0	0	0	0	1	0	0	0	0	0	0	0	0	0	0	0	0
DUDLEY 2b	3	2	2	4	1	0	1	0	0	0	0	0	0	0	0	0	0	0	0	0
SAGDAL cf	1	1	1	1	0	1	0	0	0	0	0	0	1	0	0	0	0	0	0	0
MULLINS c	0	1	0	0	0	0	0	2	0	0	0	0	0	0	0	0	0	10	1	0
CASTILLO 3b	2	1	1	1	0	0	0	0	0	0	0	0	0	0	0	0	0	0	0	0
SAENZ ss	2	1	1	0	0	0	0	0	0	0	0	0	0	1	0	1	0	0	0	0
MANLEY p	0	0	0	0	0	0	0	0	0	0	0	0	0	0	0	0	0	0	1	0
MANCHA p	0	0	0	0	0	0	0	0	0	0	0	0	0	0	0	0	0	0	0	0
Totals.....	16	12	8	12	1	1	2	6	1	0	0	0	1	2	0	1	0	12	2	0

Dominican Republic	IP	H	R	ER	BB	SO	WP	HB	BK	IBB	SH	SF	CI	2B	3B	HR	AB	BF	FO	GO
GONZALEZ L,0-2	0.1	1	4	4	3	1	0	0	0	0	0	0	0	1	0	0	2	5	0	0
PEREZ	2.0	4	5	5	3	1	0	0	0	0	0	1	0	0	1	1	9	13	3	2
BATISTA	0.0	3	3	3	0	0	0	0	0	0	0	0	0	0	0	1	3	3	0	0
MENA	0.2	0	0	0	0	0	0	0	0	0	0	0	0	0	0	0	2	2	0	2

United States	IP	H	R	ER	BB	SO	WP	HB	BK	IBB	SH	SF	CI	2B	3B	HR	AB	BF	FO	GO
MANLEY	1.0	4	1	1	1	2	0	1	0	0	0	0	0	0	0	1	7	9	0	1
MANCHA W,1-2	3.0	2	1	1	0	9	0	0	0	0	0	0	0	0	0	1	11	11	0	0

Umpires - HP: HELMER Daryl (CAN) 1B: PORTEOUS Mark (NZL) 2B: MORRISSEY Mike (CAN)
3B: CARTER Jason (AUS)
Scorers - BURNS Erin (CAN), HAMMEL Rebecca (CAN), STEWART Kathy (CAN)
TC - CLOUTS Darryl (AUS)

Start: 17:30 Time: 1:30 Attendance: 77
Weather: Overcast

Game notes:
MANLEY faced 2 batters in the 2nd.
BATISTA faced 3 batters in the 3rd.

GAME SUMMARY - RESULTADO DEL PARTIDO 40



CANADA - AUSTRALIA



Australia..... 040 000 0 - 4 5 0 (3-2)
Canada..... 041 040 X - 9 8 0 (5-0)

Jul 11, 2017 at Whitehorse (Field 1)

Australia 4 (3-2)

Player	AB	R	H	BI	2B	3B	HR	BB	SB	CS	HP	SH	SF	SO	IBB	KL	GDP	PO	A	E
MATHEWS cf/lf	3	0	0	0	0	0	0	1	0	0	0	0	0	2	0	1	0	1	0	0
TODHUNTER ss	4	0	0	0	0	0	0	0	0	0	0	0	0	1	0	0	0	2	1	0
SHALLES 3b	2	0	1	0	0	0	0	2	0	0	0	0	0	1	1	0	0	0	1	0
WELDON dp	3	0	0	0	0	0	0	0	0	0	0	0	0	3	0	0	0	0	0	0
JEMMOTT ph	1	0	0	0	0	0	0	0	0	0	0	0	0	1	0	0	0	0	0	0
KIRKPATRICK 1b	3	1	2	0	0	0	0	0	0	0	0	0	0	0	0	0	0	6	0	0
O'LEARY rf	2	1	0	0	0	0	0	1	0	0	0	0	0	2	0	2	0	0	0	0
HARRIS lf	3	1	1	1	0	0	0	0	0	0	0	0	0	2	0	0	0	0	0	0
SINCLAIR cf	0	0	0	0	0	0	0	0	0	0	0	0	0	0	0	0	0	2	0	0
MCGOVERN c	1	0	0	0	0	0	0	0	0	0	0	0	0	1	0	1	0	0	0	0
NORTON c	2	0	0	0	0	0	0	0	0	0	0	0	0	2	0	0	0	7	0	0
O'BYRNE 2b	2	1	1	3	0	0	1	1	0	0	0	0	0	0	0	0	0	0	2	0
PETERS p	0	0	0	0	0	0	0	0	0	0	0	0	0	0	0	0	0	0	0	0
FOLKARD p	0	0	0	0	0	0	0	0	0	0	0	0	0	0	0	0	0	0	0	0
FARRELL p	0	0	0	0	0	0	0	0	0	0	0	0	0	0	0	0	0	0	0	0
Totals.....	26	4	5	4	0	0	1	5	0	0	0	0	0	15	1	4	0	18	4	0

Canada 9 (5-0)

Player	AB	R	H	BI	2B	3B	HR	BB	SB	CS	HP	SH	SF	SO	IBB	KL	GDP	PO	A	E
ROY rf	4	0	0	0	0	0	0	0	0	0	0	0	0	3	0	2	0	0	0	0
HORN 2b	4	0	1	0	0	0	0	0	0	0	0	0	0	0	0	0	0	0	1	0
EZEKIEL cf	2	2	0	0	0	0	0	2	0	0	0	0	0	0	0	0	0	1	0	0
MULLALEY 1b	3	1	1	0	0	0	0	0	0	0	0	0	0	0	0	0	0	3	0	0
MAYSON 3b	3	2	3	2	0	0	0	0	0	0	0	0	0	0	0	0	0	0	0	0
HUNTER dp	2	1	0	0	0	0	0	1	0	0	0	0	0	1	0	0	0	0	0	0
JOHNSON lf	3	2	2	3	0	0	1	0	0	0	0	0	0	1	0	0	0	2	0	0
BOLAND R c	3	1	1	4	0	0	1	0	0	0	0	0	0	2	0	0	0	15	0	0
WALUSHKA ss	2	0	0	0	0	0	0	1	0	0	0	0	0	0	0	0	0	0	0	0
CLEARY p	0	0	0	0	0	0	0	0	0	0	0	0	0	0	0	0	0	0	1	0
Totals.....	26	9	8	9	0	0	2	4	0	0	0	0	0	7	0	2	0	21	2	0

Australia	IP	H	R	ER	BB	SO	WP	HB	BK	IBB	SH	SF	CI	2B	3B	HR	AB	BF	FO	GO
PETERS	1.1	3	4	4	2	0	1	0	0	0	0	0	0	0	0	1	7	9	3	1
FOLKARD L,0-2	3.1	4	5	5	2	5	0	0	0	0	0	0	0	0	0	1	14	16	3	2
FARRELL	1.1	1	0	0	0	2	0	0	0	0	0	0	0	0	0	0	5	5	1	1

Canada	IP	H	R	ER	BB	SO	WP	HB	BK	IBB	SH	SF	CI	2B	3B	HR	AB	BF	FO	GO
CLEARY W,2-0	7.0	5	4	4	5	15	0	0	0	1	0	0	0	0	0	1	26	31	5	1

Umpires - HP: SONAK Brian (USA) 1B: KAIARUNA Tony (NZL) 2B: DOSTAL Jiri (CZE)
3B: SOENMEZ Galip (GER)
Scorers - BURNS Susan (CAN), HAMMEL Maury (CAN), HAMMEL Elise (CAN)
TC - CLOUTS Darryl (AUS)

Start: 19:25 Time: 1:56 Attendance: 832
Weather: Overcast

Game notes: None

GAME SUMMARY - RESULTADO DEL PARTIDO 41



BOTSWANA - VENEZUELA



Venezuela..... 220 011 1 - 7 9 1 (5-1)
Botswana..... 000 001 0 - 1 4 2 (3-3)

Jul 12, 2017 at Whiehorse (Field 2)

Venezuela 7 (5-1)

Player	AB	R	H	BI	2B	3B	HR	BB	SB	CS	HP	SH	SF	SO	IBB	KL	GDP	PO	A	E
QUERALES cf	4	1	2	1	0	0	0	0	0	0	0	0	0	2	0	0	0	0	0	0
PAEZ 3b	1	0	0	0	0	0	0	1	0	0	0	0	0	1	0	0	0	0	1	0
OJEDA lf	1	1	0	0	0	0	0	1	0	0	0	0	0	1	0	1	0	0	1	0
CHIRINOS ss	2	0	0	0	0	0	0	0	0	0	0	0	0	1	0	1	0	0	0	0
GUERRERO ss	2	0	0	0	0	0	0	0	0	0	0	0	0	1	0	0	0	0	0	0
FLORES c/dp	4	2	3	3	0	0	1	0	1	0	0	0	0	0	0	0	0	1	0	0
CARRENO lf/3b	4	0	0	0	0	0	0	0	0	0	0	0	0	2	0	0	0	0	0	0
PINTO dp/c	2	1	0	0	0	0	0	2	0	0	0	0	0	0	0	0	0	9	4	0
LIMA 2b	4	1	2	3	0	0	1	0	0	0	0	0	0	1	0	0	0	1	0	0
ZAMBRANO 1b	2	0	1	0	0	0	0	0	0	0	0	0	0	0	0	0	0	4	0	1
ROJAS 1b	2	1	1	0	0	0	0	0	0	0	0	0	0	0	0	0	0	5	0	0
LINARES rf	3	0	0	0	0	0	0	1	0	0	0	0	0	2	0	0	0	0	0	0
PINEDA p	0	0	0	0	0	0	0	0	0	0	0	0	0	0	0	0	0	1	4	0
Totals.....	31	7	9	7	0	0	2	5	1	0	0	0	0	11	0	2	0	21	10	1

Botswana 1 (3-3)

Player	AB	R	H	BI	2B	3B	HR	BB	SB	CS	HP	SH	SF	SO	IBB	KL	GDP	PO	A	E
MANAKA 2b	1	0	0	0	0	0	0	1	0	0	0	0	0	1	0	0	0	1	2	0
GAROGWE ph	1	1	1	0	0	0	0	0	0	0	0	0	0	0	0	0	0	0	0	0
LEKGO THU 1b	2	0	0	0	0	0	0	0	0	0	0	1	0	0	0	0	0	4	0	0
MOALOSI c	2	0	0	0	0	0	0	0	0	0	0	0	0	1	0	0	0	11	0	0
GUDU ph	1	0	0	0	0	0	0	0	0	0	0	0	0	0	0	0	0	0	0	0
SIMWANZA cf	3	0	1	1	1	0	0	0	0	0	0	0	0	1	0	1	0	2	0	0
DEKOKER ss	3	0	0	0	0	0	0	0	0	0	0	0	0	2	0	1	0	3	0	1
TSHELAMETS R dp/p	1	0	0	0	0	0	0	0	0	0	0	0	0	1	0	1	0	0	0	0
MOTSUMI ph/dp	2	0	0	0	0	0	0	0	0	0	0	0	0	2	0	1	0	0	0	0
TSHELAMETS G rf	2	0	0	0	0	0	0	0	0	0	0	0	0	0	0	0	0	0	0	0
KGOSIMORE ph	1	0	0	0	0	0	0	0	0	0	0	0	0	0	0	0	0	0	0	0
SHALOBANE lf	2	0	1	0	0	0	0	0	0	0	0	0	0	1	0	1	0	0	0	1
LEGAU ph	1	0	1	0	0	0	0	0	0	0	0	0	0	0	0	0	0	0	0	0
MATLHO 3b	2	0	0	0	0	0	0	0	0	0	0	0	0	2	0	0	0	0	1	0
MOTSHOLATHEB ph	1	0	0	0	0	0	0	0	0	0	0	0	0	1	0	0	0	0	0	0
MOGALE p	0	0	0	0	0	0	0	0	0	0	0	0	0	0	0	0	0	0	2	0
Totals.....	25	1	4	1	1	0	0	1	0	0	0	1	0	12	0	5	0	21	5	2

Venezuela	IP	H	R	ER	BB	SO	WP	HB	BK	IBB	SH	SF	CI	2B	3B	HR	AB	BF	FO	GO
PINEDA W,1-0	7.0	4	1	1	1	12	0	0	1	0	1	0	0	1	0	0	25	27	2	6

Botswana	IP	H	R	ER	BB	SO	WP	HB	BK	IBB	SH	SF	CI	2B	3B	HR	AB	BF	FO	GO
MOGALE	6.0	6	3	1	4	10	4	0	0	0	0	0	0	0	0	0	25	29	4	4
TSHELAMETS R L,0-1	1.0	3	4	4	1	1	0	0	0	0	0	0	0	0	0	2	6	7	0	2

Umpires - HP: LOPEZ William (PUR) 1B: EVANS Leigh (AUS) 2B: TABINUKI Toyomatsu (JPN)
3B: LISS Vladimir (CZE)
Scorers - STEWART Kathy (CAN), BURNS Erin (CAN), HAMMEL Rebecca (CAN)
TC - CLOUTS Darryl (AUS)

Start: 10:00 Time: 1:50 Attendance: 111
Weather: Partly Sunny

Game notes:
TSHELAMETS R faced 2 batters in the 2nd.

GAME SUMMARY - RESULTADO DEL PARTIDO 42



HONG KONG - USA



 United States..... (11)23 - 16 13 0 (4-2)
 Hong Kong..... 0 00 - 0 1 2 (1-5)

Jul 12, 2017 at Whitehorse (Field 1)

United States 16 (4-2)

Player	AB	R	H	BI	2B	3B	HR	BB	SB	CS	HP	SH	SF	SO	IBB	KL	GDP	PO	A	E
TAN rf	3	2	2	1	0	0	1	0	0	0	0	0	0	0	0	0	0	0	0	0
ZECHMAN 3b	2	3	2	1	0	0	0	0	0	0	1	0	0	0	0	0	0	0	1	0
PALAZZO 1b	3	2	2	3	0	0	1	0	0	0	0	0	0	1	0	1	0	2	0	0
OCHOA lf	3	2	1	1	0	0	1	0	0	0	0	0	0	0	0	0	0	0	0	0
CASTILLO 2b	3	1	1	3	0	0	1	0	0	0	0	0	0	0	0	0	0	1	0	0
TURNER dp	3	2	2	3	0	0	1	0	0	0	0	0	0	0	0	0	0	0	0	0
KAY cf	3	1	0	0	0	0	0	0	0	0	0	0	0	0	0	0	0	0	0	0
NOWACZYK c	2	2	2	3	1	0	1	0	0	0	0	0	0	0	0	0	0	6	0	0
HEINLEIN ss	2	1	1	1	0	0	0	0	0	0	0	0	0	1	0	0	0	0	1	0
WEILER p	0	0	0	0	0	0	0	0	0	0	0	0	0	0	0	0	0	0	0	0
Totals.....	24	16	13	16	1	0	6	0	0	0	1	0	0	2	0	1	0	9	2	0

Hong Kong 0 (1-5)

Player	AB	R	H	BI	2B	3B	HR	BB	SB	CS	HP	SH	SF	SO	IBB	KL	GDP	PO	A	E
PANG 2b	2	0	0	0	0	0	0	0	0	0	0	0	0	2	0	0	0	0	1	0
CHEUNG ss	1	0	0	0	0	0	0	0	0	0	0	0	0	0	0	0	0	0	0	0
OSHIMA cf	1	0	0	0	0	0	0	0	0	0	0	0	0	1	0	0	0	3	0	0
NG c	1	0	1	0	0	0	0	0	0	0	0	0	0	0	0	0	0	2	0	0
WONG dp	1	0	0	0	0	0	0	0	0	0	0	0	0	1	0	0	0	0	0	0
CHAN C lf/rf	1	0	0	0	0	0	0	0	0	0	0	0	0	0	0	0	0	0	0	0
CHENG 3b	1	0	0	0	0	0	0	0	0	0	0	0	0	1	0	0	0	0	3	0
WU 1b	1	0	0	0	0	0	0	0	0	0	0	0	0	1	0	0	0	4	0	0
SIU rf	0	0	0	0	0	0	0	0	0	0	0	0	0	0	0	0	0	0	0	2
LAU lf	1	0	0	0	0	0	0	0	0	0	0	0	0	0	0	0	0	0	0	0
TANG p	0	0	0	0	0	0	0	0	0	0	0	0	0	0	0	0	0	0	0	0
LING p	0	0	0	0	0	0	0	0	0	0	0	0	0	0	0	0	0	0	0	0
Totals.....	10	0	1	0	0	0	0	0	0	0	0	0	0	6	0	0	0	9	4	2

United States	IP	H	R	ER	BB	SO	WP	HB	BK	IBB	SH	SF	CI	2B	3B	HR	AB	BF	FO	GO
WEILER W,2-0	3.0	1	0	0	0	6	0	0	0	0	0	0	0	0	0	0	10	10	0	3
Hong Kong	IP	H	R	ER	BB	SO	WP	HB	BK	IBB	SH	SF	CI	2B	3B	HR	AB	BF	FO	GO
TANG L,0-2	1.0	8	11	3	0	1	0	1	0	0	0	0	0	1	0	4	13	14	0	2
LING	2.0	5	5	5	0	1	0	0	0	0	0	0	0	0	0	2	11	11	3	2

Umpires - HP: MMAKOLA Ashley (RSA) 1B: DOSTAL Jiri (CZE) 2B: SOENMEZ Galip (GER)
 3B: FALCON Carlos (VEN)
 Scorers - HAMMEL Elise (CAN), HAMMEL Maury (CAN), BURNS Susan (CAN)
 TC - CLOUTS Darryl (AUS)

Start: 11:25 Time: 0:56 Attendance: 50
 Weather: Cloudy

Game notes: None

GAME SUMMARY - RESULTADO DEL PARTIDO 43



SOUTH AFRICA - INDIA



India..... 000 000 2 - 2 6 0 (0-6)
South Africa..... 015 000 X - 6 5 0 (2-4)

Jul 12, 2017 at Whitehorse (Field 2)

India 2 (0-6)

Player	AB	R	H	BI	2B	3B	HR	BB	SB	CS	HP	SH	SF	SO	IBB	KL	GDP	PO	A	E
SINGH S 2b	4	0	1	1	1	0	0	0	0	0	0	0	0	0	0	0	1	0	2	0
KUMAR D cf	4	0	0	0	0	0	0	0	0	0	0	0	0	1	0	1	0	2	0	0
KUMAR H rf	2	0	1	0	0	0	0	1	0	0	0	0	0	0	0	0	0	1	0	0
SUNIL 3b	3	0	0	0	0	0	0	0	0	0	0	0	0	1	0	0	0	0	4	0
KUMAR C dp	3	1	1	0	1	0	0	0	0	0	0	0	0	1	0	0	0	0	0	0
DEEPAK p	3	0	0	0	0	0	0	0	0	0	0	0	0	0	0	0	0	0	0	0
KISHAN p	0	0	0	0	0	0	0	0	0	0	0	0	0	0	0	0	0	0	0	0
VINEETH ss	3	1	3	1	0	0	0	0	0	0	0	0	0	0	0	0	0	0	0	2
SINGH R 1b	2	0	0	0	0	0	0	1	0	0	0	0	0	1	0	0	0	8	0	0
DANDALE c	2	0	0	0	0	0	0	1	0	0	0	0	0	1	0	1	0	7	0	0
AJMAL lf	0	0	0	0	0	0	0	0	0	0	0	0	0	0	0	0	0	0	0	0
DHRUV lf	0	0	0	0	0	0	0	0	0	0	0	0	0	0	0	0	0	0	0	0
Totals.....	26	2	6	2	2	0	0	3	0	0	0	0	0	5	0	2	1	18	8	0

South Africa 6 (2-4)

Player	AB	R	H	BI	2B	3B	HR	BB	SB	CS	HP	SH	SF	SO	IBB	KL	GDP	PO	A	E
PHALADI 1b	4	1	1	0	0	0	0	0	0	0	0	0	0	2	0	0	0	8	0	0
BANN 2b	3	1	1	0	0	0	0	0	0	0	0	0	0	0	0	0	0	0	0	0
MOLOKOANE dp	2	1	0	0	0	0	0	1	0	0	0	0	0	0	0	0	0	0	0	0
BOUILLON ss	2	1	0	1	0	0	0	1	0	0	0	0	0	1	0	1	0	1	2	0
SMALL 3b	1	2	1	1	0	0	0	2	2	0	0	0	0	0	0	0	0	0	0	0
FROST lf	3	0	1	2	1	0	0	0	0	0	0	0	0	1	0	1	0	1	0	0
MAPHETO rf	3	0	1	2	1	0	0	0	0	0	0	0	0	0	0	0	0	3	0	0
CHEPAPE c	3	0	0	0	0	0	0	0	0	0	0	0	0	1	0	0	0	5	1	0
MCGREGOR - L cf	2	0	0	0	0	0	0	1	1	0	0	0	0	2	0	0	0	2	0	0
THUPUDI p	0	0	0	0	0	0	0	0	0	0	0	0	0	0	0	0	0	1	3	0
MOGASHOA p	0	0	0	0	0	0	0	0	0	0	0	0	0	0	0	0	0	0	1	0
Totals.....	23	6	5	6	2	0	0	5	3	0	0	0	0	7	0	2	0	21	7	0

India	IP	H	R	ER	BB	SO	WP	HB	BK	IBB	SH	SF	CI	2B	3B	HR	AB	BF	FO	GO
DEEPAK L,0-3	6.0	4	4	4	3	7	2	0	0	0	0	0	0	1	0	0	22	25	3	8
KISHAN	0.0	1	2	2	2	0	0	0	0	0	0	0	0	1	0	0	1	3	0	0

South Africa	IP	H	R	ER	BB	SO	WP	HB	BK	IBB	SH	SF	CI	2B	3B	HR	AB	BF	FO	GO
THUPUDI W,1-0	4.2	2	0	0	2	2	0	0	0	0	0	0	0	1	0	0	15	17	5	6
MOGASHOA	2.1	4	2	2	1	3	0	0	0	0	0	0	0	1	0	0	11	12	2	2

Umpires - HP: MATABOGE Abel (BOT) 1B: ENDO Nobuhiro (JPN) 2B: HELMER Daryl (CAN)
3B: MORRISSEY Mike (CAN)
Scorers - BURNS Erin (CAN), HAMMEL Rebecca (CAN), STEWART Kathy (CAN)
TC - CLOUTS Darryl (AUS)

Start: 12:30 Time: 1:40 Attendance: 89
Weather: Overcast

Game notes:
KISHAN faced 3 batters in the 3rd.

GAME SUMMARY - RESULTADO DEL PARTIDO 44



TURKEY - GREAT BRITAIN



Great Britain..... 77(10) - 24 21 1 (1-5)
Turkey..... 100 - 1 2 2 (0-6)

Jul 12, 2017 at Whitehorse (Field 1)

Great Britain 24 (1-5)

Player	AB	R	H	BI	2B	3B	HR	BB	SB	CS	HP	SH	SF	SO	IBB	KL	GDP	PO	A	E
STOCKFORD K 1b	4	3	3	3	2	0	0	1	0	0	0	0	0	0	0	0	0	6	0	0
O-NEILL p	3	2	3	4	0	0	1	2	0	0	0	0	0	0	0	0	0	0	1	0
PETERS dp	1	0	0	1	0	0	0	1	0	0	0	0	0	0	0	0	0	0	0	0
DARBY cf	3	2	1	3	0	0	1	1	0	0	0	0	0	0	0	0	1	0	0	0
DAVIES c	3	3	3	0	0	0	0	1	0	0	0	0	0	0	0	0	0	3	1	1
GALE 2b	1	3	1	1	0	0	0	2	0	0	0	0	1	0	0	0	0	0	2	0
HARRISON rf	3	4	3	6	0	1	1	1	0	0	0	0	0	0	0	0	0	0	0	0
TONLIN ss	3	3	2	3	1	0	0	1	0	0	0	0	0	0	0	0	0	0	0	0
ASWANI 3b	1	2	1	2	1	0	0	1	0	0	0	0	0	0	0	0	0	0	1	0
LINTON ph	2	0	1	0	0	0	0	0	0	0	0	0	0	0	0	0	0	0	0	0
PRISCOTT lf	3	2	3	1	1	0	0	0	0	0	0	0	0	0	0	0	0	0	0	0
Totals.....	27	24	21	24	5	1	3	11	0	0	0	0	1	0	0	0	1	9	5	1

Turkey 1 (0-6)

Player	AB	R	H	BI	2B	3B	HR	BB	SB	CS	HP	SH	SF	SO	IBB	KL	GDP	PO	A	E
ALACAOEZ c	2	1	0	0	0	0	0	0	0	0	0	0	0	1	0	0	0	0	0	0
PEHLIVANOGLU 1b	1	0	0	0	0	0	0	0	0	0	0	1	0	1	0	0	0	1	0	0
CAN rf	2	0	0	0	0	0	0	0	0	0	0	0	0	1	0	0	0	0	0	0
ATES ss/cf	1	0	1	1	0	0	0	0	0	0	0	0	0	0	0	0	0	2	1	0
PAZAN 2b	1	0	1	0	0	0	0	0	0	0	0	0	0	0	0	0	0	3	0	2
TAS 3b	0	0	0	0	0	0	0	0	0	0	0	0	0	0	0	0	0	1	1	0
COLAK 3b	1	0	0	0	0	0	0	0	0	0	0	0	0	0	0	0	0	1	0	0
TURKDOGAN lf	1	0	0	0	0	0	0	0	0	0	0	0	0	1	0	1	0	0	0	0
YILDIRIM cf/p	1	0	0	0	0	0	0	0	0	0	0	0	0	1	0	0	0	0	0	0
ETGU p/cf	1	0	0	0	0	0	0	0	0	0	0	0	0	0	0	0	0	1	1	0
Totals.....	11	1	2	1	0	0	0	0	0	0	0	1	0	5	0	1	0	9	3	2

Great Britain IP H R ER BB SO WP HB BK IBB SH SF CI 2B 3B HR AB BF FO GO

O-NEILL W,1-0 3.0 2 1 0 0 5 0 0 0 0 1 0 0 0 0 0 0 11 12 0 5

Turkey IP H R ER BB SO WP HB BK IBB SH SF CI 2B 3B HR AB BF FO GO

ETGU L,0-5 1.0 5 9 3 7 0 3 0 0 0 0 0 0 3 0 0 8 15 1 1

YILDIRIM 2.0 16 15 15 4 0 0 0 0 0 0 1 0 2 1 3 19 24 2 1

Umpires - HP: RAMIREZ Enrique (CUB) 1B: LISS Vladimir (CZE) 2B: KLUSZCZYNSKI Peter (CAN) 3B: TABINUKI Toyomatsu (JPN)

Scorers - BURNS Susan (CAN), HAMMEL Maury (CAN), HAMMEL Elise (CAN)

TC - CLOUTS Darryl (AUS)

Start: 13:55 Time: 1:05 Attendance: 100

Weather: Cloudy

Game notes:

ETGU faced 2 batters in the 2nd.

GAME SUMMARY - RESULTADO DEL PARTIDO 45



DENMARK – NEW ZEALAND



New Zealand..... 240 02 - 8 8 0 (5-1)
Denmark..... 000 10 - 1 3 1 (3-3)

Jul 12, 2017 at Whitehorse (Field 2)

New Zealand 8 (5-1)

Player	AB	R	H	BI	2B	3B	HR	BB	SB	CS	HP	SH	SF	SO	IBB	KL	GDP	PO	A	E
ENOKA C cf	2	2	1	1	0	0	1	1	0	0	0	0	0	1	0	0	0	1	0	0
RONA ph	1	0	0	1	0	0	0	0	0	0	0	0	0	0	0	0	0	0	0	0
EVANS J 2b	3	1	1	1	0	0	1	1	0	1	0	0	0	0	0	0	0	1	1	0
NUKUNUKU 1b	1	0	0	0	0	0	0	1	0	0	0	0	0	1	0	0	0	0	0	0
GOLLAN p	1	0	1	0	0	0	0	0	0	0	0	0	0	0	0	0	0	0	0	0
LAULA rf	2	0	1	0	0	0	0	1	0	0	0	0	0	0	0	0	0	1	0	0
ENOKA T lf	3	0	0	0	0	0	0	0	0	0	0	0	0	2	0	1	0	1	0	0
FLETCHER dp/lb	3	0	0	0	0	0	0	0	0	0	0	0	0	1	0	0	0	1	0	0
COMPAIN c	3	2	2	0	0	0	0	0	0	0	0	0	0	0	0	0	0	9	0	0
HARBROW 3b	2	2	1	0	0	0	0	1	0	0	0	0	0	0	0	0	0	0	0	0
EVANS C ss	1	1	1	3	0	0	1	1	0	0	0	0	0	0	0	0	0	1	0	0
BARTORILLO ph/ss	1	0	0	0	0	0	0	0	0	0	0	0	0	0	0	0	0	0	0	0
PETTETT p	0	0	0	0	0	0	0	0	0	0	0	0	0	0	0	0	0	0	0	0
Totals.....	23	8	8	6	0	0	3	6	0	1	0	0	0	5	0	1	0	15	1	0

Denmark 1 (3-3)

Player	AB	R	H	BI	2B	3B	HR	BB	SB	CS	HP	SH	SF	SO	IBB	KL	GDP	PO	A	E
TERKELSEN lf/dp	2	0	0	0	0	0	0	0	0	0	0	0	0	0	0	0	0	0	0	0
BROWN dp/rf	2	0	0	0	0	0	0	0	0	0	0	0	0	1	0	0	0	0	0	0
JULENON 1b/dp	2	0	1	0	1	0	0	0	0	0	0	0	0	0	0	0	0	1	0	0
SIMONSEN cf	2	1	1	1	0	0	1	0	0	0	0	0	0	1	0	0	0	4	0	0
JOERGENSEN c/dp	2	0	1	0	0	0	0	0	0	0	0	0	0	1	0	1	0	3	0	0
LOHMANN pr/p	0	0	0	0	0	0	0	0	0	0	0	0	0	0	0	0	0	0	1	0
NIHOEJ 2b	2	0	0	0	0	0	0	0	0	0	0	0	0	2	0	2	0	0	1	0
ANDERSEN rf/lf	2	0	0	0	0	0	0	0	0	0	0	0	0	2	0	0	0	4	0	0
HANSEN p	0	0	0	0	0	0	0	0	0	0	0	0	0	0	0	0	0	0	0	0
SVANE c	2	0	0	0	0	0	0	0	0	0	0	0	0	0	0	0	0	2	1	0
LORENTSEN 3b	1	0	0	0	0	0	0	0	0	0	0	0	0	1	0	0	0	1	2	0
GORLEN ph	1	0	0	0	0	0	0	0	0	0	0	0	0	0	0	0	0	0	0	0
NIELSEN ss	0	0	0	0	0	0	0	0	0	0	0	0	0	0	0	0	0	0	0	1
MILNE ss	0	0	0	0	0	0	0	0	0	0	0	0	0	0	0	0	0	0	1	0
Totals.....	18	1	3	1	1	0	1	0	0	0	0	0	0	8	0	3	0	15	6	1

New Zealand	IP	H	R	ER	BB	SO	WP	HB	BK	IBB	SH	SF	CI	2B	3B	HR	AB	BF	FO	GO
PETTETT	2.0	1	0	0	0	4	0	0	0	0	0	0	0	1	0	0	7	7	2	0
GOLLAN W,1-0	3.0	2	1	1	0	4	0	0	0	0	0	0	0	0	0	1	11	11	4	1

Denmark	IP	H	R	ER	BB	SO	WP	HB	BK	IBB	SH	SF	CI	2B	3B	HR	AB	BF	FO	GO
HANSEN L,2-3	1.1	5	6	5	1	3	0	0	0	0	0	0	0	0	0	3	9	10	0	1
TERKELSEN	2.2	2	0	0	4	2	2	0	0	0	0	0	0	0	0	0	10	14	5	1
LOHMANN	1.0	1	2	2	1	0	1	0	0	0	0	0	0	0	0	0	4	5	0	3

Umpires - HP: SONAK Brian (USA) 1B: CARTER Jason (AUS) 2B: DOSTAL Jiri (CZE)
3B: WAITE Casey (USA)
Scorers - STEWART Kathy (CAN), HAMMEL Rebecca (CAN), BURNS Erin (CAN)
TC - CLOUTS Darryl (AUS)

Start: 15:00 Time: 1:30 Attendance: 222
Weather: Partly cloudy

Game notes: None

GAME SUMMARY - RESULTADO DEL PARTIDO 46



CZECH REPUBLIC - JAPAN



Japan..... 340 11 - 9 9 0 (5-1)
Czech Republic..... 001 00 - 1 3 1 (2-4)

Jul 12, 2017 at Whitehorse (Field 1)

Japan 9 (5-1)

Player	AB	R	H	BI	2B	3B	HR	BB	SB	CS	HP	SH	SF	SO	IBB	KL	GDP	PO	A	E
MORITA lf	4	1	1	1	0	0	1	0	0	0	0	0	0	2	0	1	1	1	0	0
SAWADA 2b	2	2	1	0	1	0	0	1	0	0	0	0	0	0	0	0	0	2	1	0
URAMOTO 1b	3	2	2	1	0	0	1	0	0	0	0	0	0	1	0	0	0	1	1	0
MATSUDA dp	2	1	0	0	0	0	0	1	0	0	0	0	0	1	0	0	0	0	0	0
OISHI c	3	2	2	5	1	0	1	0	0	0	0	0	0	0	0	0	0	0	9	0
KAWADA cf	1	1	1	0	0	0	0	2	0	0	0	0	0	0	0	0	0	0	0	0
TOKOI rf	2	0	0	0	0	0	0	0	0	0	0	0	0	1	0	0	0	1	0	0
KOMIYAMA rf	0	0	0	0	0	0	0	1	0	0	0	0	0	0	0	0	0	0	0	0
MERA 3b	3	0	0	0	0	0	0	0	0	0	0	0	0	1	0	0	0	0	0	0
ITOSE ss	3	0	2	1	0	0	0	0	0	0	0	0	0	0	0	0	0	1	0	0
TAKAHASHI p	0	0	0	0	0	0	0	0	0	0	0	0	0	0	0	0	0	0	0	0
KYAKUNO p	0	0	0	0	0	0	0	0	0	0	0	0	0	0	0	0	0	0	0	0
YAMAWAKI p	0	0	0	0	0	0	0	0	0	0	0	0	0	0	0	0	0	0	1	0
Totals.....	23	9	9	8	2	0	3	5	0	0	0	0	0	6	0	1	1	15	3	0

Czech Republic 1 (2-4)

Player	AB	R	H	BI	2B	3B	HR	BB	SB	CS	HP	SH	SF	SO	IBB	KL	GDP	PO	A	E
MERTL c	2	1	2	1	0	0	1	0	0	0	0	0	0	0	0	0	0	7	1	0
VACHA cf	2	0	0	0	0	0	0	0	0	0	0	0	0	1	0	0	0	1	0	0
KOLKUS 2b	2	0	0	0	0	0	0	0	0	0	0	0	0	1	0	0	0	0	2	0
SVOBODA dp	2	0	0	0	0	0	0	0	0	0	0	0	0	1	0	0	0	0	0	0
BENDA lf	2	0	1	0	0	0	0	0	0	0	0	0	0	0	0	0	0	0	0	0
KLEIN 1b	2	0	0	0	0	0	0	0	0	0	0	0	0	2	0	0	0	5	0	1
KLAS 3b	2	0	0	0	0	0	0	0	0	0	0	0	0	2	0	1	0	0	1	0
PETR ss	2	0	0	0	0	0	0	0	0	0	0	0	0	2	0	1	0	2	4	0
NEZBEDA rf	2	0	0	0	0	0	0	0	0	0	0	0	0	0	0	0	0	0	0	0
BRENIK p	0	0	0	0	0	0	0	0	0	0	0	0	0	0	0	0	0	0	1	0
HOLOBRADEK p	0	0	0	0	0	0	0	0	0	0	0	0	0	0	0	0	0	0	1	0
Totals.....	18	1	3	1	0	0	1	0	0	0	0	0	0	9	0	2	0	15	10	1

Japan	IP	H	R	ER	BB	SO	WP	HB	BK	IBB	SH	SF	CI	2B	3B	HR	AB	BF	FO	GO
TAKAHASHI W,1-0	3.0	2	1	1	0	6	0	0	0	0	0	0	0	0	0	1	11	11	1	2
KYAKUNO	1.0	1	0	0	0	1	0	0	0	0	0	0	0	0	0	0	4	4	2	0
YAMAWAKI	1.0	0	0	0	0	2	0	0	0	0	0	0	0	0	0	0	3	3	0	1

Czech Republic	IP	H	R	ER	BB	SO	WP	HB	BK	IBB	SH	SF	CI	2B	3B	HR	AB	BF	FO	GO
BRENIK L,1-1	1.2	6	7	6	3	2	0	0	0	0	0	0	0	2	0	2	11	14	1	1
HOLOBRADEK	3.1	3	2	2	2	4	0	0	0	0	0	0	0	0	0	1	12	14	1	4

Umpires - HP: PORTEOUS Mark (NZL) 1B: MORRISSEY Mike (CAN) 2B: FALCON Carlos (VEN) 3B: HELMER Daryl (CAN)

Scorers - HAMMEL Elise (CAN), HAMMEL Maury (CAN), BURNS Susan

TC - CLOUTS Darryl (AUS)

Start: 16:28 Time: 1:22 Attendance: 300

Weather: Partly sunny

Game notes: None

GAME SUMMARY - RESULTADO DEL PARTIDO 47



AUSTRALIA – ARGENTINA



Argentina..... 001 00 - 1 4 0 (4-2)
Australia..... 104 4X - 9 12 0 (4-2)

Jul 12, 2017 at Whitehorse (Field 2)

Argentina 1 (4-2)

Player	AB	R	H	BI	2B	3B	HR	BB	SB	CS	HP	SH	SF	SO	IBB	KL	GDP	PO	A	E
MIGLIAVACCA lf/rf	2	1	1	1	0	0	1	0	0	0	0	0	0	0	0	0	0	0	0	0
MALARCZUK 2b	2	0	1	0	0	0	0	0	0	1	0	0	0	1	0	1	0	1	0	0
GODOY M lb	1	0	0	0	0	0	0	0	0	0	0	0	0	1	0	0	0	2	0	0
LOMBARDO ph/lb	1	0	0	0	0	0	0	0	0	0	0	0	0	0	0	0	0	2	0	0
MOTRONI c	2	0	1	0	0	0	0	0	0	0	0	0	0	0	0	0	0	7	0	0
ZARA dp	1	0	1	0	0	0	0	0	0	0	0	1	0	0	0	0	0	0	0	0
GODOY G ss	1	0	0	0	0	0	0	1	0	0	0	0	0	0	0	0	1	0	0	0
OJEDA 3b	2	0	0	0	0	0	0	0	0	0	0	0	0	1	0	0	0	0	1	0
PEKER cf	2	0	0	0	0	0	0	0	0	0	0	0	0	1	0	0	0	0	1	0
EDER rf	0	0	0	0	0	0	0	0	0	0	0	0	0	0	0	0	0	0	0	0
MONTERO MAR ph/lf	2	0	0	0	0	0	0	0	0	0	0	0	0	1	0	1	0	0	0	0
MONTERO MAX p	0	0	0	0	0	0	0	0	0	0	0	0	0	0	0	0	0	0	1	0
GODOY H p	0	0	0	0	0	0	0	0	0	0	0	0	0	0	0	0	0	0	0	0
GONZALEZ p	0	0	0	0	0	0	0	0	0	0	0	0	0	0	0	0	0	0	0	0
Totals.....	16	1	4	1	0	0	1	1	0	1	0	1	0	5	0	2	1	12	3	0

Australia 9 (4-2)

Player	AB	R	H	BI	2B	3B	HR	BB	SB	CS	HP	SH	SF	SO	IBB	KL	GDP	PO	A	E
SHAILES 3b	2	3	2	2	0	0	2	1	0	0	0	0	0	0	0	0	0	0	0	0
TODHUNTER ss	3	1	2	2	0	0	1	0	0	0	0	0	0	0	0	0	0	1	1	0
KIRKPATRICK dp/p	2	0	1	0	0	0	0	0	0	0	0	0	0	0	0	0	0	0	2	0
WELDON ph	1	0	1	0	0	0	0	0	0	0	0	0	0	0	0	0	0	0	0	0
WHITE lb	1	1	0	0	0	0	0	2	0	0	0	0	0	1	0	0	0	6	1	0
MERRIMAN rf/lf	3	1	2	2	0	0	1	0	0	0	0	0	0	1	0	0	0	0	0	0
NORTON c	2	0	2	0	0	0	0	0	0	0	0	0	0	0	0	0	0	5	1	0
HARRIS ph	0	0	0	0	0	0	0	1	0	0	0	0	0	0	0	0	0	0	0	0
JEMMOTT lf	2	0	0	0	0	0	0	0	0	0	0	0	0	2	0	2	0	0	0	0
O'LEARY rf	1	0	0	0	0	0	0	0	0	0	0	0	0	1	0	0	0	0	0	0
SINCLAIR cf	2	1	0	0	0	0	0	1	0	0	0	0	0	1	0	0	0	0	0	0
O'BYRNE 2b	2	2	2	3	0	0	2	0	0	0	0	0	0	0	0	0	0	3	3	0
FOLKARD p	0	0	0	0	0	0	0	0	0	0	0	0	0	0	0	0	0	0	0	0
Totals.....	21	9	12	9	0	0	6	5	0	0	0	0	0	6	0	2	0	15	8	0

Argentina	IP	H	R	ER	BB	SO	WP	HB	BK	IBB	SH	SF	CI	2B	3B	HR	AB	BF	FO	GO
MONTERO MAX L,1-1	2.0	6	3	3	1	2	0	0	0	0	0	0	0	0	0	2	10	11	0	2
GODOY H	1.0	4	5	5	2	1	0	0	0	0	0	0	0	0	0	3	6	8	1	0
GONZALEZ	1.0	2	1	1	2	3	0	0	0	0	0	0	0	0	0	1	5	7	0	0

Australia	IP	H	R	ER	BB	SO	WP	HB	BK	IBB	SH	SF	CI	2B	3B	HR	AB	BF	FO	GO
FOLKARD	0.0	0	0	0	0	0	0	0	0	0	0	0	0	0	0	0	0	0	0	0
KIRKPATRICK W,2-0	5.0	4	1	1	1	5	0	0	0	0	1	0	0	0	0	1	16	18	1	7

Umpires - HP: SKJERVEN Gary (CAN) 1B: SOENMEZ Galip (GER) 2B: ENDO Nobuhiro (JPN)
3B: KLUSZCZYNSKI Peter (CAN)
Scorers - BURNS Erin (CAN), HAMMEL Rebecca (CAN), STEWART Kathy (CAN)
TC - CLOUTS Darryl (AUS)

Start: 17:30 Time: 1:23 Attendance: 444
Weather: Sunny

Game notes:
MONTERO MAX faced 3 batters in the 3rd.
GODOY H faced 3 batters in the 4th.

GAME SUMMARY - RESULTADO DEL PARTIDO 48



CANADA - DOMINICAN REPUBLIC



 Dominican Republic.. 000 00 - 0 2 0 (3-3)
 Canada..... 600 01 - 7 5 0 (6-0)

Jul 12, 2017 at Whitehorse (Field 1)

Dominican Republic 0 (3-3)

Player	AB	R	H	BI	2B	3B	HR	BB	SB	CS	HP	SH	SF	SO	IBB	KL	GDP	PO	A	E
MEDINA cf	2	0	0	0	0	0	0	1	0	0	0	0	0	1	0	0	0	0	0	0
VALERIO 2b	2	0	0	0	0	0	0	1	0	0	0	0	0	1	0	1	0	2	2	0
FIGUEROE rf	2	0	0	0	0	0	0	0	0	0	0	0	0	0	0	0	0	2	0	0
LAHOZ dp	2	0	1	0	0	0	0	0	0	0	0	0	0	0	0	0	0	0	0	0
DE MOTA pr	0	0	0	0	0	0	0	0	0	0	0	0	0	0	0	0	0	0	0	0
CRUZ 1b	2	0	0	0	0	0	0	0	0	0	0	0	0	2	0	2	0	6	0	0
CHALAS lf	2	0	0	0	0	0	0	0	0	0	0	0	0	1	0	0	0	0	0	0
MORETA c	1	0	0	0	0	0	0	0	0	0	0	0	0	1	0	0	0	0	0	0
ARIAS c	1	0	0	0	0	0	0	0	0	0	0	0	0	0	0	0	0	3	1	0
VILLAFANA 3b	1	0	1	0	0	0	0	1	0	0	0	0	0	0	0	0	0	0	0	0
RAMIREZ ss	2	0	0	0	0	0	0	0	0	0	0	0	0	2	0	1	0	0	4	0
PAULINO p	0	0	0	0	0	0	0	0	0	0	0	0	0	0	0	0	0	0	0	0
MENA p	0	0	0	0	0	0	0	0	0	0	0	0	0	0	0	0	0	0	1	0
Totals.....	17	0	2	0	0	0	0	3	0	0	0	0	0	8	0	4	0	13	8	0

Canada 7 (6-0)

Player	AB	R	H	BI	2B	3B	HR	BB	SB	CS	HP	SH	SF	SO	IBB	KL	GDP	PO	A	E
HORN 2b	2	1	1	0	0	0	0	1	0	0	0	0	0	1	0	0	0	0	2	0
SCHELLENBERG ss	3	0	0	0	0	0	0	0	0	0	0	0	0	0	0	0	0	0	2	0
EZEKIEL cf	2	1	1	1	0	0	0	1	0	0	0	0	0	0	0	0	0	1	0	0
MULLALEY 1b	0	1	0	0	0	0	0	2	1	0	1	0	0	0	0	0	0	5	0	0
MAYSON 3b	1	1	0	0	0	0	0	2	0	0	0	0	0	0	0	0	0	0	0	0
BOLAND R c	2	1	0	1	0	0	0	1	0	0	0	0	0	1	0	0	0	8	0	0
BOLAND S lf	2	2	2	4	1	0	1	1	0	0	0	0	0	0	0	0	0	1	0	0
SKELTON dp	2	0	0	0	0	0	0	1	0	0	0	0	0	1	0	1	0	0	0	0
ABREY rf	3	0	1	1	0	0	0	0	0	0	0	0	0	0	0	0	0	0	0	0
MCCULLOUGH p	0	0	0	0	0	0	0	0	0	0	0	0	0	0	0	0	0	0	0	0
Totals.....	17	7	5	7	1	0	1	9	1	0	1	0	0	3	0	1	0	15	4	0

Dominican Republic	IP	H	R	ER	BB	SO	WP	HB	BK	IBB	SH	SF	CI	2B	3B	HR	AB	BF	FO	GO
PAULINO L,1-1	0.1	2	5	5	2	0	2	1	0	0	0	0	0	0	0	0	3	6	0	1
MENA	4.0	3	2	2	7	3	1	0	0	0	0	0	0	1	0	1	14	21	2	6

Canada	IP	H	R	ER	BB	SO	WP	HB	BK	IBB	SH	SF	CI	2B	3B	HR	AB	BF	FO	GO
MCCULLOUGH W,2-0	5.0	2	0	0	3	8	3	0	0	0	0	0	0	0	0	0	17	20	2	5

Umpires - HP: KAIARUNA Tony (NZL) 1B: WAITE Casey (USA) 2B: EVANS Leigh (AUS)

3B: CARTER Jason (AUS)

Scorers - HAMMEL Elise (CAN), HAMMEL Maury (CAN), BURNS Susan (CAN)

TC - CLOUTS Darryl (AUS)

Start: 19:00 Time: 1:25 Attendance: 1822

Weather: Sunny

Game notes: None

GAME SUMMARY - RESULTADO DEL PARTIDO 49



CZECH REPUBLIC – TURKEY



Turkey..... 0 00 - 0 0 2 (0-7)
Czech Republic..... (20)0X - 20 18 0 (3-4)

Jul 13, 2017 at Whitehorse (Field 2)

Turkey 0 (0-7)

Player	AB	R	H	BI	2B	3B	HR	BB	SB	CS	HP	SH	SF	SO	IBB	KL	GDP	PO	A	E
SELCUK 1b/2b	1	0	0	0	0	0	0	0	0	0	1	0	0	1	0	0	0	1	0	0
TAS c	2	0	0	0	0	0	0	0	0	0	0	0	0	2	0	0	0	0	0	0
TURKDOGAN rf	1	0	0	0	0	0	0	0	0	0	0	0	0	1	0	0	0	0	0	0
ETGU p	0	0	0	0	0	0	0	0	0	0	0	0	0	0	0	0	0	0	0	0
HAVALE 3b	1	0	0	0	0	0	0	0	0	0	0	0	0	1	0	0	0	1	0	1
ALACAOEZ cf	1	0	0	0	0	0	0	0	0	0	0	0	0	1	0	1	0	1	0	0
ATES lf	1	0	0	0	0	0	0	0	0	0	0	0	0	0	0	0	0	0	0	0
COLAK ss	0	0	0	0	0	0	0	0	0	0	1	0	0	0	0	0	0	3	0	0
KUNBETI 2b/rf	1	0	0	0	0	0	0	0	0	0	0	0	0	1	0	0	0	0	0	0
YILDIRIM p/lb	1	0	0	0	0	0	0	0	0	0	0	0	0	1	0	0	0	0	0	1
Totals.....	9	0	0	0	0	0	0	0	0	0	2	0	0	8	0	1	0	6	0	2

Czech Republic 20 (3-4)

Player	AB	R	H	BI	2B	3B	HR	BB	SB	CS	HP	SH	SF	SO	IBB	KL	GDP	PO	A	E
KOPECNY cf	4	2	2	2	1	0	1	0	0	0	0	0	0	0	0	0	0	0	0	0
NEZBEDA ss	2	3	1	1	0	1	0	1	0	0	0	0	0	0	0	0	0	0	0	0
KLAS 3b	3	3	3	3	0	0	0	0	0	0	0	0	0	0	0	0	0	0	0	0
KLEIN c	3	3	3	4	0	0	1	0	0	0	0	0	0	0	0	0	0	7	1	0
BENDA lf	3	2	2	2	0	0	0	0	0	0	0	0	0	0	0	0	0	0	0	0
KOLUCH rf	3	2	3	3	1	0	1	0	0	0	0	0	0	0	0	0	0	0	0	0
MALY p	3	2	2	3	0	0	1	0	0	0	0	0	0	0	0	0	0	0	1	0
BRENIK 1b	3	1	1	1	0	0	1	0	0	0	0	0	0	0	0	0	0	2	0	0
KORCAK J 2b	2	2	1	1	0	0	0	1	0	0	0	0	0	0	0	0	0	0	0	0
Totals.....	26	20	18	20	2	1	5	2	0	0	0	0	0	0	0	0	0	9	2	0

Turkey

	IP	H	R	ER	BB	SO	WP	HB	BK	IBB	SH	SF	CI	2B	3B	HR	AB	BF	FO	GO
YILDIRIM L,0-2	0.1	14	17	15	2	0	0	0	0	0	0	0	0	2	0	4	16	18	1	0
ETGU	1.2	4	3	3	0	0	1	0	0	0	0	0	0	0	1	1	10	10	5	0

Czech Republic

	IP	H	R	ER	BB	SO	WP	HB	BK	IBB	SH	SF	CI	2B	3B	HR	AB	BF	FO	GO
MALY W,1-2	3.0	0	0	0	0	8	1	2	0	0	0	0	0	0	0	0	9	11	0	1

Umpires - HP: WAITE Casey (USA) 1B: TABINUKI T. (JPN) 2B: RAMIREZ Enrique(CUB)
3B: MATABOGE Abel (BOT)
Scorers - STEWART Kathy (CAN), HAMMEL Rebecca (CAN), BURNS Erin (CAN)
TC - CLOUTS Darryl (AUS)

Start: 10:00 Time: 0:47 Attendance: 99
Weather: Sunny

Game notes: None

GAME SUMMARY - RESULTADO DEL PARTIDO 50



NEW ZEALAND - BOTSWANA



Botswana..... 000 00 - 0 1 0 (3-4)
New Zealand..... 502 0X - 7 4 0 (6-1)

Jul 13, 2017 at Whitehorse (Field 1)

Botswana 0 (3-4)

Player	AB	R	H	BI	2B	3B	HR	BB	SB	CS	HP	SH	SF	SO	IBB	KL	GDP	PO	A	E
DEKOKER ss	2	0	0	0	0	0	0	0	0	0	0	0	0	2	0	0	0	0	2	0
LEKGOTHU 1b	2	0	0	0	0	0	0	0	0	0	0	0	0	1	0	0	0	4	0	0
SIMWANZA cf	2	0	0	0	0	0	0	0	0	0	0	0	0	1	0	1	0	1	0	0
MOALOSI 3b	2	0	0	0	0	0	0	0	0	0	0	0	0	2	0	0	0	2	1	0
GAROGWE lf	2	0	0	0	0	0	0	0	0	0	0	0	0	0	0	0	0	0	0	0
TSHELAMETS G rf	2	0	0	0	0	0	0	0	0	0	0	0	0	1	0	0	0	1	0	0
LEGAU dp/p	1	0	0	0	0	0	0	0	0	0	0	0	0	1	0	0	0	0	1	0
TSHELAMETS R p	1	0	0	0	0	0	0	0	0	0	0	0	0	1	0	1	0	0	1	0
GUDU c	1	0	0	0	0	0	0	0	0	0	0	0	0	0	0	0	0	0	3	0
KGOSIMORE 2b	1	0	1	0	0	0	0	0	0	0	0	0	0	0	0	0	0	1	0	0
MOTSHOLATHEB p	0	0	0	0	0	0	0	0	0	0	0	0	0	0	0	0	0	0	0	0
Totals.....	16	0	1	0	0	0	0	0	0	0	0	0	0	9	0	2	0	12	5	0

New Zealand 7 (6-1)

Player	AB	R	H	BI	2B	3B	HR	BB	SB	CS	HP	SH	SF	SO	IBB	KL	GDP	PO	A	E
ENOKA C cf	1	1	1	0	0	0	0	1	0	0	0	0	0	0	0	0	0	0	0	0
HARBROW ph/lf	0	0	0	0	0	0	0	1	0	0	0	0	0	0	0	0	0	0	0	0
EVANS J 2b	2	1	0	0	0	0	0	1	0	0	0	0	0	0	0	0	0	0	1	0
NUKUNUKU 1b	0	1	0	0	0	0	0	0	0	0	1	0	0	0	0	0	0	1	0	0
FLETCHER ph/lb	2	0	0	0	0	0	0	0	0	0	0	0	0	1	0	0	0	3	0	0
RONA dp	0	1	0	1	0	0	0	3	0	0	0	0	0	0	0	0	0	0	0	0
ENOKA T lf/cf	3	2	2	4	0	0	1	0	0	0	0	0	0	0	0	0	0	0	0	0
LAULA rf	3	1	1	2	0	0	1	0	0	0	0	0	0	0	0	0	0	0	0	0
COMPAIN c	3	0	0	0	0	0	0	0	0	0	0	0	0	2	0	1	0	9	0	0
BARTORILLO 3b	1	0	0	0	0	0	0	1	0	0	0	0	0	0	0	0	0	1	1	0
EVANS C ss	1	0	0	0	0	0	0	1	0	0	0	0	0	0	0	0	0	1	0	0
HAYES p	0	0	0	0	0	0	0	0	0	0	0	0	0	0	0	0	0	0	1	0
GOLLAN p	0	0	0	0	0	0	0	0	0	0	0	0	0	0	0	0	0	0	0	0
GIBSON p	0	0	0	0	0	0	0	0	0	0	0	0	0	0	0	0	0	0	1	0
Totals.....	16	7	4	7	0	0	2	8	0	0	1	0	0	3	0	1	0	15	4	0

Botswana	IP	H	R	ER	BB	SO	WP	HB	BK	IBB	SH	SF	CI	2B	3B	HR	AB	BF	FO	GO
MOTSHOLATHEB L,0-1	0.0	1	5	5	3	0	0	1	0	0	0	0	0	0	0	1	1	5	0	0
LEGAU	2.2	2	2	2	4	2	0	0	0	0	0	0	0	0	0	1	10	14	2	4
TSHELAMETS R	1.1	1	0	0	1	1	0	0	0	0	0	0	0	0	0	0	5	6	0	3

New Zealand	IP	H	R	ER	BB	SO	WP	HB	BK	IBB	SH	SF	CI	2B	3B	HR	AB	BF	FO	GO
HAYES W,2-1	3.0	1	0	0	0	6	0	0	0	0	0	0	0	0	0	0	10	10	2	1
GOLLAN	1.0	0	0	0	0	2	0	0	0	0	0	0	0	0	0	0	3	3	0	1
GIBSON	1.0	0	0	0	0	1	0	0	0	0	0	0	0	0	0	0	3	3	0	2

Umpires - HP: CARTER Jason (AUS) 1B: SKJERVEN Gary (CAN) 2B: MMAKOLA Ashley (RSA)
3B: LOPEZ William (PUR)
Scorers - BURNS Susan (CAN), HAMMEL Maury (CAN), HAMMEL Elise (CAN)
TC - CLOUTS Darryl (AUS)

Start: 11:33 Time: 1:22 Attendance: 200
Weather: Sunny

Game notes:
MOTSHOLATHEB faced 5 batters in the 1st.

GAME SUMMARY - RESULTADO DEL PARTIDO 51



HONG KONG – AUSTRALIA



Australia..... 132 4 - 10 7 0 (5-2)
Hong Kong..... 000 0 - 0 0 2 (1-6)

Jul 13, 2017 at Whitehorse (Field 2)

Australia 10 (5-2)

Player	AB	R	H	BI	2B	3B	HR	BB	SB	CS	HP	SH	SF	SO	IBB	KL	GDP	PO	A	E
MCGOVERN c	3	2	2	2	0	0	1	0	0	0	0	0	0	0	0	0	0	6	0	0
O'LEARY rf	1	1	0	0	0	0	0	0	1	0	2	0	0	1	0	0	0	1	0	0
WHITE 1b	3	0	1	1	0	0	0	0	0	0	0	0	0	0	0	0	0	5	0	0
WELDON 3b	2	2	1	2	0	0	1	1	0	0	0	0	0	0	0	0	0	0	0	0
MATHEWS cf	3	0	0	0	0	0	0	0	0	0	0	0	0	1	0	1	1	0	0	0
JEMMOTT ss	2	2	2	2	1	0	1	1	0	0	0	0	0	0	0	0	0	0	2	0
HARRIS lf	1	1	0	0	0	0	0	1	0	0	1	0	0	0	0	0	0	0	0	0
FARRELL p	2	1	1	3	0	0	1	0	0	0	0	0	0	0	0	0	0	0	1	0
PETERS ph/p	1	0	0	0	0	0	0	0	0	0	0	0	0	1	0	0	0	0	0	0
O'BYRNE 2b	0	1	0	0	0	0	0	2	0	0	0	0	0	0	0	0	0	0	0	0
Totals.....	18	10	7	10	1	0	4	5	1	0	3	0	0	3	0	1	1	12	4	0

Hong Kong 0 (1-6)

Player	AB	R	H	BI	2B	3B	HR	BB	SB	CS	HP	SH	SF	SO	IBB	KL	GDP	PO	A	E
PANG 2b	2	0	0	0	0	0	0	0	0	0	0	0	0	2	0	1	0	1	0	0
CHEUNG ss	2	0	0	0	0	0	0	0	0	0	0	0	0	1	0	0	0	0	1	0
OSHIMA cf	2	0	0	0	0	0	0	0	0	0	0	0	0	1	0	0	0	1	0	1
NG c	1	0	0	0	0	0	0	0	0	0	0	0	0	1	0	0	0	3	0	1
WONG dp/p	1	0	0	0	0	0	0	0	0	0	0	0	0	0	0	0	0	0	0	0
FUNG 3b	1	0	0	0	0	0	0	0	0	0	0	0	0	0	0	0	0	1	4	0
CHAN C rf	1	0	0	0	0	0	0	0	0	0	0	0	0	0	0	0	0	2	0	0
LAU lf	1	0	0	0	0	0	0	0	0	0	0	0	0	1	0	0	0	0	0	0
WU 1b	1	0	0	0	0	0	0	0	0	0	0	0	0	0	0	0	0	4	0	0
LING p	0	0	0	0	0	0	0	0	0	0	0	0	0	0	0	0	0	0	0	0
Totals.....	12	0	0	0	0	0	0	0	0	0	0	0	0	6	0	1	0	12	5	2

Australia	IP	H	R	ER	BB	SO	WP	HB	BK	IBB	SH	SF	CI	2B	3B	HR	AB	BF	FO	GO
FARRELL W,1-0	3.0	0	0	0	0	3	0	0	0	0	0	0	0	0	0	0	9	9	1	5
PETERS	1.0	0	0	0	0	3	0	0	0	0	0	0	0	0	0	0	3	3	0	0

Hong Kong	IP	H	R	ER	BB	SO	WP	HB	BK	IBB	SH	SF	CI	2B	3B	HR	AB	BF	FO	GO
LING L,0-2	3.0	4	6	6	3	1	0	2	0	0	0	0	0	0	0	4	12	17	3	4
WONG	1.0	3	4	4	2	2	0	1	0	0	0	0	0	1	0	0	6	9	0	1

Umpires - HP: HELMER Daryl (CAN) 1B: DOSTAL Jiri (CZE) 2B: KAIARUNA Tony (NZL) 3B: ENDO Nobuhiro (JPN)

Scorers - BURNS Erin (CAN), HAMMEL Rebecca (CAN), STEWART Kathy (CAN)

TC - CLOUTS Darryl (AUS)

Start: 12:30 Time: 0:52 Attendance: 127

Weather: Cloudy

Game notes: None

GAME SUMMARY - RESULTADO DEL PARTIDO 52



GREAT BRITAIN - VENEZUELA



Venezuela..... 125 3 - 11 9 1 (6-1)
Great Britain..... 000 0 - 0 0 0 (1-6)

Jul 13, 2017 at Whitehorse (Field 1)

Venezuela 11 (6-1)

Player	AB	R	H	BI	2B	3B	HR	BB	SB	CS	HP	SH	SF	SO	IBB	KL	GDP	PO	A	E
ACACIO lf	2	2	2	1	1	0	1	2	0	0	0	0	0	0	0	0	0	0	0	0
OJEDA cf	4	0	0	0	0	0	0	0	0	0	0	0	0	3	0	0	0	0	0	0
CHIRINOS ss	2	1	0	0	0	0	0	1	0	0	0	0	0	1	0	0	0	0	1	0
FLORES dp	3	2	2	2	1	0	1	0	0	0	0	0	0	1	0	0	0	0	0	0
LIMA 2b	2	2	1	1	0	0	1	1	0	0	0	0	0	1	0	0	0	1	1	0
PINTO c	2	2	1	0	1	0	0	1	0	0	0	0	0	0	0	0	0	4	0	1
CARRENO 3b	2	2	1	1	0	0	0	1	0	0	0	0	0	0	0	0	0	2	1	0
ROJAS 1b	1	0	1	1	0	0	0	2	0	1	0	0	0	1	0	0	0	5	0	0
GUERRERO rf	2	0	1	1	0	0	0	0	0	0	1	0	0	1	0	0	0	0	0	0
PIMENTEL p	0	0	0	0	0	0	0	0	0	0	0	0	0	0	0	0	0	0	2	0
Totals.....	20	11	9	7	3	0	3	8	0	1	1	0	0	7	1	0	0	12	5	1

Great Britain 0 (1-6)

Player	AB	R	H	BI	2B	3B	HR	BB	SB	CS	HP	SH	SF	SO	IBB	KL	GDP	PO	A	E
STOCKFORD K 3b	2	0	0	0	0	0	0	0	0	0	0	0	0	1	0	1	0	1	0	0
O-NEILL ss	2	0	0	0	0	0	0	0	0	0	0	0	0	0	0	0	0	1	0	0
PETERS dp/lf	2	0	0	0	0	0	0	0	0	0	0	0	0	1	0	0	0	0	0	0
DARBY cf/p	2	0	0	0	0	0	0	0	0	0	0	0	0	0	0	0	0	1	0	0
DAVIES c	1	0	0	0	0	0	0	0	0	0	0	0	0	0	0	0	0	7	1	0
LINTON p	1	0	0	0	0	0	0	0	0	0	0	0	0	1	0	0	0	0	0	0
ASWANI dp	0	0	0	0	0	0	0	0	0	0	0	0	0	0	0	0	0	0	0	0
OTTRIDGE 1b	1	0	0	0	0	0	0	0	0	0	0	0	0	1	0	0	0	0	0	0
HARRISON lf/cf	1	0	0	0	0	0	0	0	0	0	0	0	0	1	0	0	0	0	0	0
PRISCOTT rf	1	0	0	0	0	0	0	0	0	0	0	0	0	0	0	0	0	1	0	0
TONLIN 2b	0	0	0	0	0	0	0	0	0	0	0	0	0	0	0	0	0	1	0	0
Totals.....	13	0	0	0	0	0	0	0	0	0	0	0	0	5	0	1	0	12	1	0

Venezuela IP H R ER BB SO WP HB BK IBB SH SF CI 2B 3B HR AB BF FO GO

PIMENTEL W,1-0 4.0 0 0 0 0 5 0 0 0 0 0 0 0 0 0 0 0 13 13 3 5

Great Britain IP H R ER BB SO WP HB BK IBB SH SF CI 2B 3B HR AB BF FO GO

LINTON L,0-4 2.1 5 5 5 1 4 1 0 0 0 0 0 0 2 0 2 11 12 2 0

DARBY 1.2 4 6 6 7 3 4 1 0 1 0 0 0 1 0 1 9 17 2 0

Umpires - HP: EVANS Leigh (AUS) 1B: SONAK Brian (USA) 2B: TABINUKI Toyomatsu (JPN)

3B: LISS Vladimir (CZE)

Scorers - BURNS Susan (CAN), HAMMEL Maury (CAN), HAMMEL Elise (CAN)

TC - CLOUTS Darryl (AUS)

Start: 13:54 Time: 1:18 Attendance: 150

Weather: Partly cloudy

Game notes: None

GAME SUMMARY - RESULTADO DEL PARTIDO 53



INDIA - CANADA



Canada..... (11)00 0 - 11 9 0 (7-0)
India..... 0 00 0 - 0 1 2 (0-7)

Jul 13, 2017 at Whitehorse (Field 2)

Canada 11 (7-0)

Player	AB	R	H	BI	2B	3B	HR	BB	SB	CS	HP	SH	SF	SO	IBB	KL	GDP	PO	A	E
WALUSHKA 2b	3	1	0	1	0	0	0	0	0	0	0	0	0	0	0	0	0	0	0	0
ROY cf	2	2	2	0	0	0	0	1	0	0	0	0	0	0	0	0	0	0	0	0
MULLALEY dp	1	2	0	0	0	0	0	2	0	0	0	0	0	0	0	0	0	0	0	0
SKELTON 1b	2	2	1	4	0	0	1	1	0	0	0	0	0	0	0	0	0	0	1	0
JOHNSON lf	2	1	1	0	0	0	0	1	0	0	0	0	0	1	0	1	0	0	1	0
BOLAND S 3b	3	1	2	1	0	0	0	0	0	0	0	0	0	0	0	0	0	0	0	1
HUNTER rf	3	1	2	0	0	0	0	0	0	0	0	0	0	0	0	0	0	0	0	0
ABREY c	2	1	0	1	0	0	0	1	0	0	0	0	0	0	0	0	1	10	0	0
SCHELLENBERG ss	3	0	1	1	0	0	0	0	0	0	0	0	0	0	0	0	0	0	0	0
WALSH p	0	0	0	0	0	0	0	0	0	0	0	0	0	0	0	0	0	0	0	0
Totals.....	21	11	9	8	0	0	1	6	0	0	0	0	0	1	0	1	1	12	1	0

India 0 (0-7)

Player	AB	R	H	BI	2B	3B	HR	BB	SB	CS	HP	SH	SF	SO	IBB	KL	GDP	PO	A	E
SINGH S 2b	2	0	0	0	0	0	0	0	0	0	0	0	0	1	0	0	0	3	1	0
KUMAR D cf	2	0	0	0	0	0	0	0	0	0	0	0	0	2	0	0	0	0	0	0
KUMAR H rf	2	0	0	0	0	0	0	0	0	0	0	0	0	2	0	0	0	1	0	0
DEEPAK p	2	0	0	0	0	0	0	0	0	0	0	0	0	2	0	0	0	0	1	0
RAVI p	0	0	0	0	0	0	0	0	0	0	0	0	0	0	0	0	0	0	0	0
KUMAR C c	0	0	0	0	0	0	0	0	0	0	0	0	0	0	0	0	0	0	0	0
DANDALE c	2	0	0	0	0	0	0	0	0	0	0	0	0	1	0	1	0	1	0	0
VINEETH ss	1	0	1	0	0	0	0	0	0	0	0	0	0	0	0	0	0	2	3	1
SUNIL 3b	0	0	0	0	0	0	0	0	0	0	1	0	0	0	0	0	0	1	2	0
SINGH R 1b	1	0	0	0	0	0	0	0	0	0	0	0	0	1	0	0	0	4	0	0
DHRUV lf	1	0	0	0	0	0	0	0	0	0	0	0	0	1	0	0	0	0	0	1
SUMIT lf	0	0	0	0	0	0	0	0	0	0	0	0	0	0	0	0	0	0	0	0
Totals.....	13	0	1	0	0	0	0	0	0	0	1	0	0	10	0	1	0	12	7	2

Canada	IP	H	R	ER	BB	SO	WP	HB	BK	IBB	SH	SF	CI	2B	3B	HR	AB	BF	FO	GO
WALSH W,1-0	4.0	1	0	0	0	10	0	1	0	0	0	0	0	0	0	0	13	14	1	1

India	IP	H	R	ER	BB	SO	WP	HB	BK	IBB	SH	SF	CI	2B	3B	HR	AB	BF	FO	GO
DEEPAK L,0-4	3.1	3	4	4	4	1	2	0	0	0	0	0	0	0	0	0	13	17	2	6
RAVI	0.2	6	7	7	2	0	0	0	0	0	0	0	0	0	0	1	8	10	1	1

Umpires - HP: FALCON Carlos (VEN) 1B: PORTEOUS Mark (NZL) 2B: MATABOGE Abel (BOT)
 3B: MMAKOLA Ashley (RSA)
 Scorers - STEWART Kathy (CAN), BURNS Erin (CAN), HAMMEL Rebecca (CAN)
 TC - CLOUTS Darryl (AUS)

Start: 15:00 Time: 1.08 Attendance: 353
 Weather: Cloudy

Game notes: None

GAME SUMMARY - RESULTADO DEL PARTIDO 54



USA - SOUTH AFRICA



 South Africa..... 030 000 00 - 3 3 0 (2-5)
 United States..... 000 000 31 - 4 5 2 (5-2)

Jul 13, 2017 at Whitehorse (Field 1)

South Africa 3 (2-5)

Player	AB	R	H	BI	2B	3B	HR	BB	SB	CS	HP	SH	SF	SO	IBB	KL	GDP	PO	A	E
PHALADI 1b	4	0	1	0	0	0	0	0	0	0	0	0	0	3	0	0	0	8	0	0
MCGREGOR - L pr	0	0	0	0	0	0	0	0	0	0	0	0	0	0	0	0	0	0	0	0
BANN 2b	4	0	0	0	0	0	0	0	0	0	0	0	0	3	0	0	0	0	4	0
MOLOKOANE rf	3	0	0	0	0	0	0	0	0	0	0	0	0	2	0	0	0	1	0	0
BOUILLON ss	3	0	0	0	0	0	0	0	0	0	0	0	0	3	0	1	0	1	1	0
SMALL 3b	3	0	0	0	0	0	0	0	0	0	0	0	0	2	0	1	0	0	1	0
KERCHHOFF dp	3	1	0	0	0	0	0	0	0	0	0	0	0	0	0	0	0	0	0	0
THOMASON cf	3	1	1	0	0	0	0	0	0	0	0	0	0	2	0	1	0	2	0	0
FROST lf	3	1	1	3	0	0	1	0	0	0	0	0	0	2	0	0	0	2	0	0
CHEPAPE c	2	0	0	0	0	0	0	0	0	0	0	0	0	2	0	0	0	8	0	0
MAPHETO ph	1	0	0	0	0	0	0	0	0	0	0	0	0	0	0	0	0	0	0	0
KEKANA p	0	0	0	0	0	0	0	0	0	0	0	0	0	0	0	0	0	0	1	0
Totals.....	29	3	3	3	0	0	1	0	0	0	0	0	0	19	0	3	0	22	7	0

United States 4 (5-2)

Player	AB	R	H	BI	2B	3B	HR	BB	SB	CS	HP	SH	SF	SO	IBB	KL	GDP	PO	A	E
RATLIFF rf	4	1	1	2	0	0	1	0	0	0	0	0	0	0	0	0	0	1	0	0
ZECHMAN dp	2	0	0	0	0	0	0	1	0	0	0	0	0	1	0	0	0	0	0	0
KAY lf	1	1	0	0	0	0	0	0	0	0	0	0	0	0	0	0	0	0	0	0
PALAZZO 1b	4	0	0	0	0	0	0	0	0	0	0	0	0	1	0	0	0	2	0	0
OCHOA lf/dp	3	0	0	0	0	0	0	1	0	0	0	0	0	1	0	0	0	0	0	0
TAN pr	0	0	0	0	0	0	0	0	0	0	0	0	0	0	0	0	0	0	0	0
DUDLEY 2b	4	0	1	1	0	0	0	0	0	0	0	0	0	2	0	1	0	0	1	1
SAGDAL cf	3	0	1	0	0	0	0	0	0	0	0	0	0	1	0	0	0	0	0	0
MULLINS c	2	0	0	0	0	0	0	1	0	0	0	0	0	0	0	0	0	20	0	0
CASTILLO 3b	2	1	1	1	0	0	1	1	0	0	0	0	0	1	0	1	0	0	0	0
SAENZ ss	1	1	0	0	0	0	0	1	0	0	0	0	0	1	0	0	0	1	0	1
TURNER ph	1	0	1	0	0	0	0	0	0	0	0	0	0	0	0	0	0	0	0	0
MANCHA p	0	0	0	0	0	0	0	0	0	0	0	0	0	0	0	0	0	0	1	0
Totals.....	27	4	5	4	0	0	2	5	0	0	0	0	0	8	0	2	0	24	2	2

South Africa	IP	H	R	ER	BB	SO	WP	HB	BK	IBB	SH	SF	CI	2B	3B	HR	AB	BF	FO	GO
KEKANA L,0-4	7.1	5	4	3	5	8	0	0	0	0	0	0	0	0	0	2	27	32	6	8

United States	IP	H	R	ER	BB	SO	WP	HB	BK	IBB	SH	SF	CI	2B	3B	HR	AB	BF	FO	GO
MANCHA W,2-2	8.0	3	3	0	0	19	0	0	0	0	0	0	0	0	0	1	29	29	3	2

Umpires - HP: MORRISEY Mike (CAN) 1B: ENDO Nobuhiro (JPN) 2B: SKJERVEN Gary (CAN)
 3B: KAIARUNA Tony (NZL)
 Scorers - HAMMEL Elise (CAN), HAMMEL Maury (CAN), BURNS Susan (CAN)
 TC - CLOUTS Darryl (AUS)

Start: 16:29 Time: 3:30 Attendance: 150
 Weather: Partly cloudy

Game notes: None

GAME SUMMARY - RESULTADO DEL PARTIDO 55



DENMARK - JAPAN



Japan 11, Denmark 0 (Jul 13, 2017 at Whitehorse)

Japan..... 000 (11) - 11 7 1 (6-1)
Denmark..... 000 0 - 0 0 1 (3-4)

Jul 13, 2017 at Whitehorse (Field 2)

Japan 11 (6-1)

Player	AB	R	H	BI	2B	3B	HR	BB	SB	CS	HP	SH	SF	SO	IBB	KL	GDP	PO	A	E
MORITA lf	3	1	1	0	1	0	0	0	0	0	0	0	0	0	0	0	0	0	0	0
SAWADA 2b	1	2	0	0	0	0	0	2	0	0	0	0	0	1	0	1	0	1	0	0
URAMOTO 1b	2	2	2	4	0	1	1	1	0	0	0	0	0	0	0	0	0	4	1	1
MATSUDA dp/p	3	2	2	1	1	0	0	0	0	0	0	0	0	0	0	0	0	0	0	0
OISHI rf	1	2	0	0	0	0	0	0	0	0	2	0	0	1	0	1	0	0	0	0
KAWADA cf	2	1	0	0	0	0	0	0	0	0	0	0	0	1	0	1	0	0	0	0
KOMIYAMA ph/cf	0	0	0	0	0	0	0	1	0	0	0	0	0	0	0	0	0	0	0	0
KATAOKA c	3	1	2	4	1	1	0	0	0	0	0	0	0	1	0	0	0	6	0	0
MERA 3b	3	0	0	0	0	0	0	0	0	0	0	0	0	1	0	1	0	1	2	0
KOSHIKIYA ss	2	0	0	0	0	0	0	0	0	0	0	0	0	0	0	0	0	0	1	0
OKAZAKI p	0	0	0	0	0	0	0	0	0	0	0	0	0	0	0	0	0	0	0	0
Totals.....	20	11	7	9	3	2	1	4	0	0	2	0	0	5	0	4	0	12	4	1

Denmark 0 (3-4)

Player	AB	R	H	BI	2B	3B	HR	BB	SB	CS	HP	SH	SF	SO	IBB	KL	GDP	PO	A	E
TERKELSEN lf/dp	2	0	0	0	0	0	0	0	0	0	0	0	0	1	0	0	0	0	0	0
BROWN rf	2	0	0	0	0	0	0	0	0	0	0	0	0	0	0	0	0	1	0	0
JULENON dp/lb	2	0	0	0	0	0	0	0	0	0	0	0	0	1	0	0	0	1	0	0
SIMONSEN cf	2	0	0	0	0	0	0	0	0	0	0	0	0	1	0	1	0	1	0	0
JOERGENSEN c/dp	1	0	0	0	0	0	0	0	0	0	0	0	0	1	0	0	0	4	0	0
SVANE 3b/c	1	0	0	0	0	0	0	0	0	0	0	0	0	1	0	0	0	1	2	0
NIHOEJ 2b	1	0	0	0	0	0	0	0	0	0	0	0	0	1	0	0	0	0	1	0
NIELSEN ss	1	0	0	0	0	0	0	0	0	0	0	0	0	0	0	0	0	0	1	1
MILNE ss	0	0	0	0	0	0	0	0	0	0	0	0	0	0	0	0	0	0	0	0
ANDERSEN 1b/lf	1	0	0	0	0	0	0	0	0	0	0	0	0	0	0	0	0	4	0	0
HANSEN p	0	0	0	0	0	0	0	0	0	0	0	0	0	0	0	0	0	0	0	0
LOHMANN p	0	0	0	0	0	0	0	0	0	0	0	0	0	0	0	0	0	0	0	0
LORENTSEN 3b	0	0	0	0	0	0	0	0	0	0	0	0	0	0	0	0	0	0	0	0
Totals.....	13	0	0	0	0	0	0	0	0	0	0	0	0	6	0	1	0	12	4	1

Japan	IP	H	R	ER	BB	SO	WP	HB	BK	IBB	SH	SF	CI	2B	3B	HR	AB	BF	FO	GO
OKAZAKI	1.0	0	0	0	0	2	0	0	0	0	0	0	0	0	0	0	3	3	0	1
MATSUDA W,3-0	3.0	0	0	0	0	4	0	0	0	0	0	0	0	0	0	0	10	10	1	4

Denmark	IP	H	R	ER	BB	SO	WP	HB	BK	IBB	SH	SF	CI	2B	3B	HR	AB	BF	FO	GO
HANSEN L,2-4	3.0	3	6	5	2	4	0	1	0	0	0	0	0	1	1	1	13	16	2	3
LOHMANN	0.2	3	4	4	1	0	0	0	0	0	0	0	0	1	1	0	5	6	1	1
TERKELSEN	0.1	1	1	1	1	1	0	1	0	0	0	0	0	1	0	0	2	4	0	0

Umpires - HP: KLUSZCZYNSKI Peter (CAN) 1B: LOPEZ William (PUR) 2B: LISS Valdimir (CZE)
 3B: DOSTAL Jiri (CZE)
 Scorers - BURNS Erin (CAN), HAMMEL Rebecca (CAN), STEWART Kathy (CAN)
 TC - CLOUTS Darryl (AUS)

Start: 17:30 Time: 1:32 Attendance: 98
 Weather: Light drizzle

Game notes:
 HANSEN faced 6 batters in the 4th.

GAME SUMMARY - RESULTADO DEL PARTIDO 56



ARGENTINA - DOMINICAN REPUBLIC



Dominican Republic.. 210 120 0 - 6 8 2 (3-4)
Argentina..... 209 000 X - 11 9 2 (5-2)

Jul 13, 2017 at Whitehorse (Field 1)

Dominican Republic 6 (3-4)

Player	AB	R	H	BI	2B	3B	HR	BB	SB	CS	HP	SH	SF	SO	IBB	KL	GDP	PO	A	E
MEDINA cf	2	0	0	0	0	0	0	2	0	0	0	0	0	0	0	0	0	0	0	0
VALERIO 2b	4	0	1	0	0	0	0	0	0	0	0	0	0	1	0	0	0	2	1	1
LAHOZ 1b	2	1	1	0	1	0	0	0	0	0	0	0	0	0	0	0	0	2	0	0
DE MOTA pr	0	0	0	0	0	0	0	0	0	0	0	0	0	0	0	0	0	0	0	0
CRUZ 1b	2	0	0	0	0	0	0	0	0	0	0	0	0	0	0	0	0	1	0	0
NUNEZ dp	4	1	1	1	0	0	1	0	0	0	0	0	0	1	0	0	0	0	0	0
FIGUEROA rf	3	1	0	0	0	0	0	1	0	0	0	0	0	2	0	0	0	1	1	0
CHALAS lf	4	3	3	2	0	0	1	0	0	0	0	0	0	1	0	0	0	3	0	0
ARIAS c	1	0	1	1	1	0	0	0	0	0	0	1	0	0	0	0	0	3	1	0
MORETA c	1	0	0	0	0	0	0	0	0	0	0	0	0	0	0	0	0	4	0	0
VILLAFANA 3b	3	0	0	0	0	0	0	0	0	0	0	0	0	1	0	0	0	0	2	0
RAMIREZ ss	3	0	1	1	1	0	0	0	0	0	0	0	0	2	0	0	0	2	2	1
PEREZ p	0	0	0	0	0	0	0	0	0	0	0	0	0	0	0	0	0	0	0	0
GONZALEZ p	0	0	0	0	0	0	0	0	0	0	0	0	0	0	0	0	0	0	0	0
MENA p	0	0	0	0	0	0	0	0	0	0	0	0	0	0	0	0	0	0	0	0
PAULINO p	0	0	0	0	0	0	0	0	0	0	0	0	0	0	0	0	0	0	0	0
Totals.....	29	6	8	5	3	0	2	3	0	0	0	1	0	8	0	0	0	18	7	2

Argentina 11 (5-2)

Player	AB	R	H	BI	2B	3B	HR	BB	SB	CS	HP	SH	SF	SO	IBB	KL	GDP	PO	A	E
MIGLIAVACCA cf	1	2	1	0	0	0	0	1	0	0	1	0	0	0	0	0	0	0	0	0
MATA C ph/p	2	0	0	0	0	0	0	0	0	0	0	0	0	1	0	0	0	0	0	0
MALARCZUK 2b	5	2	2	0	0	0	0	0	0	0	0	0	0	2	0	1	0	1	4	0
GODOY M 1b	1	1	0	0	0	0	0	3	0	0	1	0	0	0	0	0	0	11	0	0
MOTRONI dp	2	0	0	2	0	0	0	2	0	0	0	0	0	0	0	0	0	0	0	0
PEKER pr/cf	0	1	0	0	0	0	0	0	0	0	0	0	0	0	0	0	0	1	0	0
EDER rf	0	0	0	0	0	0	0	0	0	0	0	0	0	0	0	0	0	0	0	0
ZARA rf/lf	3	2	1	1	0	0	1	1	0	0	0	0	0	0	0	0	0	0	0	0
GODOY G ss	3	0	1	2	0	0	0	0	0	0	0	0	0	1	0	1	0	0	0	1
LOMBARDO ph/3b	1	0	0	0	0	0	0	0	0	0	0	0	0	1	0	0	0	0	1	0
OJEDA 3b/ss	4	1	3	1	1	0	0	0	0	0	0	0	0	1	0	0	0	0	3	1
MONTERO MAR lf/cf	4	1	0	0	0	0	0	0	1	0	0	0	0	0	0	0	0	1	0	0
LATASA c	2	1	1	3	0	0	1	1	0	0	1	0	0	1	0	1	0	7	1	0
MINIGUTTI pr	0	0	0	0	0	0	0	0	0	0	0	0	0	0	0	0	0	0	0	0
GODOY H p	0	0	0	0	0	0	0	0	0	0	0	0	0	0	0	0	0	0	1	0
MONTERO MAX p	0	0	0	0	0	0	0	0	0	0	0	0	0	0	0	0	0	0	1	0
Totals.....	28	11	9	9	1	0	2	8	1	0	3	0	0	7	0	3	0	21	11	2

Dominican Republic	IP	H	R	ER	BB	SO	WP	HB	BK	IBB	SH	SF	CI	2B	3B	HR	AB	BF	FO	GO
PEREZ	0.0	2	4	4	5	0	1	0	0	0	0	0	0	0	0	0	2	7	0	0
GONZALEZ L,0-3	2.1	4	5	4	2	2	0	1	0	0	0	0	0	1	0	2	12	15	1	4
MENA	0.0	1	2	2	1	0	0	0	1	0	0	0	0	0	0	0	1	2	0	0
PAULINO	3.2	2	0	0	0	5	3	2	0	0	0	0	0	0	0	0	13	15	4	2

Argentina	IP	H	R	ER	BB	SO	WP	HB	BK	IBB	SH	SF	CI	2B	3B	HR	AB	BF	FO	GO
GODOY H	3.0	4	3	1	1	4	0	0	0	0	1	0	0	2	0	1	12	14	0	4
MATA C	1.0	2	1	1	0	1	0	0	0	0	0	0	0	1	0	0	6	6	2	0
MONTERO MAX W,2-1	3.0	2	2	2	2	3	0	0	0	0	0	0	0	0	0	1	11	13	0	6

Umpires - HP: SOENMEZ Galip (GER) 1B: SONAK Brian (USA) 2B: PORTEOUS Mark (NZL)

3B: RAMIREZ Enrique (CUB)

Scorers - HAMMEL Elise (CAN), HAMMEL Maury (CAN), BURNS Susan (CAN)

TC - CLOUTS Darryl (AUS)

Start: 20:22 Time: 2:27 Attendance: 200

Weather: Partly cloudy

Game notes:

PEREZ faced 4 batters in the 1st.

MENA faced 2 batters in the 3rd.

PEREZ faced 3 batters in the 3rd.

CHAMPIONSHIP POOL – GRUPO DE CAMPEONATO PLACEMENT POOL – GRUPO DE COLOCACIÓN

SCHEDULE AND RESULTS – CALENDARIO Y RESULTADOS

CHAMPIONSHIP POOL GRUPO DE CAMPEONATO

A1 CANADA

B1 NEW ZEALAND

A2 AUSTRALIA

B2 JAPAN

A3 ARGENTINA

B3 VENEZUELA

A4 U. S. A.

B4 BOTSWANA

PLACEMENT POOL GRUPO DE COLOCACIÓN

A5 DOMINICAN REPUBLIC

B5 CZECH REPUBLIC

A6 SOUTH AFRICA

B6 DENMARK

A7 HONG KONG

B7 GREAT BRITAIN

A8 INDIA

B8 TURKEY

Friday July 14 – Viernes 14 de julio, 2017

#	Hour Hora	Stadium Campo	Group Grupo	Away Team Equipo Visitante	Home Team Equipo Local	Score	Inn
P1	10:00	Field 2 - Whitehorse	PLACEMENT	A7 HONG KONG	B8 TURKEY	15-0	3
P2	12:30	Field 2 - Whitehorse	PLACEMENT	B7 GREAT BRITAIN	A8 INDIA	8-1	5
P3	15:00	Field 2 - Whitehorse	PLACEMENT	B5 CZECH REPUBLIC	A6 SOUTH AFRICA	7-8	
P4	17:30	Field 2 - Whitehorse	PLACEMENT	A5 DOMINICAN REPUBLIC	B6 DENMARK	6-0	
C1	11:30	Field 1 - Whitehorse	Championship	A3 ARGENTINA	B4 BOTSWANA	5-0	
C2	14:00	Field 1 - Whitehorse	Championship	B3 VENEZUELA	A4 U. S. A.	3-11	5
C3	16:30	Field 1 - Whitehorse	Championship	A1 CANADA	B2 JAPAN	2-0	
C4	19:00	Field 1 - Whitehorse	Championship	B1 NEW ZEALAND	A2 AUSTRALIA	6-2	

Saturday July 15 – Sábado 15 de julio, 2017

#	Hour Hora	Stadium Campo	Group Grupo	Away Team Equipo Visitante	Home Team Equipo Local	Score	Inn
P5	11:30	Field 2 - Whitehorse	PLACEMENT	LP3 CZECH REPUBLIC	WP1 HONG KONG	6-2	
P6	14:00	Field 2 - Whitehorse	PLACEMENT	LP4 DENMARK	WP2 GREAT BRITAIN	6-1	
C5	11:00	Field 1 - Whitehorse	Championship	LC3 JAPAN	WC1 ARGENTINA	3-5	
C6	13:30	Field 1 - Whitehorse	Championship	LC4 AUSTRALIA	WC2 U. S. A.	11-7	

GAME SUMMARY - RESULTADO DEL PARTIDO P1 (PLACEMENT POOL - GRUPO DE COLOCACIÓN)



HONG KONG - TURKEY



Turkey..... 000 - 0 2 2 (0-8)
Hong Kong..... 555 - 15 13 0 (2-6)

Jul 14, 2017 at Whitehorse (Field 2)

Turkey 0 (0-8)

Player	AB	R	H	BI	2B	3B	HR	BB	SB	CS	HP	SH	SF	SO	IBB	KL	GDP	PO	A	E
ATES cf	2	0	1	0	0	0	0	0	0	0	0	0	0	1	0	0	0	2	0	0
TAS c	0	0	0	0	0	0	0	0	0	0	0	0	0	0	0	0	0	0	0	0
PAZAN 2b	2	0	0	0	0	0	0	0	0	0	0	0	0	0	0	0	0	2	0	0
CAN rf	1	0	0	0	0	0	0	0	0	0	0	0	0	0	0	0	0	3	0	0
TURKDOGAN lf	1	0	0	0	0	0	0	0	0	0	0	0	0	0	0	0	0	0	0	0
COLAK ss	0	0	0	0	0	0	0	1	0	0	0	0	0	0	0	0	0	0	2	0
ALACAOEZ c/cf	1	0	0	0	0	0	0	0	0	0	0	0	0	0	0	0	0	0	1	1
PEHLIVANOGLU p/1b	1	0	1	0	0	0	0	0	0	0	0	0	0	0	0	0	0	0	0	0
SONMEZ M 3b	1	0	0	0	0	0	0	0	0	0	0	0	0	1	0	0	0	1	0	1
YILDIRIM 1b/p	0	0	0	0	0	0	0	1	0	0	0	0	0	0	0	0	0	0	0	0
Totals.....	9	0	2	0	0	0	0	2	0	0	0	0	0	2	0	0	0	8	3	2

Hong Kong 15 (2-6)

Player	AB	R	H	BI	2B	3B	HR	BB	SB	CS	HP	SH	SF	SO	IBB	KL	GDP	PO	A	E
FUNG 3b	2	1	0	0	0	0	0	1	0	0	0	0	0	0	0	0	0	0	1	0
CHENG 2b	2	1	2	1	0	0	0	0	1	0	0	0	0	0	0	0	0	1	1	0
PANG 2b	1	1	1	0	0	0	0	0	0	0	0	0	0	0	0	0	0	1	1	0
CHAN C cf	1	2	1	1	1	0	0	1	0	0	0	0	0	0	0	0	0	0	0	0
OSHIMA cf	1	1	1	0	0	0	0	0	0	0	0	0	0	0	0	0	0	0	0	0
CHEUNG ss	3	3	2	2	1	1	0	0	0	0	0	0	0	0	0	0	0	0	0	0
KAM dp	1	2	1	2	1	0	0	1	1	0	0	0	0	0	0	0	0	0	0	0
NG ph	0	1	0	0	0	0	0	1	0	0	0	0	0	0	0	0	0	0	0	0
TONG c	2	1	1	4	0	0	0	0	0	0	0	0	1	0	0	0	0	2	0	0
LAU lf	2	1	1	1	0	0	0	0	2	0	0	0	0	0	0	0	0	0	0	0
WONG ph	1	0	1	0	0	0	0	0	0	0	0	0	0	0	0	0	0	0	0	0
SIU rf	1	1	1	1	0	0	0	1	0	1	0	0	0	0	0	0	0	1	0	0
TANG ph	1	0	0	1	0	0	0	0	0	0	0	0	0	0	0	0	0	0	0	0
WU 1b	2	0	1	2	0	0	0	1	0	0	0	0	0	0	0	0	0	4	0	0
HO p	0	0	0	0	0	0	0	0	0	0	0	0	0	0	0	0	0	0	0	0
Totals.....	20	15	13	15	3	1	0	6	4	1	0	0	1	0	0	0	0	9	3	0

Turkey	IP	H	R	ER	BB	SO	WP	HB	BK	IBB	SH	SF	CI	2B	3B	HR	AB	BF	FO	GO
PEHLIVANOGLU L,0-1	1.2	8	10	9	3	0	0	0	0	0	0	0	0	2	1	0	12	15	3	1
YILDIRIM	1.0	5	5	4	3	0	0	0	0	0	0	1	0	1	0	0	8	12	2	1

Hong Kong	IP	H	R	ER	BB	SO	WP	HB	BK	IBB	SH	SF	CI	2B	3B	HR	AB	BF	FO	GO
HO W,1-0	3.0	2	0	0	2	2	0	0	0	0	0	0	0	0	0	0	9	11	4	1

Umpires - HP: MMAKOLA Ashley (RSA) 1B: FALCON Carlos (VEN) 2B: LISS Vladimir (CZE)
 3B: TABINUKI Toyomatsu (JPN)
 Scorers - STEWART Kathy (CAN), HAMMEL Rebecca (CAN), BURNS Erin (CAN)
 TC - CLOUTS Darryl (AUS)

Start: 10:00 Time: 0:55 Attendance: 100
 Weather: Sunny

Game notes: None

GAME SUMMARY - RESULTADO DEL PARTIDO P2 (PLACEMENT POOL - GRUPO DE COLOCACIÓN)



GREAT BRITAIN - INDIA



India..... 001 00 - 1 1 1 (0-8)
Great Britain..... 320 21 - 8 7 0 (2-6)

Jul 14, 2017 at Whitehorse (Field 2)

India 1 (0-8)

Player	AB	R	H	BI	2B	3B	HR	BB	SB	CS	HP	SH	SF	SO	IBB	KL	GDP	PO	A	E
SINGH S 2b	1	0	1	0	0	0	0	2	0	0	0	0	0	0	0	0	0	0	0	1
KUMAR D cf	3	0	0	0	0	0	0	0	0	0	0	0	0	3	0	2	0	0	0	0
KUMAR H rf	3	0	0	0	0	0	0	0	0	0	0	0	0	2	0	1	0	1	0	0
KUMAR C dp	2	0	0	0	0	0	0	1	0	0	0	0	0	2	0	0	0	0	0	0
DEEPAK p	2	0	0	0	0	0	0	0	0	0	0	0	0	1	0	1	0	0	0	0
VINEETH ss	2	0	0	0	0	0	0	0	0	0	0	0	0	2	0	0	0	1	4	0
SUNIL 3b	1	0	0	0	0	0	0	0	0	0	1	0	0	0	0	0	0	0	0	0
SINGH R 1b	1	1	0	0	0	0	0	1	0	0	0	0	0	1	0	1	0	5	0	0
DANDALE c	0	0	0	0	0	0	0	1	0	0	0	1	0	0	0	0	0	7	0	0
SUMIT lf	0	0	0	0	0	0	0	0	0	0	0	0	0	0	0	0	0	0	0	0
Totals.....	15	1	1	0	0	0	0	5	0	0	1	1	0	11	0	5	0	14	4	1

Great Britain 8 (2-6)

Player	AB	R	H	BI	2B	3B	HR	BB	SB	CS	HP	SH	SF	SO	IBB	KL	GDP	PO	A	E
DARBY rf/p	2	3	1	1	1	0	0	1	0	0	0	0	0	0	0	0	0	1	0	0
STOCKFORD K 1b	2	2	2	2	0	0	1	1	0	0	0	0	0	0	0	0	0	1	0	0
O-NEILL ss	3	1	2	3	1	0	0	0	1	0	0	0	0	0	0	0	0	1	0	0
PETERS dp	2	0	0	0	0	0	0	1	1	0	0	0	0	0	0	0	0	0	0	0
DAVIES c	2	1	0	0	0	0	0	1	1	0	0	0	0	1	0	1	0	11	0	0
HARRISON cf	3	0	0	0	0	0	0	0	0	0	0	0	0	2	0	0	0	0	0	0
LINTON p	1	0	0	0	0	0	0	0	0	0	0	0	0	1	0	0	0	0	0	0
GALE lf	2	0	0	0	0	0	0	0	0	0	0	0	0	1	0	0	0	0	0	0
PRISCOTT lf/rf	3	1	2	1	0	0	0	0	1	0	0	0	0	1	0	0	0	0	0	0
ASWANI 3b	2	0	0	0	0	0	0	0	0	0	0	0	0	1	0	0	0	0	1	0
TONLIN 2b	0	0	0	0	0	0	0	0	0	0	0	0	0	0	0	0	0	1	0	0
Totals.....	22	8	7	7	2	0	1	4	4	0	0	0	0	7	0	1	0	15	1	0

India	IP	H	R	ER	BB	SO	WP	HB	BK	IBB	SH	SF	CI	2B	3B	HR	AB	BF	FO	GO
DEEPAK L,0-5	4.2	7	8	5	4	7	0	0	0	0	0	0	0	2	0	1	22	26	2	5

Great Britain	IP	H	R	ER	BB	SO	WP	HB	BK	IBB	SH	SF	CI	2B	3B	HR	AB	BF	FO	GO
LINTON	2.0	0	0	0	1	3	0	0	0	0	0	0	0	0	0	0	6	7	2	1
DARBY W,1-2	3.0	1	1	0	4	8	0	1	0	0	1	0	0	0	0	0	9	15	0	1

Umpires - HP: DOSTAL Jiri (CZE) 1B: RAMIREZ Enrique (CUB) 2B: SONAK Brian (USA)
3B: MATABOGE Abel (BOT)
Scorers - BURNS Erin (CAN), HAMEL Rebecca (CAN), STEWART Kathy (CAN)
TC - CLOUTS Darryl (AUS)

Start: 12:30 Time: 1:25 Attendance: 101
Weather: Sunny

Game notes: None

GAME SUMMARY - RESULTADO DEL PARTIDO P3

(PLACEMENT POOL - GRUPO DE COLOCACIÓN)



CZECH REPUBLIC - SOUTH AFRICA



South Africa..... 061 000 1 - 8 7 2 (3-5)
Czech Republic..... 200 030 2 - 7 11 0 (3-5)

Jul 14, 2017 at Whitehorse (Field 2)

South Africa 8 (3-5)

Player	AB	R	H	BI	2B	3B	HR	BB	SB	CS	HP	SH	SF	SO	IBB	KL	GDP	PO	A	E
PHALADI 1b	3	1	2	2	0	0	0	1	0	0	0	0	0	1	0	0	0	5	0	1
BANN 2b	4	1	0	0	0	0	0	0	0	0	0	0	0	2	0	0	0	2	2	0
MOLOKOANE rf	4	1	1	2	0	0	0	0	0	0	0	0	0	3	0	0	0	2	0	0
BOUILLON ss	4	1	2	3	0	0	1	0	0	0	0	0	0	0	0	0	0	2	1	0
KERCHHOFF dp	3	1	0	0	0	0	0	1	0	0	0	0	0	3	0	0	0	0	0	0
FROST lf	4	2	1	0	0	0	0	0	0	0	0	0	0	1	0	0	0	0	0	0
THOMASON cf	4	0	0	0	0	0	0	0	0	0	0	0	0	2	0	1	0	0	0	0
THUPUDI 3b	1	0	0	0	0	0	0	0	0	0	1	1	0	0	0	0	0	1	2	0
CHEPAPE c	1	1	1	1	0	0	0	2	0	0	0	0	0	0	0	0	0	9	0	0
STEYN p	0	0	0	0	0	0	0	0	0	0	0	0	0	0	0	0	0	0	2	1
KEKANA p	0	0	0	0	0	0	0	0	0	0	0	0	0	0	0	0	0	0	0	0
Totals.....	28	8	7	8	0	0	1	4	0	0	1	1	0	12	0	1	0	21	7	2

Czech Republic 7 (3-5)

Player	AB	R	H	BI	2B	3B	HR	BB	SB	CS	HP	SH	SF	SO	IBB	KL	GDP	PO	A	E
MERTL 3b	4	2	2	0	0	0	0	0	0	0	0	0	0	1	0	1	0	0	3	0
VACHA cf	4	2	1	1	0	0	0	0	0	0	0	0	0	1	0	0	0	1	0	0
KOLKUS dp	4	3	3	3	0	1	1	0	0	0	0	0	0	0	0	0	0	0	0	0
SVOBODA ss	4	0	3	3	0	2	0	0	0	0	0	0	0	0	0	0	0	0	1	0
KOPECNY rf	4	0	1	0	0	0	0	0	0	0	0	0	0	3	0	3	0	0	0	0
KLAS 1b	4	0	0	0	0	0	0	0	0	0	0	0	0	1	0	0	0	6	0	0
KOLUCH lf	4	0	0	0	0	0	0	0	0	0	0	0	0	1	0	1	0	0	0	0
KLEIN c	2	0	1	0	0	0	0	1	1	0	0	0	0	0	0	0	0	13	0	0
KORCAK J 2b	2	0	0	0	0	0	0	0	0	0	0	1	0	2	0	1	0	1	2	0
MALY p	0	0	0	0	0	0	0	0	0	0	0	0	0	0	0	0	0	0	0	0
MALECEK p	0	0	0	0	0	0	0	0	0	0	0	0	0	0	0	0	0	0	1	0
HOLBRADEK p	0	0	0	0	0	0	0	0	0	0	0	0	0	0	0	0	0	0	0	0
Totals.....	32	7	11	7	0	3	1	1	1	0	0	1	0	9	0	6	0	21	7	0

South Africa	IP	H	R	ER	BB	SO	WP	HB	BK	IBB	SH	SF	CI	2B	3B	HR	AB	BF	FO	GO
STEYN W,2-1	4.1	7	5	4	0	5	0	0	0	0	1	0	0	0	2	0	20	21	2	6
KEKANA S,1	2.2	4	2	2	1	4	0	0	0	0	0	0	0	0	1	1	12	13	3	1

Czech Republic	IP	H	R	ER	BB	SO	WP	HB	BK	IBB	SH	SF	CI	2B	3B	HR	AB	BF	FO	GO
MALY L,1-3	1.1	1	5	5	3	2	0	1	0	0	0	0	0	0	0	0	6	10	1	1
MALECEK	1.1	4	2	2	1	2	3	0	0	0	1	0	0	0	0	0	7	9	0	2
HOLBRADEK	4.1	2	1	1	0	8	0	0	0	0	0	0	0	0	0	1	15	15	0	5

Umpires - HP: ENDO Nobuhiro (JPN) 1B: MORRISSEY Mike (CAN) 2B: TABINUKI Toyomastu (JPN)
3B: FALCON Carlos (VEN)
Scorers - STEWART Kathy (CAN), BURNS Erin (CAN), HAMMEL Rebecca (CAN)
TC - CLOUTS Darryl (AUS)

Start: 15:00 Time: 1:54 Attendance: 102
Weather: Sunny

Game notes: None

GAME SUMMARY - RESULTADO DEL PARTIDO P4

(PLACEMENT POOL - GRUPO DE COLOCACIÓN)



DOMINICAN REPUBLIC - DENMARK



Denmark..... 000 000 0 - 0 1 1 (3-5)
Dominican Republic.. 102 012 X - 6 12 0 (4-4)

Jul 14, 2017 at Whitehorse (Field 2)

Denmark 0 (3-5)

Player	AB	R	H	BI	2B	3B	HR	BB	SB	CS	HP	SH	SF	SO	IBB	KL	GDP	PO	A	E
BROWN rf	3	0	0	0	0	0	0	0	0	0	0	0	0	2	0	0	0	0	0	0
TERKELSEN lf	2	0	0	0	0	0	0	0	1	0	1	0	0	2	0	0	0	2	0	0
JULENON lb	2	0	1	0	0	0	0	0	0	0	0	0	0	1	0	1	0	1	0	0
ANDERSEN pr/lb	1	0	0	0	0	0	0	0	0	0	0	0	0	1	0	1	0	4	0	0
SIMONSEN cf	1	0	0	0	0	0	0	2	0	0	0	0	0	0	0	0	0	3	0	0
JOERGENSEN dp/c	2	0	0	0	0	0	0	1	0	0	0	0	0	2	0	1	0	1	0	0
SVANE c/dp	3	0	0	0	0	0	0	0	0	0	0	0	0	0	0	0	0	3	1	0
NIHOEJ 2b	2	0	0	0	0	0	0	0	0	0	0	0	0	2	0	0	0	0	1	1
NIELSEN 2b	1	0	0	0	0	0	0	0	0	0	0	0	0	1	0	0	0	0	0	0
LORENTSEN 3b	3	0	0	0	0	0	0	0	0	0	0	0	0	1	0	1	0	2	1	0
MILNE ss	2	0	0	0	0	0	0	0	0	0	0	0	0	1	0	1	0	2	1	0
HANSEN p	0	0	0	0	0	0	0	0	0	0	0	0	0	0	0	0	0	0	2	0
LOHMANN p	0	0	0	0	0	0	0	0	0	0	0	0	0	0	0	0	0	0	1	0
Totals.....	22	0	1	0	0	0	0	3	1	0	1	0	0	13	0	5	0	18	7	1

Dominican Republic 6 (4-4)

Player	AB	R	H	BI	2B	3B	HR	BB	SB	CS	HP	SH	SF	SO	IBB	KL	GDP	PO	A	E
MEDINA cf	3	1	2	0	0	0	0	1	1	1	0	0	0	1	0	0	0	1	0	0
VALERIO ss	4	2	1	2	0	0	1	0	0	0	0	0	0	1	0	0	0	0	0	0
LAHOZ lb/dp	4	1	3	2	0	0	1	0	0	0	0	0	0	0	0	0	0	0	1	0
DE MOTA pr	0	1	0	0	0	0	0	0	0	0	0	0	0	0	0	0	0	0	0	0
NUNEZ 2b	4	0	2	1	1	0	0	0	0	0	0	0	0	0	0	0	0	2	2	0
CHALAS lf	4	0	1	1	0	0	0	0	0	0	0	0	0	0	0	0	0	0	0	0
VILLAFANA 3b	3	0	1	0	0	0	0	0	0	0	0	0	0	0	0	0	0	0	2	0
MORETA c	2	0	0	0	0	0	0	0	0	0	0	0	0	0	0	0	0	14	0	0
CRUZ ph	1	0	0	0	0	0	0	0	0	0	0	0	0	0	0	0	0	0	0	0
FIGUERO rf	3	0	1	0	0	0	0	0	0	0	0	0	0	0	0	0	0	0	0	0
ARIAS dp/lb	2	1	1	0	0	0	0	1	0	0	0	0	0	1	0	1	0	4	0	0
GONZALEZ p	0	0	0	0	0	0	0	0	0	0	0	0	0	0	0	0	0	0	0	0
PAULINO p	0	0	0	0	0	0	0	0	0	0	0	0	0	0	0	0	0	0	0	0
Totals.....	30	6	12	6	1	0	2	2	1	1	0	0	0	3	0	1	0	21	5	0

Denmark	IP	H	R	ER	BB	SO	WP	HB	BK	IBB	SH	SF	CI	2B	3B	HR	AB	BF	FO	GO
HANSEN L,2-5	5.0	11	6	6	2	2	0	0	0	0	0	0	0	1	0	2	27	29	7	6
LOHMANN	1.0	1	0	0	0	1	0	0	0	0	0	0	0	0	0	0	3	3	0	1

Dominican Republic	IP	H	R	ER	BB	SO	WP	HB	BK	IBB	SH	SF	CI	2B	3B	HR	AB	BF	FO	GO
GONZALEZ W,1-3	6.0	1	0	0	3	12	0	1	0	0	0	0	0	0	0	0	19	23	2	4
PAULINO	1.0	0	0	0	0	1	0	0	0	0	0	0	0	0	0	0	3	3	1	1

Umpires - HP: HELMER Daryl (CAN) 1B: MATABOGE Abel (BOT) 2B: PORTEOUS Mark (NZL) 3B: RAMIREZ Enrique (CUB)
Scorers - BURNS Erin (CAN), HAMMEL Rebecca (CAN), STEWART Kathy (CAN)
TC - CLOUTS Darryl (AUS)

Start: 17:30 Time: 1:30 Attendance: 103
Weather: Sunny

Game notes: None

GAME SUMMARY - RESULTADO DEL PARTIDO C1 (CHAMPIONSHIP POOL - GRUPO DE CAMPEONATO)



ARGENTINA - BOTSWANA



Botswana..... 000 000 0 - 0 1 1 (3-5)
Argentina..... 202 010 X - 5 4 0 (6-2)

Jul 14, 2017 at Whitehorse (Field 1)

Botswana 0 (3-5)

Player	AB	R	H	BI	2B	3B	HR	BB	SB	CS	HP	SH	SF	SO	IBB	KL	GDP	PO	A	E
MOTSUMI 1b	3	0	0	0	0	0	0	0	0	0	0	0	0	2	0	0	0	5	0	0
LEKGOTHU dp	2	0	0	0	0	0	0	1	0	0	0	0	0	0	0	0	0	0	0	0
RADITHOBANE c	2	0	0	0	0	0	0	0	0	0	0	0	0	2	0	0	0	7	0	0
GUDU ph	1	0	0	0	0	0	0	0	0	0	0	0	0	1	0	0	0	0	0	0
GAROGWE lf	2	0	0	0	0	0	0	0	0	0	0	0	0	2	0	0	0	0	0	0
LEGAU ph	1	0	0	0	0	0	0	0	0	0	0	0	0	0	0	0	0	0	0	0
MOALOSI 3b	2	0	0	0	0	0	0	0	0	0	0	0	0	1	0	0	0	2	1	0
MOTSHOLATHEB ph	0	0	0	0	0	0	0	1	0	0	0	0	0	0	0	0	0	0	0	0
SIMWANZA cf	2	0	0	0	0	0	0	0	0	0	0	0	0	2	0	0	0	0	0	0
TSHELAMETS R ph	1	0	0	0	0	0	0	0	0	0	0	0	0	1	0	0	0	0	0	0
DEKOKER rf	1	0	0	0	0	0	0	0	0	0	0	0	0	1	0	0	0	0	0	0
TSHELAMETS G ph/rf	1	0	1	0	0	0	0	0	0	0	0	0	0	0	0	0	0	0	0	0
KGOSIMORE 2b	1	0	0	0	0	0	0	0	0	0	0	0	0	1	0	1	0	2	1	1
MATLHO ph/2b	1	0	0	0	0	0	0	0	0	0	0	0	0	0	0	0	0	0	1	0
MANAKA ss	1	0	0	0	0	0	0	0	0	0	0	0	0	1	0	0	0	1	3	0
SHALOBANE ph	1	0	0	0	0	0	0	0	0	0	0	0	0	1	0	0	0	0	0	0
MOGALE p	0	0	0	0	0	0	0	0	0	0	0	0	0	0	0	0	0	1	0	0
Totals.....	22	0	1	0	0	0	0	2	0	0	0	0	0	15	0	1	0	18	6	1

Argentina 5 (6-2)

Player	AB	R	H	BI	2B	3B	HR	BB	SB	CS	HP	SH	SF	SO	IBB	KL	GDP	PO	A	E
MIGLIAVACCA rf/cf	1	2	0	0	0	0	0	2	2	0	1	0	0	1	0	1	0	0	0	0
PEKER cf	1	1	0	0	0	0	0	1	2	0	1	0	0	1	0	1	0	0	0	0
LOMBARDO ph	1	0	0	0	0	0	0	0	0	0	0	0	0	0	0	0	0	0	0	0
MALARCZUK 2b	3	0	0	0	0	0	0	0	0	0	0	0	0	2	0	1	0	1	2	0
GODOY M 1b	2	1	1	1	1	0	0	1	0	0	0	0	0	0	1	0	0	4	0	0
MOTRONI c	3	0	0	1	0	0	0	0	0	0	0	0	0	0	0	0	0	12	1	0
LATASA c	0	0	0	0	0	0	0	0	0	0	0	0	0	0	0	0	0	3	0	0
ZARA 3b	3	0	0	0	0	0	0	0	0	0	0	0	0	0	0	0	0	1	0	0
GODOY G ss	3	0	0	0	0	0	0	0	0	0	0	0	0	0	0	0	0	0	0	0
MATA C dp	2	0	0	0	0	0	0	0	0	0	0	0	0	2	0	0	0	0	0	0
EDER ph/rf	1	0	1	0	0	0	0	0	0	0	0	0	0	0	0	0	0	0	0	0
MINIGUTTI lf	3	1	2	0	0	0	0	0	0	0	0	0	0	1	0	0	0	0	0	0
GODOY H p	0	0	0	0	0	0	0	0	0	0	0	0	0	0	0	0	0	0	1	0
GONZALEZ p	0	0	0	0	0	0	0	0	0	0	0	0	0	0	0	0	0	0	0	0
Totals.....	23	5	4	2	1	0	0	4	4	0	2	0	0	7	1	3	0	21	4	0

Botswana	IP	H	R	ER	BB	SO	WP	HB	BK	IBB	SH	SF	CI	2B	3B	HR	AB	BF	FO	GO
MOGALE L,2-2	6.0	4	5	3	4	7	2	2	0	1	0	0	0	1	0	0	23	29	4	7

Argentina	IP	H	R	ER	BB	SO	WP	HB	BK	IBB	SH	SF	CI	2B	3B	HR	AB	BF	FO	GO
GODOY H W,2-0	5.0	1	0	0	0	12	0	0	0	0	0	0	0	0	0	0	16	16	0	3
GONZALEZ S,2	2.0	0	0	0	2	3	0	0	0	0	0	0	0	0	0	0	6	8	1	2

Umpires - HP: CARTER Jason (AUS) 1B: SKJERVEN Gary (CAN) 2B: LOPEZ William (PUR)
3B: EVANS Leigh (AUS)
Scorers - HAMMEL Elise (CAN), HAMMEL Maury (CAN), BURNS Susan (CAN)
TC - CLOUTS Darryl (AUS)

Start: 11:26 Time: 1:34 Attendance: 200
Weather: Sunny

Game notes:
GODOY H faced 1 batter in the 6th.

GAME SUMMARY - RESULTADO DEL PARTIDO C2 (CHAMPIONSHIP POOL - GRUPO DE CAMPEONATO)



VENEZUELA - USA



United States..... 141 05 - 11 9 0 (6-2)
Venezuela..... 200 10 - 3 5 3 (6-2)

Jul 14, 2017 at Whitehorse (Field 1)

United States 11 (6-2)

Player	AB	R	H	BI	2B	3B	HR	BB	SB	CS	HP	SH	SF	SO	IBB	KL	GDP	PO	A	E
KAY cf	3	1	0	0	0	0	0	0	0	0	0	0	0	1	0	1	0	0	0	0
NOWACZYK ph	1	0	1	2	0	0	0	0	0	0	0	0	0	0	0	0	0	0	0	0
ZECHMAN dp	2	1	1	0	1	0	0	0	0	0	0	0	0	0	0	0	0	0	0	0
TAN pr/lf	2	1	0	0	0	0	0	0	0	0	0	0	0	0	0	0	0	0	0	0
OCHOA lf/dp	3	1	1	1	0	0	0	1	0	0	0	0	0	0	0	0	0	0	0	0
DUDLEY 2b	4	1	2	4	1	0	1	0	0	0	0	0	0	1	0	0	0	2	0	0
CASTILLO 3b	3	0	0	0	0	0	0	1	0	0	0	0	0	2	0	0	0	0	2	0
PALAZZO 1b	2	1	0	0	0	0	0	1	0	0	0	0	0	2	0	0	0	4	0	0
RATLIFF rf	2	2	1	0	0	0	0	1	0	0	0	0	0	0	0	0	0	1	0	0
MULLINS c	2	1	1	1	0	0	0	1	0	0	0	0	0	1	0	1	0	8	0	0
HEINLEIN ss	2	2	2	2	1	0	0	1	0	0	0	0	0	0	0	0	0	0	2	0
MANCHA p	0	0	0	0	0	0	0	0	0	0	0	0	0	0	0	0	0	0	0	0
MANLEY p	0	0	0	0	0	0	0	0	0	0	0	0	0	0	0	0	0	0	0	0
Totals.....	26	11	9	10	3	0	1	6	0	0	0	0	0	7	0	2	0	15	4	0

Venezuela 3 (6-2)

Player	AB	R	H	BI	2B	3B	HR	BB	SB	CS	HP	SH	SF	SO	IBB	KL	GDP	PO	A	E
QUERALES cf	3	1	1	0	0	0	0	0	0	0	0	0	0	1	0	0	0	1	0	1
PAEZ 3b	3	0	1	0	0	0	0	0	0	0	0	0	0	0	0	0	0	0	1	0
CHIRINOS ss	3	0	0	0	0	0	0	0	0	0	0	0	0	3	0	1	0	4	2	0
FLORES c	3	1	1	2	0	0	1	0	0	0	0	0	0	0	0	0	0	7	0	0
LIMA 2b	1	0	0	0	0	0	0	1	0	0	0	0	0	0	0	0	0	0	2	1
PINTO dp	2	0	0	0	0	0	0	0	0	0	0	0	0	1	0	0	0	0	0	0
CARRENO lf	2	1	1	1	0	0	1	0	0	0	0	0	0	0	0	0	0	0	0	0
ZAMBRANO 1b	1	0	1	0	0	0	0	0	0	0	1	0	0	0	0	0	0	3	0	0
OJEDA pr	0	0	0	0	0	0	0	0	0	0	0	0	0	0	0	0	0	0	0	0
ACACIO rf	2	0	0	0	0	0	0	0	0	0	0	0	0	2	0	0	0	0	0	0
UCERO p	0	0	0	0	0	0	0	0	0	0	0	0	0	0	0	0	0	0	1	1
PINEDA p	0	0	0	0	0	0	0	0	0	0	0	0	0	0	0	0	0	0	0	0
PIMENTEL p	0	0	0	0	0	0	0	0	0	0	0	0	0	0	0	0	0	0	0	0
Totals.....	20	3	5	3	0	0	2	1	0	0	1	0	0	7	0	1	0	15	6	3

United States	IP	H	R	ER	BB	SO	WP	HB	BK	IBB	SH	SF	CI	2B	3B	HR	AB	BF	FO	GO
MANCHA	0.2	2	2	2	1	1	1	0	0	0	0	0	0	0	0	1	4	5	1	0
MANLEY W,2-0	4.1	3	1	1	0	6	0	1	0	0	0	0	0	0	0	1	16	17	3	4

Venezuela	IP	H	R	ER	BB	SO	WP	HB	BK	IBB	SH	SF	CI	2B	3B	HR	AB	BF	FO	GO
UCERO L,2-1	2.1	4	6	2	4	5	0	0	0	0	0	0	0	2	0	1	13	17	0	2
PINEDA	1.2	2	3	3	2	1	0	0	0	0	0	0	0	0	0	0	7	9	2	2
PIMENTEL	1.0	3	2	2	0	1	0	0	0	0	0	0	0	1	0	0	6	6	1	1

Umpires - HP: KAIARUNA Tony (NZL) 1B: KLUSZCZYNSKI Peter (CAN) 2B: SOENMEZ Galip (GER)
3B: PORTEOUS Mark (NZL)
Scorers - HAMMEL Elise (CAN), HAMMEL Maury (CAN), BURNS Susan (CAN)
TC - CLOUTS Darryl (AUS)

Start: 13:55 Time: 1:52 Attendance: 550
Weather: Sunny

Game notes:
PINEDA faced 3 batters in the 5th.

GAME SUMMARY - RESULTADO DEL PARTIDO C3 (CHAMPIONSHIP POOL - GRUPO DE CAMPEONATO)



CANADA - JAPON



Japan..... 000 000 0 - 0 5 0 (6-2)
Canada..... 000 020 X - 2 3 1 (8-0)

Jul 14, 2017 at Whitehorse (Field 1)

Japan 0 (6-2)

Player	AB	R	H	BI	2B	3B	HR	BB	SB	CS	HP	SH	SF	SO	IBB	KL	GDP	PO	A	E
MORITA lf	3	0	0	0	0	0	0	0	0	0	0	0	0	0	0	0	0	0	0	0
SAWADA 2b	3	0	1	0	0	0	0	0	0	0	0	0	0	0	0	0	0	1	3	0
URAMOTO 1b	3	0	0	0	0	0	0	0	0	0	0	0	0	1	0	0	0	9	0	0
MATSUDA dp	3	0	0	0	0	0	0	0	0	0	0	0	0	2	0	0	0	0	0	0
OISHI rf	3	0	1	0	0	0	0	0	0	0	0	0	0	2	0	1	0	0	0	0
KAWADA cf	3	0	1	0	0	0	0	0	0	0	0	0	0	1	0	1	0	1	0	0
KATAOKA c	3	0	0	0	0	0	0	0	0	0	0	0	0	0	0	0	0	4	1	0
KOSHIKIYA ss	3	0	1	0	0	0	0	0	0	0	0	0	0	1	0	0	0	2	3	0
ITOSE 3b	2	0	1	0	0	0	0	0	0	0	0	0	0	1	0	0	0	1	1	0
TAKAHASHI p	0	0	0	0	0	0	0	0	0	0	0	0	0	0	0	0	0	0	0	0
KYAKUNO p	0	0	0	0	0	0	0	0	0	0	0	0	0	0	0	0	0	0	0	0
Totals.....	26	0	5	0	0	0	0	0	0	0	0	0	0	8	0	2	0	18	8	0

Canada 2 (8-0)

Player	AB	R	H	BI	2B	3B	HR	BB	SB	CS	HP	SH	SF	SO	IBB	KL	GDP	PO	A	E
HORN 2b	3	0	0	0	0	0	0	0	0	0	0	0	0	0	0	0	0	0	3	0
ROY rf	2	0	0	0	0	0	0	1	0	0	0	0	0	1	0	1	0	2	1	0
EZEKIEL cf	1	0	0	0	0	0	0	2	0	1	0	0	0	0	0	0	1	0	0	0
MULLALEY 1b	2	0	0	0	0	0	0	0	0	0	0	0	0	1	0	1	0	7	0	0
MAYSON 3b	2	1	1	0	0	0	0	0	0	0	0	0	0	1	0	0	0	0	1	1
JOHNSON lf	2	1	1	2	0	0	1	0	0	0	0	0	0	0	0	0	0	3	0	0
HUNTER dp	2	0	1	0	0	0	0	0	0	0	0	0	0	0	0	0	0	0	0	0
BOLAND R c	2	0	0	0	0	0	0	0	0	0	0	0	0	0	0	0	0	8	0	0
SCHELLENBERG ss	2	0	0	0	0	0	0	0	0	0	0	0	0	1	0	0	0	1	1	0
CLEARY p	0	0	0	0	0	0	0	0	0	0	0	0	0	0	0	0	0	0	1	0
Totals.....	18	2	3	2	0	0	1	3	0	1	0	0	0	4	0	2	1	21	7	1

Japan	IP	H	R	ER	BB	SO	WP	HB	BK	IBB	SH	SF	CI	2B	3B	HR	AB	BF	FO	GO
TAKAHASHI L,1-1	4.0	3	2	2	2	4	0	0	0	0	0	0	0	0	0	1	14	16	1	6
KYAKUNO	2.0	0	0	0	1	0	0	0	0	0	0	0	0	0	0	0	4	5	2	2

Canada	IP	H	R	ER	BB	SO	WP	HB	BK	IBB	SH	SF	CI	2B	3B	HR	AB	BF	FO	GO
CLEARY W,3-0	7.0	5	0	0	0	8	1	0	0	0	0	0	0	0	0	0	26	26	6	6

Umpires - HP: WAITE Casey (USA) 1B: LOPEZ William (PUR) 2B: EVANS Leigh (AUS)
3B: SONAK Brian (USA)
Scorers - BURNS Susan (CAN), HAMMEL Elise (CAN), HAMMEL Maury (CAN)
TC - CLOUTS Darryl (AUS)

Start: 16:26 Time: 1:37 Attendance: 1853
Weather: Sunny

Game notes:
TAKAHASHI faced 3 batters in the 5th.

GAME SUMMARY - RESULTADO DEL PARTIDO C4 (CHAMPIONSHIP POOL - GRUPO DE CAMPEONATO)



NEW ZEALAND - AUSTRALIA



New Zealand 6, Australia 2 (Jul 14, 2017 at Whitehorse)

Australia..... 000 011 0 - 2 6 3 (5-3)
New Zealand..... 100 032 X - 6 8 2 (7-1)

Jul 14, 2017 at Whitehorse (Field 1)

Australia 2 (5-3)

Player	AB	R	H	BI	2B	3B	HR	BB	SB	CS	HP	SH	SF	SO	IBB	KL	GDP	PO	A	E
SHAILES 3b	4	0	1	1	1	0	0	0	0	0	0	0	0	0	0	0	0	0	4	0
TODHUNTER ss	3	0	1	0	1	0	0	0	0	0	0	0	0	0	0	0	0	2	2	2
MCGOVERN ph	1	0	0	0	0	0	0	0	0	0	0	0	0	1	0	1	0	0	0	0
KIRKPATRICK 1b/p	4	0	0	0	0	0	0	0	0	0	0	0	0	0	0	0	0	4	0	1
JEMMOTT pr	0	1	0	0	0	0	0	0	0	0	0	0	0	0	0	0	0	0	0	0
WELDON dp	3	0	0	0	0	0	0	0	0	0	0	0	0	2	0	0	1	0	0	0
MERRIMAN rf/lf	2	0	0	0	0	0	0	1	0	0	0	0	0	1	0	1	0	1	0	0
NORTON c	2	0	0	0	0	0	0	0	0	1	0	0	0	1	0	1	0	7	0	0
HARRIS lf	2	0	0	0	0	0	0	0	0	0	0	0	0	1	0	1	0	0	0	0
O'LEARY ph/rf	1	0	1	1	0	0	0	0	0	0	0	0	0	0	0	0	0	1	0	0
SINCLAIR cf	3	1	1	0	0	0	0	0	0	0	0	0	0	2	0	1	0	1	0	0
O'BYRNE 2b	3	0	2	0	0	0	0	0	0	0	0	0	0	0	0	0	0	2	0	0
FOLKARD p	0	0	0	0	0	0	0	0	0	0	0	0	0	0	0	0	0	0	0	0
WHITE 1b	0	0	0	0	0	0	0	0	0	0	0	0	0	0	0	0	0	0	0	0
Totals.....	28	2	6	2	2	0	0	1	0	0	1	0	0	8	0	5	1	18	6	3

New Zealand 6 (7-1)

Player	AB	R	H	BI	2B	3B	HR	BB	SB	CS	HP	SH	SF	SO	IBB	KL	GDP	PO	A	E
ENOKA C cf/rf	4	1	3	1	0	1	0	0	0	0	0	0	0	0	0	0	0	2	0	0
EVANS J 2b	4	1	1	1	0	0	0	0	0	0	0	0	0	1	0	1	0	1	2	1
NUKUNUKU 1b	4	1	1	1	1	0	0	0	0	0	0	0	0	2	0	1	0	9	0	0
RONA dp	3	0	0	0	0	0	0	1	0	0	0	0	0	0	0	0	0	0	0	0
ENOKA T lf/cf	3	1	2	3	1	0	1	0	0	0	0	0	0	0	0	0	0	0	0	0
EVANS C ss	3	0	0	0	0	0	0	0	0	0	0	0	0	0	0	0	0	1	2	1
LAULA rf	2	0	0	0	0	0	0	1	0	0	0	0	0	1	0	0	0	0	0	0
HARBROW pr/lf	0	0	0	0	0	0	0	0	0	0	0	0	0	0	0	0	0	0	0	0
COMPAIN c	3	1	1	0	0	0	0	0	0	0	0	0	0	1	0	0	0	8	0	0
BARTORILLO 3b	3	1	0	0	0	0	0	0	0	0	0	0	0	2	0	2	0	0	1	0
PETTETT p	0	0	0	0	0	0	0	0	0	0	0	0	0	0	0	0	0	0	3	0
Totals.....	29	6	8	6	2	1	1	2	0	0	0	0	0	7	0	4	0	21	8	2

Australia	IP	H	R	ER	BB	SO	WP	HB	BK	IBB	SH	SF	CI	2B	3B	HR	AB	BF	FO	GO
FOLKARD L,0-3	5.0	7	4	4	1	7	0	0	0	0	0	0	0	2	1	1	23	24	3	5
KIRKPATRICK	1.0	1	2	1	1	0	0	0	0	0	0	0	0	0	0	0	6	7	2	1

New Zealand	IP	H	R	ER	BB	SO	WP	HB	BK	IBB	SH	SF	CI	2B	3B	HR	AB	BF	FO	GO
PETTETT W,4-0	7.0	6	2	1	1	8	0	1	0	0	0	0	0	2	0	0	28	30	5	7

Umpires - HP: KLUSZCZYNSKI Peter (CAN) 1B: SOENMEZ Galip (GER) 2B: MORRISSEY Mike (CAN)
3B: SKJERVEN Gary (CAN)

Scorers - BURNS Susan (CAN), HAMMEL Elise (CAN), HAMMEL Maury (CAN)

TC - CLOUTS Darryl (AUS)

Start: 19:06 Time: 1:55 Attendance: 1272

Weather: Cloudy

Game notes: None

GAME SUMMARY - RESULTADO DEL PARTIDO P5
(PLACEMENT POOL - GRUPO DE COLOCACIÓN)



CZECH REPUBLIC – HONG KONG



Hong Kong..... 100 001 0 - 2 4 1 (2-7)
Czech Republic..... 100 230 X - 6 10 1 (4-5)

Jul 15, 2017 at Whitehorse (Field 2)

Hong Kong 2 (2-7)

Player	AB	R	H	BI	2B	3B	HR	BB	SB	CS	HP	SH	SF	SO	IBB	KL	GDP	PO	A	E
PANG 2b	2	0	0	0	0	0	0	0	0	0	1	0	0	2	0	0	0	2	0	0
CHENG 2b	1	0	0	0	0	0	0	0	0	0	0	0	0	1	0	0	0	2	0	0
OSHIMA cf	3	0	1	0	0	0	0	1	0	0	0	0	0	1	0	0	0	1	0	0
CHEUNG ss	3	1	1	0	0	0	0	1	0	1	0	0	0	1	0	0	0	2	2	1
NG c	2	0	0	0	0	0	0	2	0	0	0	0	0	0	0	0	0	3	1	0
FUNG 3b	3	0	1	1	0	0	0	0	0	0	0	0	0	2	0	0	0	0	1	0
CHAN C lf	2	0	0	0	0	0	0	0	0	0	1	0	0	1	0	1	0	1	0	0
WONG dp/p	3	1	1	0	0	1	0	0	0	0	0	0	0	1	0	0	0	0	0	0
SIU rf	3	0	0	0	0	0	0	0	0	0	0	0	0	2	0	1	0	4	0	0
WU 1b	2	0	0	0	0	0	0	0	0	0	0	0	0	2	0	0	0	3	0	0
TONG ph	1	0	0	0	0	0	0	0	0	0	0	0	0	0	0	0	0	0	0	0
TANG p	0	0	0	0	0	0	0	0	0	0	0	0	0	0	0	0	0	0	1	0
Totals.....	25	2	4	1	0	1	0	4	0	1	2	0	0	13	0	2	0	18	5	1

Czech Republic 6 (4-5)

Player	AB	R	H	BI	2B	3B	HR	BB	SB	CS	HP	SH	SF	SO	IBB	KL	GDP	PO	A	E
KOPECNY dp	3	1	0	0	0	0	0	0	0	0	1	0	0	0	0	0	0	0	0	0
KORCAK J 2b	3	1	1	0	0	0	0	0	0	0	1	0	0	1	0	0	0	0	1	0
SVOBODA ss	3	1	2	3	0	0	1	1	0	0	0	0	0	0	1	0	0	3	1	0
BENDA lf	4	1	1	0	0	0	0	0	0	0	0	0	0	0	0	0	1	0	0	0
KLAS 3b	3	1	3	1	0	0	1	0	0	0	0	0	0	0	0	0	0	1	0	1
KOLUCH cf	3	1	1	1	0	0	0	0	0	0	0	0	0	0	0	0	0	0	0	0
NEZBEDA rf	3	0	0	0	0	0	0	0	0	0	0	0	0	1	0	1	0	2	0	0
MALY 1b	3	0	1	1	0	0	0	0	1	0	0	0	0	0	0	0	0	4	0	0
KLEIN c	2	0	1	0	0	0	0	1	0	0	0	0	0	0	0	0	0	11	3	0
MALECEK p	0	0	0	0	0	0	0	0	0	0	0	0	0	0	0	0	0	0	0	0
Totals.....	27	6	10	6	0	0	2	2	1	0	2	0	0	2	1	1	1	21	5	1

Hong Kong	IP	H	R	ER	BB	SO	WP	HB	BK	IBB	SH	SF	CI	2B	3B	HR	AB	BF	FO	GO
TANG L,0-3	3.1	4	3	3	1	1	2	1	0	0	0	0	0	0	0	1	14	16	7	2
WONG	2.2	6	3	3	1	1	1	1	0	1	0	0	0	0	0	1	13	15	4	2

Czech Republic	IP	H	R	ER	BB	SO	WP	HB	BK	IBB	SH	SF	CI	2B	3B	HR	AB	BF	FO	GO
MALECEK W,2-1	7.0	4	2	1	4	13	1	2	0	0	0	0	0	0	1	0	25	31	5	2

Umpires - HP: RAMIREZ Erique (CUB) 1B: ENDO Nobuhiro (JPN) 2B: MORRISSEY Mike (CAN)

3B: TABINUKI Toyomastu (JPN)

Scorers - BURNS Erin (CAN), HAMMEL Rebecca (CAN), BURNS Garry (CAN)

TC - CLOUTS Darryl (AUS)

Start: 11:30 Time: 1:39 Attendance: 53

Weather: Overcast

Game notes: None

GAME SUMMARY - RESULTADO DEL PARTIDO P6 (PLACEMENT POOL - GRUPO DE COLOCACIÓN)



DENMARK - GREAT BRITAIN



Great Britain..... 000 001 0 - 1 3 2 (2-7)
Denmark..... 112 020 X - 6 3 1 (4-5)

Jul 15, 2017 at Whitehorse (Field 2)

Great Britain 1 (2-7)

Player	AB	R	H	BI	2B	3B	HR	BB	SB	CS	HP	SH	SF	SO	IBB	KL	GDP	PO	A	E
DARBY p/rf	3	0	0	0	0	0	0	0	0	0	0	0	0	1	0	0	0	2	0	0
STOCKFORD K 1b/p	3	0	0	0	0	0	0	0	0	0	0	0	0	0	0	0	0	1	0	0
O-NEILL ss/lb	3	0	1	0	0	0	0	0	0	0	0	0	0	2	0	0	0	4	0	0
PETERS dp	3	0	1	1	0	0	0	0	0	0	0	0	0	0	0	0	0	0	0	0
DAVIES c	3	0	0	0	0	0	0	0	0	0	0	0	0	2	0	0	0	8	1	1
PRISCOTT lf	3	0	0	0	0	0	0	0	0	0	0	0	0	1	0	0	0	0	0	0
GALE rf/2b	2	0	0	0	0	0	1	0	0	0	0	0	0	2	0	1	0	1	0	0
HARRISON cf	3	0	0	0	0	0	0	0	0	0	0	0	0	2	0	0	0	1	0	0
ASWANI 3b	2	1	1	0	0	0	0	0	0	0	0	0	0	1	0	0	0	0	1	0
TONLIN 2b/ss	0	0	0	0	0	0	0	0	0	0	0	0	0	0	0	0	0	1	2	1
Totals.....	25	1	3	1	0	0	1	0	0	0	0	0	0	11	0	1	0	18	4	2

Denmark 6 (4-5)

Player	AB	R	H	BI	2B	3B	HR	BB	SB	CS	HP	SH	SF	SO	IBB	KL	GDP	PO	A	E
TERKELSEN p/lf	3	0	0	0	0	0	1	0	0	0	0	0	0	0	0	0	0	0	2	0
SVANE c/3b	3	1	0	0	0	0	1	0	0	0	0	0	1	0	0	0	0	9	1	0
SIMONSEN cf	3	0	0	0	0	0	0	0	0	1	0	0	2	0	2	0	0	0	0	0
JULENON dp	0	0	0	0	0	0	2	0	0	0	0	0	0	0	0	0	0	0	0	0
BROWN rf	1	1	0	0	0	0	3	0	0	0	0	0	1	0	1	0	0	2	0	0
JOERGENSEN lf/c	1	0	0	1	0	0	1	0	0	0	0	0	1	0	0	0	0	2	0	0
GORLEN lf	1	1	0	0	0	0	1	1	0	0	0	0	1	0	0	0	0	0	0	0
NIHOEJ 2b	2	0	1	1	1	0	1	1	0	0	0	0	1	0	0	0	0	0	1	0
ANDERSEN 1b	3	1	1	1	0	0	0	0	0	0	0	0	1	0	0	0	0	6	0	1
LORENTSEN 3b/p	2	0	0	0	0	0	0	0	0	0	0	0	0	0	0	0	0	0	1	0
HANSEN ph	1	0	0	0	0	0	0	0	0	0	0	0	1	0	0	0	0	0	0	0
NIELSEN 3b	0	0	0	0	0	0	0	0	0	0	0	0	0	0	0	0	0	0	0	0
MILNE ss	2	2	1	0	1	0	0	1	0	0	0	0	0	0	0	0	0	2	3	0
Totals.....	22	6	3	3	2	0	10	3	0	1	0	0	9	0	3	0	0	21	8	1

Great Britain	IP	H	R	ER	BB	SO	WP	HB	BK	IBB	SH	SF	CI	2B	3B	HR	AB	BF	FO	GO
DARBY L,1-3	2.1	1	4	2	8	4	3	0	0	0	0	0	0	0	0	0	8	16	1	1
STOCKFORD K	3.2	2	2	2	2	5	0	1	0	0	0	0	0	2	0	0	14	17	3	3

Denmark	IP	H	R	ER	BB	SO	WP	HB	BK	IBB	SH	SF	CI	2B	3B	HR	AB	BF	FO	GO
TERKELSEN W,2-0	6.0	3	1	1	1	9	0	0	0	0	0	0	0	0	0	0	22	23	3	6
LORENTSEN	1.0	0	0	0	0	2	0	0	0	0	0	0	0	0	0	0	3	3	0	1

Umpires - HP: MATABOGE Abel (BOT) 1B: MMAKOLA Ashley (RSA) 2B: DOSTAL Jiri (CZE)

3B: LISS Vladimir (CZE)

SCORERS - BURNS Erin (CAN), HAMMEL Rebecca (CAN), BURNS Garry (CAN)

TC - CLOUTS Darryl (AUS)

Start: 14:00 Time: 1:36 Attendance: 58

Weather: Overcast

Game notes: None

GAME SUMMARY - RESULTADO DEL PARTIDO C5 (CHAMPIONSHIP POOL - GRUPO DE CAMPEONATO)



JAPON - ARGENTINA



Argentina..... 000 050 0 - 5 3 1 (7-2)
Japan..... 001 011 0 - 3 5 2 (6-3)

Jul 15, 2017 at Whitehorse (Field 1)

Argentina 5 (7-2)

Player	AB	R	H	BI	2B	3B	HR	BB	SB	CS	HP	SH	SF	SO	IBB	KL	GDP	PO	A	E
MIGLIAVACCA cf	3	1	0	0	0	0	0	0	0	0	0	0	0	2	0	2	0	0	0	0
LOMBARDO ph	0	0	0	1	0	0	0	0	0	0	1	0	0	0	0	0	0	0	0	0
MALARCZUK 2b	4	1	0	1	0	0	0	0	0	0	0	0	0	3	0	2	0	1	3	0
GODOY M 1b	3	1	0	1	0	0	0	1	0	0	0	0	0	1	0	0	0	8	0	0
MOTRONI dp	1	0	0	0	0	0	0	1	0	0	0	0	0	1	0	0	0	0	0	0
EDER pr/rf	1	0	1	1	0	0	0	0	0	0	0	0	0	0	0	0	0	1	0	0
ZARA rf/dp	3	0	0	0	0	0	0	0	0	0	0	0	0	0	0	0	1	0	0	0
GODOY G ss	2	0	0	0	0	0	0	1	0	0	0	0	0	0	0	0	0	1	2	1
MINIGUTTI pr	0	0	0	0	0	0	0	0	0	0	0	0	0	0	0	0	0	0	0	0
OJEDA 3b	2	1	0	0	0	0	0	0	0	0	1	0	0	1	0	0	0	0	0	0
LATASA c	2	0	0	0	0	0	0	1	0	0	0	0	0	1	0	1	0	10	0	0
PEKER pr	0	1	0	0	0	0	0	0	0	0	0	0	0	0	0	0	0	0	0	0
MONTERO MAR lf	3	0	2	0	1	0	0	0	0	0	0	0	0	0	0	0	0	0	0	0
GODOY H p	0	0	0	0	0	0	0	0	0	0	0	0	0	0	0	0	0	0	2	0
MONTERO MAX p	0	0	0	0	0	0	0	0	0	0	0	0	0	0	0	0	0	0	0	0
Totals.....	24	5	3	4	1	0	0	4	0	0	2	0	0	9	0	5	1	21	7	1

Japan 3 (6-3)

Player	AB	R	H	BI	2B	3B	HR	BB	SB	CS	HP	SH	SF	SO	IBB	KL	GDP	PO	A	E
MORITA lf	4	0	1	0	0	0	0	0	0	0	0	0	0	2	0	0	0	0	0	0
SAWADA 2b	2	1	1	0	0	0	0	0	0	0	0	0	0	0	0	0	0	1	1	1
MERA ph	1	0	0	0	0	0	0	0	0	0	0	0	0	1	0	0	0	0	0	0
URAMOTO 1b	3	0	0	0	0	0	0	0	0	0	0	0	0	2	0	1	0	5	0	0
MATSUDA dp	3	0	0	0	0	0	0	0	0	0	0	0	0	1	0	1	0	0	0	0
OISHI rf	3	0	0	0	0	0	0	0	0	0	0	0	0	1	0	0	0	1	0	0
KAWADA cf	3	1	1	0	0	0	0	0	0	0	0	0	0	1	0	0	0	3	0	0
KATAOKA c	2	0	0	0	0	0	0	0	0	0	0	0	0	1	0	0	0	9	1	1
TOKOI ph	1	0	0	0	0	0	0	0	0	0	0	0	0	1	0	0	0	0	0	0
KOSHIKIYA ss	2	0	1	0	0	0	0	0	0	0	0	0	0	0	0	0	0	2	0	0
KOMIYAMA ph	0	0	0	0	0	0	0	1	0	0	0	0	0	0	0	0	0	0	0	0
ITOSE 3b	2	1	1	1	0	0	0	0	0	0	0	0	1	0	0	0	0	0	5	0
OKAZAKI p	0	0	0	0	0	0	0	0	0	0	0	0	0	0	0	0	0	0	0	0
MORI p	0	0	0	0	0	0	0	0	0	0	0	0	0	0	0	0	0	0	0	0
KYAKUNO p	0	0	0	0	0	0	0	0	0	0	0	0	0	0	0	0	0	0	0	0
YAMAWAKI p	0	0	0	0	0	0	0	0	0	0	0	0	0	0	0	0	0	0	0	0
Totals.....	26	3	5	1	0	0	0	1	0	0	0	0	1	10	0	2	0	21	7	2

Argentina	IP	H	R	ER	BB	SO	WP	HB	BK	IBB	SH	SF	CI	2B	3B	HR	AB	BF	FO	GO
GODOY H W,3-0	6.0	5	3	2	0	8	2	0	0	0	0	1	0	0	0	0	23	24	2	8
MONTERO MAX S,1	1.0	0	0	0	1	2	0	0	0	0	0	0	0	0	0	0	3	4	1	0

Japan	IP	H	R	ER	BB	SO	WP	HB	BK	IBB	SH	SF	CI	2B	3B	HR	AB	BF	FO	GO
OKAZAKI	4.0	1	1	1	3	7	0	0	0	0	0	0	0	1	0	0	12	15	3	1
MORI L,0-1	0.0	0	1	0	0	0	0	1	0	0	0	0	0	0	0	0	0	1	0	0
KYAKUNO	1.0	2	3	0	0	0	0	1	0	0	0	0	0	0	0	0	6	7	0	3
YAMAWAKI	2.0	0	0	0	1	2	0	0	0	0	0	0	0	0	0	0	6	7	3	1

Umpires - HP: EVANS Leigh (AUS) 1B: WAITE Casey (USA) 2B: MMAKOLA Ashley (RSA)
3B: HELMER Daryl (CAN)
Scorers - HAMMEL Elise (CAN), HAMMEL Maury (CAN), STEWART Kathy (CAN)
TC - CLOUTS Darryl (AUS)

Start: 11:00 Time: 1:55 Attendance: 354
Weather: Overcast

Game notes:
OKAZAKI faced 1 batter in the 5th.
MORI faced 1 batter in the 5th.

GAME SUMMARY - RESULTADO DEL PARTIDO C6

(CHAMPIONSHIP POOL - GRUPO DE CAMPEONATO)



AUSTRALIA - USA



United States..... 300 120 1 - 7 10 3 (6-3)
Australia..... 261 200 X - 11 9 1 (6-3)

Jul 15, 2017 at Whitehorse (Field 1)

United States 7 (6-3)

Player	AB	R	H	BI	2B	3B	HR	BB	SB	CS	HP	SH	SF	SO	IBB	KL	GDP	PO	A	E
RATLIFF rf	4	1	2	0	1	0	0	0	0	0	0	0	0	0	0	0	0	2	0	0
ZECHMAN dp	2	0	0	0	0	0	0	0	0	0	0	0	0	2	0	0	0	0	0	0
KAY lf	1	0	0	0	0	0	0	1	0	0	0	0	0	1	0	0	0	0	0	0
OCHOA lf/dp	4	1	2	1	0	0	0	0	0	0	0	0	0	0	0	0	0	2	0	0
DUDLEY 2b	4	1	1	0	1	0	0	0	0	0	0	0	0	2	0	1	0	4	1	1
PALAZZO 1b	4	1	1	2	0	0	0	0	0	0	0	0	0	1	0	1	0	4	0	0
CASTILLO 3b	3	0	1	0	0	0	0	1	0	0	0	0	0	1	0	0	0	1	1	2
SAENZ pr	0	1	0	0	0	0	0	0	0	0	0	0	0	0	0	0	0	0	0	0
SAGDAL cf	4	1	2	3	0	0	1	0	0	0	0	0	0	1	0	0	0	2	0	0
MULLINS c	1	0	0	0	0	0	0	2	0	0	0	0	0	1	0	0	0	3	0	0
TURNER ph	1	1	1	1	0	0	1	0	0	0	0	0	0	0	0	0	0	0	0	0
HEINLEIN ss	4	0	0	0	0	0	0	0	0	0	0	0	0	2	0	0	0	0	4	0
MANCHA p	0	0	0	0	0	0	0	0	0	0	0	0	0	0	0	0	0	0	0	0
MANLEY p	0	0	0	0	0	0	0	0	0	0	0	0	0	0	0	0	0	0	0	0
WEILER p	0	0	0	0	0	0	0	0	0	0	0	0	0	0	0	0	0	0	0	0
Totals.....	32	7	10	7	2	0	2	4	0	0	0	0	0	11	0	2	0	18	6	3

Australia 11 (6-3)

Player	AB	R	H	BI	2B	3B	HR	BB	SB	CS	HP	SH	SF	SO	IBB	KL	GDP	PO	A	E
O'BYRNE rf	3	2	0	0	0	0	0	1	0	0	0	0	0	0	0	0	0	1	0	0
TODHUNTER 3b	3	2	1	2	0	0	1	1	0	0	0	0	0	0	0	0	0	1	1	0
SHAILLES 2b	3	1	1	0	0	0	0	1	0	0	0	0	0	0	0	0	0	1	1	0
KIRKPATRICK dp/p	3	2	2	1	0	0	0	0	0	0	1	0	0	1	0	1	0	0	0	0
HARRIS pr	0	0	0	0	0	0	0	0	0	0	0	0	0	0	0	0	0	0	0	0
MERRIMAN lf	3	1	1	3	0	0	1	1	0	0	0	0	0	0	0	0	0	0	0	0
WHITE 1b	3	0	1	1	0	0	0	1	0	0	0	0	0	0	0	0	0	4	0	0
NORTON c	3	0	1	0	0	0	0	0	0	0	0	0	0	0	0	0	0	11	0	0
MATHEWS ph	1	1	0	0	0	0	0	0	0	0	0	0	0	0	0	0	0	0	0	0
JEMMOTT ss	4	2	2	2	0	0	1	0	0	0	0	0	0	1	0	1	0	2	1	1
SINCLAIR cf	3	0	0	0	0	0	0	0	0	0	0	0	0	1	0	1	0	1	0	0
WELDON ph	1	0	0	0	0	0	0	0	0	0	0	0	0	0	0	0	0	0	0	0
FOLKARD p	0	0	0	0	0	0	0	0	0	0	0	0	0	0	0	0	0	0	2	0
Totals.....	30	11	9	9	0	0	3	5	0	0	1	0	0	3	0	3	0	21	5	1

United States	IP	H	R	ER	BB	SO	WP	HB	BK	IBB	SH	SF	CI	2B	3B	HR	AB	BF	FO	GO
MANCHA	1.2	4	4	4	3	1	1	0	0	0	0	0	0	0	0	1	9	12	4	0
MANLEY L,2-1	0.1	2	4	4	1	0	0	0	1	0	0	0	0	0	0	1	4	5	0	1
WEILER	4.0	3	3	0	1	2	0	1	0	0	0	0	0	0	0	1	17	19	5	5

Australia	IP	H	R	ER	BB	SO	WP	HB	BK	IBB	SH	SF	CI	2B	3B	HR	AB	BF	FO	GO
FOLKARD W,1-3	6.1	6	4	4	4	10	1	0	0	0	0	0	0	1	0	2	25	29	6	3
KIRKPATRICK	0.2	4	3	2	0	1	0	0	0	0	0	0	0	1	0	0	7	7	0	1

Umpires - HP: SKJERVEN Gary (CAN) 1B: KAIARUNA Tony (NZL) 2B: KLUSZCZYNSKI Peter (CAN)
3B: LOPEZ William (PUR)

Scorers - HAMMEL Elise (CAN), HAMMEL Maury (CAN), STEWART Kathy
TC - CLOUTS Darryl (AUS)

Start: 13:29 Time: 2:19 Attendance: 651
Weather: Cloudy

Game notes: None

INDIVIDUAL OVERALL STATISTICS - ESTADÍSTICAS

(INCLUDING GAMES 1-68 - INCLUYENDO PARTIDOS DEL 1-68)

BATTING LEADERS - LIDERES OFENSIVOS

Hitting minimums - 1 Games 2.5 TPA/Game

Batting avg

1. ENOKA Campbell D, NZL.....	.611
2. LAHOZ Sergio, DOM.....	.571
3. FLORES Rafael, VEN.....	.542
4. NUKUNUKU Nathan W, NZL.....	.533
5. CHALAS Josuel, DOM.....	.476
6. LIMA Jorge, VEN.....	.474
7. JOHNSON Mark, CAN.....	.474
8. PINTO Luiger, VEN.....	.455
9. CARRENO Carlos, VEN.....	.450
10. SHAILLES Nick, AUS.....	.444

Slugging pct

1. FLORES Rafael, VEN.....	1.333
2. NUKUNUKU Nathan W, NZL.....	1.333
3. SHAILLES Nick, AUS.....	1.167
4. JOHNSON Mark, CAN.....	1.105
5. LIMA Jorge, VEN.....	1.105
6. CARRENO Carlos, VEN.....	.950
7. URAMOTO Daishi, JPN.....	.947
8. LAHOZ Sergio, DOM.....	.905
9. ENOKA Campbell D, NZL.....	.889
10. PINTO Luiger, VEN.....	.864

On base pct

1. NUKUNUKU Nathan W, NZL.....	.708
2. ENOKA Campbell D, NZL.....	.696
3. SAWADA Masaki, JPN.....	.636
4. LAHOZ Sergio, DOM.....	.591
5. SHAILLES Nick, AUS.....	.577
6. EZEKIEL Bradley, CAN.....	.565
7. FLORES Rafael, VEN.....	.560
8. CARRENO Carlos, VEN.....	.560
9. JOHNSON Mark, CAN.....	.545
10. LIMA Jorge, VEN.....	.542

Runs scored

1. FLORES Rafael, VEN.....	12
2. CARRENO Carlos, VEN.....	12
3. ENOKA Campbell D, NZL.....	11
4. LIMA Jorge, VEN.....	11
5. SAWADA Masaki, JPN.....	10
6. O'BYRNE Brendan, AUS.....	10
7. JOHNSON Mark, CAN.....	10
8. MERTL David, CZE.....	10
9. 3 tied at.....	9

Hits

1. FLORES Rafael, VEN.....	13
2. LAHOZ Sergio, DOM.....	12
3. ENOKA Campbell D, NZL.....	11
4. ENOKA Thomas D, NZL.....	10
5. PINTO Luiger, VEN.....	10
6. CHALAS Josuel, DOM.....	10
7. 7 tied at.....	9

Runs batted in

1. ENOKA Thomas D, NZL.....	14
2. DUDLEY Tyler I D, USA.....	12
3. RAMIREZ Juan, DOM.....	11
4. FLORES Rafael, VEN.....	11
5. MATSUDA Hikaru, JPN.....	11
6. BARTORILLO Tyron J, NZL.....	11
7. 5 tied at.....	10

Doubles

1. DUDLEY Tyler I D, USA.....	4
2. CARRENO Carlos, VEN.....	4
3. FLORES Rafael, VEN.....	4
4. DARBY James, GBR.....	3
5. KATAOKA Taiyo, JPN.....	3
6. PINTO Luiger, VEN.....	3
7. RAMIREZ Juan, DOM.....	3
8. 14 tied at.....	2

Triples

1. NUKUNUKU Nathan W, NZL.....	2
2. SVOBODA Vaclav, CZE.....	2
3. PHALADI Phomolo M, RSA.....	2
4. 20 tied at.....	1

Home runs

1. BARTORILLO Tyron J, NZL.....	5
2. FLORES Rafael, VEN.....	5
3. MOTRONI Bruno, ARG.....	4
4. LIMA Jorge, VEN.....	4
5. JOHNSON Mark, CAN.....	4
6. CHIRINOS Yeider, VEN.....	4
7. SHAILLES Nick, AUS.....	4
8. 7 tied at.....	3

Total bases

1. FLORES Rafael, VEN.....	32
2. DUDLEY Tyler I D, USA.....	22
3. SHAILLES Nick, AUS.....	21
4. JOHNSON Mark, CAN.....	21
5. BARTORILLO Tyron J, NZL.....	21
6. LIMA Jorge, VEN.....	21
7. ENOKA Thomas D, NZL.....	20
8. NUKUNUKU Nathan W, NZL.....	20
9. 4 tied at.....	19

Walks

1. EZEKIEL Bradley, CAN.....	9
2. NUKUNUKU Nathan W, NZL.....	8
3. SAWADA Masaki, JPN.....	8
4. JULENON Daniel, DEN.....	7
5. SHAILLES Nick, AUS.....	7
6. MULLINS Nicholas R, USA.....	7
7. MULLALEY Stephen, CAN.....	7
8. LAULA Wayne, NZL.....	7
9. 11 tied at.....	6

Hit by pitch

1. PANG Kam M, HKG.....	2
2. SIMONSEN Martin, DEN.....	2
3. O'LEARY Liam, AUS.....	2
4. MIGLIAVACCA S Teo, ARG.....	2
5. JULENON Daniel, DEN.....	2
6. SUNIL Raj, IND.....	2
7. KOSHIKIYA Ryo, JPN.....	2
8. WALUSHKA Kristophe, CAN.....	2
9. ZECHMAN Derrick E, USA.....	2
10. OISHI Tsukasa, JPN.....	2

Sac bunts

1. 22 tied at.....	1
--------------------	---

Sac flies

1. GODOY Manuel I, ARG.....	2
2. MOALOSI Morulagany, BOT.....	2
3. QUERALES Herwins, VEN.....	2
4. 22 tied at.....	1

Stolen bases

1. PEKER Alan J, ARG.....	7
2. PAEZ Iran, VEN.....	3
3. BROWN Anton, DEN.....	3
4. MIGLIAVACCA S Teo, ARG.....	3
5. 11 tied at.....	2

Total plate appearances

1. PALAZZO Matt J, USA.....	29
2. MORITA Yusuke, JPN.....	29
3. ENOKA Thomas D, NZL.....	28
4. TERKELSEN Valdemar, DEN.....	28
5. BROWN Anton, DEN.....	27
6. PHALADI Phomolo M, RSA.....	27
7. MEDINA Francis, DOM.....	27
8. TODHUNTER James, AUS.....	27
9. OCHOA Erick, USA.....	27
10. 8 tied at.....	26

At bats

1. MORITA Yusuke, JPN.....	27
2. DUDLEY Tyler I D, USA.....	26
3. ENOKA Thomas D, NZL.....	25
4. BANN Christopher R, RSA.....	25
5. PALAZZO Matt J, USA.....	25
6. FIGUEROA Pablo, DOM.....	25
7. PHALADI Phomolo M, RSA.....	25
8. SVOBODA Vaclav, CZE.....	24
9. FLORES Rafael, VEN.....	24
10. TERKELSEN Valdemar, DEN.....	24

Steal attempts

1. PEKER Alan J, ARG.....	7
2. MIGLIAVACCA S Teo, ARG.....	4
3. BROWN Anton, DEN.....	3
4. PAEZ Iran, VEN.....	3
5. LEKGOTHU Obusitwe, BOT.....	3
6. MILNE Duncan, DEN.....	3
7. NIHOEJ Marc, DEN.....	3
8. 13 tied at.....	2

Strikeouts

1. DEKOKER Brian T, BOT.....	11
2. NIHOEJ Marc, DEN.....	11
3. KUMAR Dave P, IND.....	11
4. 11 tied at.....	10

Caught stealing

1. NUKUNUKU Nathan W, NZL.....	2
2. 17 tied at.....	1

Grounded into DP

1. ZARA Juan C, ARG.....	2
2. ABREY Bryan, CAN.....	2
3. TODHUNTER James, AUS.....	2
4. 17 tied at.....	1

INDIVIDUAL OVERALL STATISTICS - ESTADÍSTICAS

(INCLUDING GAMES 1-68 - INCLUYENDO PARTIDOS DEL 1-68)

BATTING ANALYSIS LEADERS - ANÁLISIS DE LÍDERES DE BATEO

Hitting minimums - 1 Games 2.5 TPA/Game

Avg vs left

1. NUKUNUKU Nathan W, NZL.....	1.000
2. SHAILES Nick, AUS.....	.833
3. PHALADI Phomolo M, RSA.....	.667
VILLAFANA Wilton, DOM.....	.667
RATLIFF Matthew A, USA.....	.667
6. BROWN Anton, DEN.....	.600
7. CARRENO Carlos, VEN.....	.571
8. ENOKA Thomas D, NZL.....	.500
O-NEILL Regan, GBR.....	.500
OCHOA Erick, USA.....	.500

Avg w/bases loaded

1. DUDLEY Tyler I D, USA.....	1.000
MATSUDA Hikaru, JPN.....	1.000
PINTO Luiger, VEN.....	1.000
LAHOZ Sergio, DOM.....	1.000
VILLAFANA Wilton, DOM.....	1.000
MOLOKOANE Sehlabi, RSA.....	1.000
BARTORILLO Tyrone J, NZL.....	1.000
BOLAND Shane, CAN.....	1.000
KATAOKA Taiyo, JPN.....	1.000
NUKUNUKU Nathan W, NZL.....	1.000

Pinch hitting avg

1. PAULINO Santiago, DOM.....	1.000
TURNER Chase J, USA.....	1.000
WALUSHKA Kristophe, CAN.....	1.000
ARIAS Juan, DOM.....	1.000
DE MOTA Joel, DOM.....	1.000
NUNEZ Tomas, DOM.....	1.000
GAROGWE Witness S, BOT.....	1.000
WONG Wai H, HKG.....	1.000
NOWACZYK Jeffrey J, USA.....	1.000
MANAKA Jury, BOT.....	1.000

2-out RBIs

1. ENOKA Thomas D, NZL.....	7
MATSUDA Hikaru, JPN.....	7
3. BROWN Anton, DEN.....	6
4. LOMBARDO Francisco, ARG.....	5
JOHNSON Mark, CAN.....	5
OISHI Tsukasa, JPN.....	5
OCHOA Erick, USA.....	5
PALAZZO Matt J, USA.....	5
9. 11 tied at.....	4

Fly outs

1. MORITA Yusuke, JPN.....	8
GODOY Manuel I, ARG.....	8
3. TODHUNTER James, AUS.....	6
ZARA Juan C, ARG.....	6
OCHOA Erick, USA.....	6
LIMA Jorge, VEN.....	6
SVANE Anders, DEN.....	6
QUERALES Herwins, VEN.....	6
HORN Brandon, CAN.....	6
10.10 tied at.....	5

Ground outs/Fly outs

1. MEDINA Francis, DOM.....	99.00
BOUILLON Brandon D, RSA.....	99.00
DEKOKER Brian T, BOT.....	99.00
LAULA Wayne, NZL.....	99.00
5. FIGUEROA Pablo, DOM.....	8.00
6. EVANS Cole S, NZL.....	7.00
7. SIMONSEN Martin, DEN.....	5.00
8. SAWADA Masaki, JPN.....	4.00
9. MATSUDA Hikaru, JPN.....	3.50
10. PALAZZO Matt J, USA.....	3.00

Avg vs right

1. ENOKA Campbell D, NZL.....	.611
2. LAHOZ Sergio, DOM.....	.571
3. FLORES Rafael, VEN.....	.542
4. NUKUNUKU Nathan W, NZL.....	.533
5. CHALAS Josuel, DOM.....	.476
6. LIMA Jorge, VEN.....	.474
JOHNSON Mark, CAN.....	.474
8. PINTO Luiger, VEN.....	.455
9. CARRENO Carlos, VEN.....	.450
10. SHAILES Nick, AUS.....	.444

Avg w/bases empty

1. MCGOVERN Joshua, AUS.....	1.000
GOLLAN Karl R, NZL.....	1.000
BRENIK Jaroslav, CZE.....	1.000
DE MOTA Joel, DOM.....	1.000
PAULINO Santiago, DOM.....	1.000
6. ACACIO Arturo, VEN.....	.800
ARIAS Juan, DOM.....	.800
BOLAND Shane, CAN.....	.750
JEMMOTT Julian, AUS.....	.750
10. WELDON Lewis, AUS.....	.667

Avg w/RBI ops

1. O-NEILL Regan, GBR.....	1.000
MOLOKOANE Sehlabi, RSA.....	1.000
ROY Mathieu, CAN.....	1.000
4. NUKUNUKU Nathan W, NZL.....	.857
5. TODHUNTER James, AUS.....	.800
6. EZEKIEL Bradley, CAN.....	.750
7. FLORES Rafael, VEN.....	.714
8. BROWN Anton, DEN.....	.667
ENOKA Campbell D, NZL.....	.667
10. LAHOZ Sergio, DOM.....	.625

Pinch hit at bats

1. LOMBARDO Francisco, ARG....	4
MERA Kota, JPN.....	4
3. TONG Che F, HKG.....	3
LEGAU Odilire, BOT.....	3
HARRIS Mark, AUS.....	3
MOTSUMI Onkagetse, BOT.....	3
MAPHETO Phokoane E, RSA.....	3
TSHELAMETSE Gomole, BOT....	3
9. 18 tied at.....	2

Runners advanced

1. ANDERSEN Mikkel, DEN.....	6
2. HUNTER Blake, CAN.....	5
3. COMPAIN Kallan H, NZL.....	4
TONG Che F, HKG.....	4
EVANS Cole S, NZL.....	4
VALERIO Elias, DOM.....	4
QUERALES Herwins, VEN.....	4
SHAILES Nick, AUS.....	4
9. 7 tied at.....	3

Ground outs

1. LAULA Wayne, NZL.....	10
2. PALAZZO Matt J, USA.....	9
3. SCHELLENBERG Kevin, CAN....	8
RATLIFF Matthew A, USA.....	8
NUNEZ Tomas, DOM.....	8
FIGUEROA Pablo, DOM.....	8
STOCKFORD Kevin, GBR.....	8
8. 9 tied at.....	7

Pct reach as leadoff

1. ENOKA Thomas D, NZL.....	1.000
BANN Christopher R, RSA.....	1.000
LAHOZ Sergio, DOM.....	1.000
CHALAS Josuel, DOM.....	1.000
JOHNSON Mark, CAN.....	1.000
EZEKIEL Bradley, CAN.....	1.000
7. FLORES Rafael, VEN.....	.857
8. RONA Brad G, NZL.....	.800
9. ENOKA Campbell D, NZL.....	.778
10. HUNTER Blake, CAN.....	.750

Avg w/runners

1. O-NEILL Regan, GBR.....	.750
2. MOLOKOANE Sehlabi, RSA.....	.714
3. ENOKA Campbell D, NZL.....	.700
4. NUKUNUKU Nathan W, NZL.....	.636
5. FLORES Rafael, VEN.....	.600
6. ROY Mathieu, CAN.....	.571
7. RATLIFF Matthew A, USA.....	.556
8. FIGUEROA Pablo, DOM.....	.538
JOHNSON Mark, CAN.....	.538
10. ENOKA Thomas D, NZL.....	.500

Pct adv runners

1. EVANS Cole S, NZL.....	.846
2. OCHOA Erick, USA.....	.818
3. NUKUNUKU Nathan W, NZL.....	.786
4. O-NEILL Regan, GBR.....	.778
5. JOHNSON Mark, CAN.....	.750
6. STOCKFORD Kevin, GBR.....	.727
ENOKA Campbell D, NZL.....	.727
8. MOLOKOANE Sehlabi, RSA.....	.714
SHAILES Nick, AUS.....	.714
10. FLORES Rafael, VEN.....	.700

Pinch hits

1. MERA Kota, JPN.....	3
2. TURNER Chase J, USA.....	2
PAULINO Santiago, DOM.....	2
4. 24 tied at.....	1

Runners left on base

1. WELDON Lewis, AUS.....	11
2. FLETCHER Isaac M, NZL.....	9
3. KAWADA Naoaki, JPN.....	8
4. MATA C Huemul E, ARG.....	7
MOTRONI Bruno, ARG.....	7
QUERALES Herwins, VEN.....	7
DEKOKER Brian T, BOT.....	7
DARBY James, GBR.....	7
9. 13 tied at.....	6

Fly outs/Ground outs

1. QUERALES Herwins, VEN.....	6.00
LIMA Jorge, VEN.....	6.00
3. KOPECNY Patrik, CZE.....	5.00
4. FLORES Rafael, VEN.....	4.00
5. PHALADI Phomolo M, RSA.....	2.00
OCHOA Erick, USA.....	2.00
MALARCZUK Juan L, ARG.....	2.00
CHALAS Josuel, DOM.....	2.00
KAWADA Naoaki, JPN.....	2.00
HORN Brandon, CAN.....	2.00

INDIVIDUAL OVERALL STATISTICS – ESTADÍSTICAS

(INCLUDING GAMES 1-68 – INCLUYENDO PARTIDOS DEL 1-68)

PITCHING LEADERS – LIDERES EN PITCHEO

Pitching minimums - 1 Games 2.1 IP/Game

Earned run avg

1. PETTETT Joshua A, NZL.....	0.32
2. MOGALE Kagiso J, BOT.....	1.03
3. CLEARY Sean, CAN.....	1.91
4. MALECEK Ondrej, CZE.....	2.21
5. GODOY H Roman A, ARG.....	2.66
6. LINTON Kyle, GBR.....	4.03
7. MANCHA Antonio L, USA.....	4.60
8. HANSEN Kim, DEN.....	4.62
9. FOLKARD Adam, AUS.....	4.77
10. KEKANA Tidima B, RSA.....	5.55

Opposing bat avg

1. MOGALE Kagiso J, BOT.....	.137
2. PETTETT Joshua A, NZL.....	.173
3. CLEARY Sean, CAN.....	.175
4. LINTON Kyle, GBR.....	.186
5. GODOY H Roman A, ARG.....	.198
6. FOLKARD Adam, AUS.....	.230
7. MANCHA Antonio L, USA.....	.237
8. MALECEK Ondrej, CZE.....	.240
9. HANSEN Kim, DEN.....	.278
10. DEEPAK Kumar, IND.....	.287

Innings pitched

1. MOGALE Kagiso J, BOT.....	34.0
2. HANSEN Kim, DEN.....	33.1
3. DEEPAK Kumar, IND.....	30.0
4. KEKANA Tidima B, RSA.....	29.0
5. LINTON Kyle, GBR.....	24.1
6. MANCHA Antonio L, USA.....	24.1
7. GODOY H Roman A, ARG.....	23.2
8. CLEARY Sean, CAN.....	22.0
PETTETT Joshua A, NZL.....	22.0
FOLKARD Adam, AUS.....	22.0

Batters struck out

1. MOGALE Kagiso J, BOT.....	59
2. LINTON Kyle, GBR.....	48
3. HANSEN Kim, DEN.....	46
4. GODOY H Roman A, ARG.....	44
5. MANCHA Antonio L, USA.....	44
6. PETTETT Joshua A, NZL.....	34
7. FOLKARD Adam, AUS.....	33
8. CLEARY Sean, CAN.....	32
9. DEEPAK Kumar, IND.....	31
KEKANA Tidima B, RSA.....	31

Batters SO out looking

1. MOGALE Kagiso J, BOT.....	16
2. LINTON Kyle, GBR.....	15
3. HANSEN Kim, DEN.....	13
4. KEKANA Tidima B, RSA.....	11
5. MANCHA Antonio L, USA.....	10
PETTETT Joshua A, NZL.....	10
KIRKPATRICK Andrew, AUS.....	10
8. MALECEK Ondrej, CZE.....	9
9. DEEPAK Kumar, IND.....	8
FOLKARD Adam, AUS.....	8

Wins

1. PETTETT Joshua A, NZL.....	4
2. MATSUDA Hikaru, JPN.....	3
CLEARY Sean, CAN.....	3
GODOY H Roman A, ARG.....	3
5. 16 tied at.....	2

Saves

1. GONZALEZ Martin I, ARG.....	2
2. FARRELL Jarryd, AUS.....	1
KEKANA Tidima B, RSA.....	1
PIMENTEL Maikel, VEN.....	1
MONTERO Maximilian, ARG.....	1
CLEARY Sean, CAN.....	1
GIBSON Campbell R, NZL.....	1
BRENIK Jaroslav, CZE.....	1
MANCHA Antonio L, USA.....	1
GONZALEZ Yan C, DOM.....	1

Appearances

1. DEEPAK Kumar, IND.....	8
YILDIRIM Mehmet S, TUR.....	8
3. MANCHA Antonio L, USA.....	7
GODOY H Roman A, ARG.....	7
HANSEN Kim, DEN.....	7
6. 7 tied at.....	6

Games started

1. HANSEN Kim, DEN.....	7
2. ETGU Cansin, TUR.....	5
MANCHA Antonio L, USA.....	5
LINTON Kyle, GBR.....	5
FOLKARD Adam, AUS.....	5
MOGALE Kagiso J, BOT.....	5
PETTETT Joshua A, NZL.....	5
DEEPAK Kumar, IND.....	5
9. 5 tied at.....	4

Games finished

1. YILDIRIM Mehmet S, TUR.....	6
2. YAMAWAKI Yuya, JPN.....	4
LOHMANN Lukas, DEN.....	4
HOLOBRADEK Michal, CZE.....	4
5. KIRKPATRICK Andrew, AUS.....	3
GONZALEZ Martin I, ARG.....	3
WONG Wai H, HKG.....	3
KEKANA Tidima B, RSA.....	3
RAVI Ambulkar P, IND.....	3
10.19 tied at.....	2

Games in relief

1. YILDIRIM Mehmet S, TUR.....	6
2. LOHMANN Lukas, DEN.....	5
RAVI Ambulkar P, IND.....	5
4. TERKELSEN Valdemar, DEN.....	4
YAMAWAKI Yuya, JPN.....	4
HOLOBRADEK Michal, CZE.....	4
KYAKUNO Takuya, JPN.....	4
WONG Wai H, HKG.....	4
9. 10 tied at.....	3

Sac bunts allowed

1. DARBY James, GBR.....	3
2. KEKANA Tidima B, RSA.....	2
STEYN Francois A, RSA.....	2
MANCHA Antonio L, USA.....	2
5. 13 tied at.....	1

Sac flies allowed

1. YILDIRIM Mehmet S, TUR.....	5
2. ETGU Cansin, TUR.....	4
3. TANG Chung M, HKG.....	2
KISHAN Mahanand, IND.....	2
LING Yuk S, HKG.....	2
KEKANA Tidima B, RSA.....	2
DARBY James, GBR.....	2
8. 9 tied at.....	1

Losses

1. DEEPAK Kumar, IND.....	5
HANSEN Kim, DEN.....	5
ETGU Cansin, TUR.....	5
4. KEKANA Tidima B, RSA.....	4
LINTON Kyle, GBR.....	4
6. 6 tied at.....	3

Runners picked off

1. DARBY James, GBR.....	7
2. MOGALE Kagiso J, BOT.....	5
3. MALY Marek, CZE.....	4
MALECEK Ondrej, CZE.....	4
TANG Chung M, HKG.....	4
6. PAULINO Santiago, DOM.....	3
7. 9 tied at.....	2

Wild pitches

1. DEEPAK Kumar, IND.....	16
2. DARBY James, GBR.....	12
3. MALECEK Ondrej, CZE.....	8
MOGALE Kagiso J, BOT.....	8
5. PAULINO Santiago, DOM.....	5
MCCULLOUGH Devon, CAN.....	5
ETGU Cansin, TUR.....	5
8. MANCHA Antonio L, USA.....	4
LINTON Kyle, GBR.....	4
10.3 tied at.....	3

Balks

1. MATSUDA Hikaru, JPN.....	1
ETGU Cansin, TUR.....	1
DEEPAK Kumar, IND.....	1
STEYN Francois A, RSA.....	1
URBANETA Erick, VEN.....	1
MALECEK Ondrej, CZE.....	1
PINEDA Eder, VEN.....	1
MANLEY Jeremy R, USA.....	1
MENA Luiyi, DOM.....	1
HAYES Nikki J, NZL.....	1

Hit batters

1. DARBY James, GBR.....	7
2. MOGALE Kagiso J, BOT.....	5
3. MALY Marek, CZE.....	4
MALECEK Ondrej, CZE.....	4
TANG Chung M, HKG.....	4
6. PAULINO Santiago, DOM.....	3
7. 9 tied at.....	2

Intentional BB allowed

1. MOGALE Kagiso J, BOT.....	3
2. DARBY James, GBR.....	1
CLEARY Sean, CAN.....	1
CRUZ Melvin, DOM.....	1
HANSEN Kim, DEN.....	1
WONG Wai H, HKG.....	1
FOLKARD Adam, AUS.....	1
GONZALEZ Yan C, DOM.....	1
PETTETT Joshua A, NZL.....	1

Hits allowed

1. PETTETT Joshua A, NZL.....	14
CLEARY Sean, CAN.....	14
3. LINTON Kyle, GBR.....	16
MOGALE Kagiso J, BOT.....	16
5. GODOY H Roman A, ARG.....	17
6. MALECEK Ondrej, CZE.....	18
7. FOLKARD Adam, AUS.....	20
8. MANCHA Antonio L, USA.....	22
9. HANSEN Kim, DEN.....	37
DEEPAK Kumar, IND.....	37

Runs allowed

1. PETTETT Joshua A, NZL.....	4
CLEARY Sean, CAN.....	7
3. MOGALE Kagiso J, BOT.....	9
4. GODOY H Roman A, ARG.....	12
MALECEK Ondrej, CZE.....	12
6. FOLKARD Adam, AUS.....	15
7. MANCHA Antonio L, USA.....	19
LINTON Kyle, GBR.....	19
9. HANSEN Kim, DEN.....	24
10. KEKANA Tidima B, RSA.....	27

Earned runs allowed

1. PETTETT Joshua A, NZL.....	1
2. MOGALE Kagiso J, BOT.....	5
3. MALECEK Ondrej, CZE.....	6
CLEARY Sean, CAN.....	6
5. GODOY H Roman A, ARG.....	9
6. LINTON Kyle, GBR.....	14
7. FOLKARD Adam, AUS.....	15
8. MANCHA Antonio L, USA.....	16
9. HANSEN Kim, DEN.....	22
10. KEKANA Tidima B, RSA.....	23

Walks allowed

1. PETTETT Joshua A, NZL.....	4
2. GODOY H Roman A, ARG.....	6
3. MALECEK Ondrej, CZE.....	8
CLEARY Sean, CAN.....	8
5. HANSEN Kim, DEN.....	9
6. FOLKARD Adam, AUS.....	11
7. MOGALE Kagiso J, BOT.....	12
8. KEKANA Tidima B, RSA.....	15
9. MANCHA Antonio L, USA.....	17
10. DEEPAK Kumar, IND.....	23

Doubles allowed

1. CLEARY Sean, CAN.....	0
2. MALECEK Ondrej, CZE.....	1
MOGALE Kagiso J, BOT.....	1
MANCHA Antonio L, USA.....	1
5. GODOY H Roman A, ARG.....	2
6. LINTON Kyle, GBR.....	3
7. KEKANA Tidima B, RSA.....	4
FOLKARD Adam, AUS.....	4
PETTETT Joshua A, NZL.....	4
10. HANSEN Kim, DEN.....	5

INDIVIDUAL OVERALL STATISTICS – ESTADÍSTICAS

(INCLUDING GAMES 1-68 – INCLUYENDO PARTIDOS DEL 1-68)

PITCHING ANALYSIS LEADERS – ANÁLISIS DE LÍDERES DE

Pitching minimums - 1 Games 2.1 IP/Game

B/avg vs left

1. DEEPAK Kumar, IND.....	.000
HANSEN Kim, DEN.....	.000
KEKANA Tidima B, RSA.....	.000
MOGALE Kagiso J, BOT.....	.000
MANCHA Antonio L, USA.....	.000
LINTON Kyle, GBR.....	.000
FOLKARD Adam, AUS.....	.000
GODOY H Roman A, ARG.....	.000
PETTETT Joshua A, NZL.....	.000
MALECEK Ondrej, CZE.....	.000

B/avg vs right

1. MOGALE Kagiso J, BOT.....	.137
2. PETTETT Joshua A, NZL.....	.173
3. CLEARY Sean, CAN.....	.175
4. LINTON Kyle, GBR.....	.186
5. GODOY H Roman A, ARG.....	.198
6. FOLKARD Adam, AUS.....	.230
7. MANCHA Antonio L, USA.....	.237
8. MALECEK Ondrej, CZE.....	.240
9. HANSEN Kim, DEN.....	.278
10. DEEPAK Kumar, IND.....	.287

B/avg vs leadoff

1. FOLKARD Adam, AUS.....	.182
2. MOGALE Kagiso J, BOT.....	.219
3. HANSEN Kim, DEN.....	.229
4. DEEPAK Kumar, IND.....	.281
5. MALECEK Ondrej, CZE.....	.286
6. PETTETT Joshua A, NZL.....	.318
7. GODOY H Roman A, ARG.....	.333
8. CLEARY Sean, CAN.....	.364
9. LINTON Kyle, GBR.....	.435
10. KEKANA Tidima B, RSA.....	.464

B/avg w/2 outs

1. MOGALE Kagiso J, BOT.....	.088
2. CLEARY Sean, CAN.....	.120
3. LINTON Kyle, GBR.....	.154
4. PETTETT Joshua A, NZL.....	.233
5. GODOY H Roman A, ARG.....	.235
6. KEKANA Tidima B, RSA.....	.256
7. HANSEN Kim, DEN.....	.275
8. FOLKARD Adam, AUS.....	.290
9. MALECEK Ondrej, CZE.....	.292
10. MANCHA Antonio L, USA.....	.294

B/avg w/runners

1. PETTETT Joshua A, NZL.....	.118
2. MOGALE Kagiso J, BOT.....	.120
3. CLEARY Sean, CAN.....	.129
4. MANCHA Antonio L, USA.....	.196
5. LINTON Kyle, GBR.....	.196
6. GODOY H Roman A, ARG.....	.267
7. MALECEK Ondrej, CZE.....	.294
8. FOLKARD Adam, AUS.....	.300
9. KEKANA Tidima B, RSA.....	.328
10. DEEPAK Kumar, IND.....	.333

Fly ball outs

1. DEEPAK Kumar, IND.....	25
2. YILDIRIM Mehmet S, TUR.....	23
3. HANSEN Kim, DEN.....	21
4. KEKANA Tidima B, RSA.....	18
WONG Wai H, HKG.....	18
6. CLEARY Sean, CAN.....	17
7. TANG Chung M, HKG.....	16
FOLKARD Adam, AUS.....	16
MOGALE Kagiso J, BOT.....	16
10.2 tied at.....	14

Ground ball outs

1. KEKANA Tidima B, RSA.....	34
2. DEEPAK Kumar, IND.....	33
3. HANSEN Kim, DEN.....	28
4. MOGALE Kagiso J, BOT.....	24
5. GODOY H Roman A, ARG.....	20
6. HOLOBRADEK Michal, CZE.....	19
7. STEYN Francois A, RSA.....	18
PETTETT Joshua A, NZL.....	18
9. FOLKARD Adam, AUS.....	17
10.3 tied at.....	15

Fly/Ground outs

1. MANCHA Antonio L, USA.....	1.17
2. CLEARY Sean, CAN.....	1.13
3. FOLKARD Adam, AUS.....	0.94
4. LINTON Kyle, GBR.....	0.91
5. DEEPAK Kumar, IND.....	0.76
6. HANSEN Kim, DEN.....	0.75
7. PETTETT Joshua A, NZL.....	0.72
8. MOGALE Kagiso J, BOT.....	0.67
9. MALECEK Ondrej, CZE.....	0.60
10. KEKANA Tidima B, RSA.....	0.53

Ground/Fly outs

1. GODOY H Roman A, ARG.....	5.00
2. KEKANA Tidima B, RSA.....	1.89
3. MALECEK Ondrej, CZE.....	1.67
4. MOGALE Kagiso J, BOT.....	1.50
5. PETTETT Joshua A, NZL.....	1.38
6. HANSEN Kim, DEN.....	1.33
7. DEEPAK Kumar, IND.....	1.32
8. LINTON Kyle, GBR.....	1.10
9. FOLKARD Adam, AUS.....	1.06
10. CLEARY Sean, CAN.....	0.88

Fly outs/game

1. DEEPAK Kumar, IND.....	5.83
2. CLEARY Sean, CAN.....	5.41
3. FOLKARD Adam, AUS.....	5.09
4. HANSEN Kim, DEN.....	4.41
5. KEKANA Tidima B, RSA.....	4.34
6. PETTETT Joshua A, NZL.....	4.14
7. MANCHA Antonio L, USA.....	4.03
8. MALECEK Ondrej, CZE.....	3.32
9. MOGALE Kagiso J, BOT.....	3.29
10. LINTON Kyle, GBR.....	2.88

Ground outs/game

1. KEKANA Tidima B, RSA.....	8.21
2. DEEPAK Kumar, IND.....	7.70
3. GODOY H Roman A, ARG.....	5.92
4. HANSEN Kim, DEN.....	5.88
5. PETTETT Joshua A, NZL.....	5.73
6. MALECEK Ondrej, CZE.....	5.53
7. FOLKARD Adam, AUS.....	5.41
8. MOGALE Kagiso J, BOT.....	4.94
9. CLEARY Sean, CAN.....	4.77
10. MANCHA Antonio L, USA.....	3.45

INDIVIDUAL OVERALL STATISTICS – ESTADÍSTICAS

(INCLUDING GAMES 1-68 – INCLUYENDO PARTIDOS DEL 1-68)

FIELDING LEADERS – LÍDERES DEFENSIVOS

Fielding pct

1. MULLINS Nicholas R, USA.....	1.000
MOTRONI Bruno, ARG.....	1.000
NORTON Nick, AUS.....	1.000
BOLAND Ryan, CAN.....	1.000
LATASA Leonardo M, ARG.....	1.000
JOERGENSEN Anders, DEN.....	1.000
CHEPAPE Isaiah M, RSA.....	1.000
GODOY Manuel I, ARG.....	1.000
ABREY Bryan, CAN.....	1.000
PALAZZO Matt J, USA.....	1.000

Chances

1. KLEIN Tomas, CZE.....	69
2. MULLINS Nicholas R, USA.....	63
3. MOTRONI Bruno, ARG.....	57
STOCKFORD Kevin, GBR.....	57
PHALADI Phomolo M, RSA.....	57
6. RADITHOBANE Thabis, BOT.....	56
7. NORTON Nick, AUS.....	54
8. LATASA Leonardo M, ARG.....	53
JOERGENSEN Anders, DEN.....	53
BOLAND Ryan, CAN.....	53

Putouts

1. KLEIN Tomas, CZE.....	62
2. MULLINS Nicholas R, USA.....	61
3. MOTRONI Bruno, ARG.....	55
4. PHALADI Phomolo M, RSA.....	54
5. NORTON Nick, AUS.....	53
6. JOERGENSEN Anders, DEN.....	52
RADITHOBANE Thabis, BOT.....	52
BOLAND Ryan, CAN.....	52
9. STOCKFORD Kevin, GBR.....	51
10.2 tied at.....	49

Assists

1. MALARCZUK Juan L, ARG.....	16
2. VINEETH Rajan, IND.....	15
3. BOUILLON Brandon D, RSA.....	13
KOSHIKIYA Ryo, JPN.....	13
5. HEINLEIN Christoph, USA.....	12
PETR Tomas, CZE.....	12
7. RAMIREZ Juan, DOM.....	11
ITOSE Yusuke, JPN.....	11
FUNG Po H, HKG.....	11
10.4 tied at.....	10

Fielding double plays

1. PALAZZO Matt J, USA.....	6
2. DUDLEY Tyler I D, USA.....	5
WU Chi L, HKG.....	5
4. URAMOTO Daishi, JPN.....	4
5. BOUILLON Brandon D, RSA.....	3
ITOSE Yusuke, JPN.....	3
PHALADI Phomolo M, RSA.....	3
SAWADA Masaki, JPN.....	3
9. 4 tied at.....	2

TEAM'S STATS – ESTADÍSTICAS POR EQUIPOS

(INCLUDING GAMES 1-68 - INCLUYENDO PARTIDOS DEL 1-68)

BATTING – BATEO

Hitting minimums - 1 Games 2.5 TPA/Game

Batting avg

1. Venezuela	.415
2. Dominican Republic	.393
3. New Zealand	.352
4. Japan	.339
5. Canada	.333
6. Australia	.306
7. Czech Republic	.300
8. United States	.300
9. Argentina	.277
10. South Africa	.221
11. Denmark	.214
12. Great Britain	.213
13. Hong Kong	.182
14. Botswana	.179
15. India	.102
16. Turkey	.055

Runs scored

1. Venezuela	81
2. New Zealand	79
3. Japan	70
4. Canada	68
5. United States	65
6. Australia	62
7. Dominican Republic	59
8. Argentina	55
9. Czech Republic	53
10. Denmark	39
11. South Africa	36
12. Great Britain	33
13. Botswana	24
14. Hong Kong	20
15. India	4
16. Turkey	1

Doubles

1. Venezuela	14
Japan	14
3. United States	11
Dominican Republic	11
5. South Africa	9
Great Britain	9
7. Argentina	8
8. Australia	7
Denmark	7
10. Canada	5
Botswana	5
12. Czech Republic	4
New Zealand	4
14. India	3
Hong Kong	3

Total bases

1. Venezuela	156
2. Dominican Republic	138
3. New Zealand	136
4. Australia	124
Japan	124
6. United States	123
7. Argentina	112
8. Canada	110
9. Czech Republic	108
10. South Africa	73
11. Denmark	61
Great Britain	61
13. Botswana	47
14. Hong Kong	37
15. India	17
16. Turkey	4

Walks

1. New Zealand	54
2. Canada	48
3. Australia	42
4. Denmark	37
5. United States	34
Argentina	34
7. Venezuela	33
8. Japan	30
9. Czech Republic	23
10. Great Britain	21
11. Botswana	19
12. South Africa	18
13. Dominican Republic	16
14. Hong Kong	14
India	14
16. Turkey	4

Slugging pct

1. Venezuela	.830
2. New Zealand	.760
3. Dominican Republic	.704
4. Japan	.667
5. Australia	.593
6. Canada	.573
7. United States	.567
8. Czech Republic	.514
9. Argentina	.500
10. South Africa	.384
11. Great Britain	.343
12. Denmark	.335
13. Botswana	.272
14. Hong Kong	.250
15. India	.124
16. Turkey	.055

Hits

1. Venezuela	78
2. Dominican Republic	77
3. United States	65
4. Australia	64
Canada	64
6. Czech Republic	63
Japan	63
New Zealand	63
9. Argentina	62
10. South Africa	42
11. Denmark	39
12. Great Britain	38
13. Botswana	31
14. Hong Kong	27
15. India	14
16. Turkey	4

Triples

1. Dominican Republic	4
Czech Republic	4
Japan	4
4. New Zealand	3
5. South Africa	2
Venezuela	2
Hong Kong	2
7. United States	1
Great Britain	1
Canada	1
Botswana	1
Australia	1

Total plate appearances

1. Argentina	270
2. Australia	262
3. United States	255
4. Canada	247
5. Czech Republic	240
6. New Zealand	238
7. Venezuela	230
8. Japan	229
9. Denmark	228
10. Dominican Republic	217
11. South Africa	215
12. Great Britain	202
13. Botswana	198
14. Hong Kong	169
15. India	155
16. Turkey	82

Hit by pitch

1. Japan	9
2. Argentina	7
3. Australia	6
Denmark	6
5. Hong Kong	5
6. Venezuela	4
Czech Republic	4
8. South Africa	3
India	3
United States	3
Canada	3
Turkey	3
13. Dominican Republic	2
New Zealand	2
15. Botswana	1
Great Britain	1

On base pct

1. New Zealand	.504
2. Venezuela	.502
3. Canada	.467
4. Japan	.445
5. Dominican Republic	.442
6. Australia	.431
7. United States	.400
8. Argentina	.386
9. Czech Republic	.380
10. Denmark	.361
11. Great Britain	.299
12. South Africa	.297
13. Hong Kong	.274
14. Botswana	.259
15. India	.201
16. Turkey	.138

Runs batted in

1. New Zealand	73
2. Venezuela	72
3. United States	63
4. Japan	61
5. Canada	59
6. Dominican Republic	58
7. Australia	55
8. Czech Republic	48
9. Argentina	47
10. South Africa	35
11. Denmark	34
12. Great Britain	32
13. Hong Kong	19
Botswana	19
15. India	3
16. Turkey	1

Home runs

1. New Zealand	21
2. Venezuela	20
3. Australia	17
4. United States	15
5. Argentina	14
Dominican Republic	14
7. Canada	13
Japan	13
9. Czech Republic	11
10. South Africa	6
11. Denmark	5
12. Great Britain	4
13. Botswana	3
14. Hong Kong	1

At bats

1. Argentina	224
2. United States	217
3. Czech Republic	210
4. Australia	209
5. Dominican Republic	196
6. Canada	192
7. South Africa	190
8. Venezuela	188
9. Japan	186
10. Denmark	182
11. New Zealand	179
12. Great Britain	178
13. Botswana	173
14. Hong Kong	148
15. India	137
16. Turkey	73

Strikeouts

1. Botswana	89
South Africa	89
3. Denmark	82
4. India	76
Great Britain	76
6. Hong Kong	73
7. Czech Republic	72
8. Argentina	65
9. United States	58
10. Turkey	52
11. Australia	50
12. Dominican Republic	49
13. Japan	45
14. Venezuela	44
15. Canada	32
16. New Zealand	30

PITCHING - PITCHEO

Pitching minimums - 1 Games 2.1 IP/Game

Earned run avg

1. New Zealand	1.30
2. Canada	1.40
3. Japan	2.08
4. Argentina	2.90
5. Venezuela	3.32
6. Australia	3.36
7. Denmark	3.43
8. Botswana	3.50
9. United States	3.71
10. Czech Republic	4.75
11. South Africa	5.42
12. Dominican Republic	5.90
13. Great Britain	7.15
14. Hong Kong	12.71
15. India	13.59
16. Turkey	56.24

Batters struck out

1. Argentina	107
2. Canada	87
3. Great Britain	81
4. Australia	80
5. New Zealand	75
6. United States	74
Botswana	74
8. Czech Republic	73
9. Denmark	72
10. Japan	57
11. Venezuela	51
12. Dominican Republic	49
13. South Africa	48
14. India	34
15. Hong Kong	19
16. Turkey	1

Losses

1. Turkey	8
India	8
3. Hong Kong	7
Great Britain	7
5. Denmark	5
South Africa	5
Botswana	5
Czech Republic	5
9. Dominican Republic	4
10. Australia	3
United States	3
Japan	3
13. Argentina	2
14. New Zealand	1
Venezuela	1

Sac bunts allowed

1. Great Britain	4
South Africa	4
3. Argentina	2
United States	2
Czech Republic	2
Venezuela	2
Dominican Republic	2
8. Denmark	1
New Zealand	1
India	1
Australia	1

Runs allowed

1. Canada	11
2. New Zealand	13
3. Japan	16
4. Venezuela	23
5. Australia	26
6. Botswana	28
Argentina	28
8. United States	32
9. Denmark	35
10. Dominican Republic	38
11. Czech Republic	43
12. South Africa	44
13. Great Britain	62
14. India	80
15. Hong Kong	86
16. Turkey	184

Opposing bat avg

1. Japan	.126
2. Canada	.154
3. Botswana	.169
4. New Zealand	.176
5. Australia	.189
6. Argentina	.194
7. United States	.222
8. Czech Republic	.225
9. Dominican Republic	.230
10. Venezuela	.233
11. Great Britain	.238
12. Denmark	.255
13. South Africa	.317
14. India	.390
15. Hong Kong	.439
16. Turkey	.740

Batters SO out looking

1. Great Britain	26
2. Australia	23
3. New Zealand	21
Argentina	21
5. Dominican Republic	20
6. Botswana	19
South Africa	19
Denmark	19
9. United States	18
Japan	18
11. Czech Republic	16
12. Venezuela	15
Canada	15
14. India	8
15. Hong Kong	7

Saves

1. Argentina	3
2. Venezuela	1
New Zealand	1
United States	1
South Africa	1
Australia	1
Czech Republic	1
Dominican Republic	1
Canada	1

Sac flies allowed

1. Turkey	9
2. Hong Kong	5
3. Great Britain	3
South Africa	3
5. Czech Republic	2
India	2
7. Denmark	1
Dominican Republic	1
Argentina	1
New Zealand	1

Earned runs allowed

1. New Zealand	8
2. Canada	10
3. Japan	12
4. Venezuela	18
5. Botswana	24
Australia	24
Argentina	24
8. United States	26
Denmark	26
10. Czech Republic	33
11. Dominican Republic	34
12. South Africa	39
13. Great Britain	47
14. Hong Kong	69
15. India	77
16. Turkey	158

Innings pitched

1. Argentina	58.0
2. Denmark	53.0
3. South Africa	50.1
4. Canada	50.0
Australia	50.0
6. United States	49.0
7. Czech Republic	48.2
8. Botswana	48.0
9. Great Britain	46.0
10. New Zealand	43.0
11. Dominican Republic	40.1
Japan	40.1
13. India	39.2
14. Hong Kong	38.0
Venezuela	38.0
16. Turkey	19.2

Wins

1. Canada	8
2. New Zealand	7
Argentina	7
4. Venezuela	6
United States	6
Australia	6
7. Japan	5
8. Dominican Republic	4
Czech Republic	4
Denmark	4
11. South Africa	3
Botswana	3
13. Hong Kong	2
Great Britain	2

Runners picked off

1. Japan	17
2. Canada	27
3. New Zealand	28
4. Botswana	29
5. Venezuela	34
6. Dominican Republic	35
Australia	35
8. Great Britain	41
Argentina	41
10. Czech Republic	42
United States	42
12. Denmark	53
13. South Africa	66
14. India	76
15. Hong Kong	86
16. Turkey	142

Walks allowed

1. New Zealand	7
2. Venezuela	13
3. Japan	16
Australia	16
5. Canada	18
6. South Africa	19
7. Argentina	20
8. Denmark	21
9. United States	23
10. Botswana	26
Czech Republic	26
12. Hong Kong	28
13. India	36
14. Dominican Republic	39
15. Turkey	66
16. Great Britain	67

DEFENSE – DEFENSA

Fielding pct

1. Canada	.984
2. South Africa	.981
3. Argentina	.978
4. Denmark	.976
Japan	.976
6. Australia	.974
7. Botswana	.974
8. New Zealand	.964
9. Dominican Republic	.960
10. United States	.955
11. Czech Republic	.953
12. Venezuela	.948
13. India	.947
14. Great Britain	.939
15. Hong Kong	.933
16. Turkey	.798

Assists

1. Czech Republic	59
2. South Africa	57
3. Venezuela	51
4. Argentina	48
5. Denmark	46
6. Dominican Republic	45
7. India	43
United States	43
Japan	43
10. Botswana	41
11. Hong Kong	38
12. Australia	37
13. Canada	35
14. New Zealand	32
15. Great Britain	30
16. Turkey	8

Stolen bases against

1. India	14
2. Turkey	12
3. Botswana	11
4. Great Britain	10
5. Hong Kong	9
South Africa	9
7. Canada	6
8. Denmark	5
Dominican Republic	5
10. New Zealand	3
Australia	3
12. United States	2
13. Czech Republic	1

Passed balls

1. Great Britain	16
2. Turkey	10
3. Denmark	8
4. India	7
5. South Africa	6
Botswana	6
7. New Zealand	5
Dominican Republic	5
9. Argentina	4
10. Czech Republic	3
United States	3
12. Canada	2
13. Venezuela	1
Hong Kong	1

Chances

1. Argentina	227
2. Czech Republic	215
3. South Africa	212
4. Denmark	210
5. United States	199
6. Australia	192
7. Botswana	190
8. Canada	188
9. Great Britain	179
10. Venezuela	174
11. Dominican Republic	173
12. India	171
13. Japan	168
14. New Zealand	167
15. Hong Kong	163
16. Turkey	84

Errors

1. Turkey	17
2. Great Britain	11
Hong Kong	11
4. Czech Republic	10
5. United States	9
India	9
Venezuela	9
8. Dominican Republic	7
9. New Zealand	6
10. Australia	5
Botswana	5
Argentina	5
Denmark	5
14. South Africa	4
Japan	4
16. Canada	3

Caught stealing by

1. Great Britain	4
2. Czech Republic	3
3. Canada	2
Denmark	2
Dominican Republic	2
6. Australia	1
United States	1
Venezuela	1
Botswana	1
Turkey	1
Japan	1

Catchers interference

1. Botswana	1
Venezuela	1

Putouts

1. Argentina	174
2. Denmark	159
3. South Africa	151
4. Australia	150
Canada	150
6. United States	147
7. Czech Republic	146
8. Botswana	144
9. Great Britain	138
10. New Zealand	129
11. Japan	121
Dominican Republic	121
13. India	119
14. Hong Kong	114
Venezuela	114
16. Turkey	59

Fielding double plays

1. United States	6
2. Hong Kong	5
3. Japan	4
4. South Africa	3
5. New Zealand	2
Dominican Republic	2
Argentina	2
Czech Republic	2
Turkey	2
10. Australia	1
Botswana	1
Canada	1
Denmark	1
India	1

Steal attempts against

1. Great Britain	14
India	14
3. Turkey	13
4. Botswana	12
5. South Africa	9
Hong Kong	9
7. Canada	8
8. Denmark	7
Dominican Republic	7
10. Czech Republic	4
Australia	4
12. New Zealand	3
United States	3
14. Venezuela	1
Japan	1

TEAMS' STATS - ESTADÍSTICAS DE EQUIPO

(INCLUDING GAMES 1-68 - INCLUYENDO PARTIDOS DEL 1-68)



ARGENTINA

ARG

Record: 7-2 Home: 4-1 Away: 3-1

(All games Sorted by Batting avg)

Player	AVG	GP-GS	AB	R	H	2B	3B	HR	RBI	TB	SLG%	BB	HBP	SO	GDP	OB%	SF	SH	SB-ATT	PO	A	E	FLD%
MINIGUTTI Matias N..	.444	8-2	9	3	4	0	0	0	1	4	.444	0	0	4	0	.444	0	0	1-1	0	0	0	.000
ZARA Juan C.....	.421	7-7	19	7	8	2	0	2	5	16	.842	2	0	1	2	.476	0	1	1-1	1	0	0	1.000
OJEDA Gonzalo A.....	.318	8-8	22	6	7	1	0	2	4	14	.636	1	1	10	0	.375	0	1	1-1	1	5	1	.857
MIGLIAVACCA S Teo....	.313	7-7	16	7	5	0	0	2	2	11	.688	4	2	5	0	.500	0	0	3-4	2	0	0	1.000
EDER Federico.....	.308	8-4	13	2	4	0	0	0	1	4	.308	0	0	1	0	.308	0	1	2-2	5	2	0	1.000
LATASA Leonardo M....	.300	6-4	10	2	3	1	0	1	5	7	.700	3	1	3	0	.500	0	0	0-0	49	4	0	1.000
MONTERO Mariano A....	.294	8-6	17	3	5	2	0	1	4	10	.588	3	0	2	0	.400	0	0	2-2	2	0	0	1.000
MOTRONI Bruno.....	.278	7-7	18	5	5	0	0	4	8	17	.944	3	0	5	0	.381	0	0	0-0	55	2	0	1.000
PEKER Alan J.....	.250	8-6	16	6	4	0	0	0	0	4	.250	2	1	5	0	.368	0	0	7-7	3	1	1	.800
LOMBARDO Francisco..	.250	8-3	12	2	3	1	0	1	6	7	.583	2	1	5	0	.400	0	0	1-1	6	1	0	1.000
MALARCZUK Juan L....	.238	7-7	21	6	5	0	0	1	2	8	.381	2	0	10	0	.304	0	0	1-2	5	16	0	1.000
GODOY Manuel I.....	.176	8-8	17	4	3	1	0	0	4	4	.235	6	1	4	0	.385	2	0	1-1	37	0	0	1.000
GODOY Gustavo O.....	.176	7-7	17	1	3	0	0	0	2	3	.176	4	0	2	1	.333	0	0	1-1	3	6	2	.818
MATA C Huemul E.....	.176	7-6	17	1	3	0	0	0	3	3	.176	2	0	8	0	.263	0	0	0-0	5	2	1	.875
Totals.....	.277	9-9	224	55	62	8	0	14	47	112	.500	34	7	65	3	.386	2	3	21-23	174	48	5	.978
Opponents.....	.194	9-9	211	28	41	5	0	10	24	76	.360	20	1	107	1	.266	1	2	0-0	165	59	9	.961

LOB - Team (50), Opp (33). DPs turned - Team (2), Opp (3). IBB - Team (1), GODOY M 1.

(All games Sorted by Earned run avg)

Player	ERA	W-L	APP	GS	CG	SHO/CBO	SV	IP	H	R	ER	BB	SO	2B	3B	HR	AB	B/Avg	WP	HBP	BK	SFA	SHA
GONZALEZ Martin I...	0.58	1-0	4	1	1	1/2	2	12.0	2	1	4	28	0	0	0	1	38	.053	0	0	0	0	0
GODOY H Roman A....	2.66	3-0	7	4	0	0/2	0	23.2	17	12	9	6	44	2	0	4	86	.198	3	0	0	1	1
MONTERO Maximilian..	2.80	2-1	5	3	0	0/0	1	15.0	12	6	6	7	25	2	0	3	55	.218	0	0	0	0	0
MATA C Huemul E....	7.64	1-1	3	1	0	0/0	0	7.1	10	9	8	3	10	1	0	2	32	.313	1	1	0	0	1
Totals.....	2.90	7-2	9	9	1	3/2	3	58.0	41	28	24	20	107	5	0	10	211	.194	4	1	0	1	2
Opponents.....	5.98	2-7	9	9	3	0/0	0	55.0	62	55	47	34	65	8	0	14	224	.277	14	7	1	2	3

PB - Team (4), LATASA 2, MOTRONI 2, Opp (9).

(All games Sorted by Fielding pct)

Player	C	PO	A	E	FLD%	Dps	SBA	CSB	SBA%	PB	CI
MOTRONI Bruno.....	57	55	2	0	1.000	0	0	0	---	2	0
LATASA Leonardo M...	53	49	4	0	1.000	0	0	0	---	2	0
GODOY Manuel I.....	37	37	0	0	1.000	0	0	0	---	0	0
MALARCZUK Juan L....	21	5	16	0	1.000	1	0	0	---	0	0
EDER Federico.....	7	5	2	0	1.000	0	0	0	---	0	0
LOMBARDO Francisco..	7	6	1	0	1.000	1	0	0	---	0	0
GODOY H Roman A....	6	0	6	0	1.000	0	0	0	---	0	0
MONTERO Maximilian..	3	0	3	0	1.000	0	0	0	---	0	0
MIGLIAVACCA S Teo....	2	2	0	0	1.000	0	0	0	---	0	0
MONTERO Mariano A....	2	2	0	0	1.000	0	0	0	---	0	0
ZARA Juan C.....	1	1	0	0	1.000	0	0	0	---	0	0
MATA C Huemul E....	8	5	2	1	.875	1	0	0	---	0	0
OJEDA Gonzalo A....	7	1	5	1	.857	0	0	0	---	0	0
GODOY Gustavo O.....	11	3	6	2	.818	1	0	0	---	0	0
PEKER Alan J.....	5	3	1	1	.800	0	0	0	---	0	0
MINIGUTTI Matias N..	0	0	0	0	.000	0	0	0	---	0	0
GONZALEZ Martin I...	0	0	0	0	.000	0	0	0	---	0	0
Totals.....	227	174	48	5	.978	2	0	0	---	4	0
Opponents.....	233	165	59	9	.961	3	21	2	.913	9	0

TEAMS' STATS - ESTADÍSTICAS DE EQUIPO

(INCLUDING GAMES 1-68 - INCLUYENDO PARTIDOS DEL 1-68)



AUSTRALIA

AUS

Record: 6-3 Home: 3-0 Away: 3-3

(All games Sorted by Batting avg)

Player	AVG	GP-GS	AB	R	H	2B	3B	HR	RBI	TB	SLG%	BB	HBP	SO	GDP	OB%	SF	SH	SB-ATT	PO	A	E	FLD%
FARRELL Jarryd.....	.500	1-1	2	1	1	0	0	1	3	4	2.000	0	0	0	0	.500	0	0	0-0	0	1	0	1.000
JEMMOTT Julian.....	.462	8-4	13	6	6	1	0	2	5	13	1.000	2	0	4	0	.533	0	0	0-0	2	3	1	.833
SHAILES Nick.....	.444	8-8	18	7	8	1	0	4	8	21	1.167	7	0	1	0	.577	1	0	0-0	1	7	0	1.000
MERRIMAN Ryan.....	.400	7-6	15	3	6	0	0	2	6	12	.800	4	1	3	0	.550	0	0	0-0	2	0	0	1.000
O'BYRNE Brendan.....	.375	9-8	16	10	6	0	0	3	7	15	.938	6	0	1	0	.545	0	0	1-1	8	9	0	1.000
MCGOVERN Joshua.....	.364	6-4	11	4	4	0	0	1	2	7	.636	1	0	3	1	.417	0	0	0-0	27	0	0	1.000
TODHUNTER James.....	.333	8-8	21	6	7	1	0	2	6	14	.667	6	0	1	2	.481	0	0	1-2	7	9	3	.842
KIRKPATRICK Andrew..	.318	8-8	22	5	7	0	0	0	3	7	.318	0	1	2	0	.348	0	0	0-0	20	2	1	.957
NORTON Nick.....	.286	6-5	14	0	4	0	0	0	0	4	.286	1	1	4	0	.375	0	0	0-0	53	1	0	1.000
WELDON Lewis.....	.278	9-7	18	5	5	0	1	1	4	10	.556	2	0	6	1	.333	1	0	0-0	0	1	0	1.000
HARRIS Mark.....	.273	8-4	11	4	3	2	0	0	2	5	.455	2	1	5	0	.429	0	0	1-1	0	0	0	.000
WHITE Joshua.....	.267	8-5	15	2	4	1	0	1	6	8	.533	4	0	3	1	.421	0	1	0-0	20	1	0	1.000
O'LEARY Liam.....	.111	6-3	9	3	1	0	0	0	1	1	.111	2	2	5	0	.385	0	0	1-1	4	0	0	1.000
SINCLAIR Ryan.....	.100	8-6	10	4	1	0	0	0	2	1	.100	4	0	5	0	.333	1	0	0-0	5	0	0	1.000
MATHEWS Hayden.....	.077	6-5	13	2	1	1	0	0	0	2	.154	1	0	6	1	.143	0	1	1-1	1	0	0	1.000
PETERS Harrison.....	.000	1-0	1	0	0	0	0	0	0	0	.000	0	0	1	0	.000	0	0	0-0	0	1	0	1.000
Totals.....	.306	9-9	209	62	64	7	1	17	55	124	.593	42	6	50	6	.431	3	2	5-6	150	37	5	.974
Opponents.....	.189	9-9	185	26	35	5	1	7	26	63	.341	16	0	80	1	.254	0	1	3-4	150	56	15	.932

LOB - Team (50), Opp (26). DPs turned - Team (1), Opp (7). IBB - Team (3), SHAILES 3, Opp (1).

(All games Sorted by Earned run avg)

Player	ERA	W-L	APP	GS	CG	SHO/CBO	SV	IP	H	R	ER	BB	SO	2B	3B	HR	AB	B/Avg	WP	HBP	BK	SFA	SHA
FARRELL Jarryd.....	0.00	1-0	3	1	0	0/2	1	6.1	1	0	0	0	10	0	0	0	20	.050	0	0	0	0	0
KIRKPATRICK Andrew..	2.56	2-0	4	1	1	0/0	0	13.2	11	7	5	3	21	1	0	2	51	.216	0	0	0	0	1
PETERS Harrison.....	3.50	2-0	4	2	0	0/3	0	8.0	3	4	4	2	16	0	0	1	27	.111	1	0	0	0	0
FOLKARD Adam.....	4.77	1-3	6	5	1	0/1	0	22.0	20	15	15	11	33	4	1	4	87	.230	1	0	0	0	0
Totals.....	3.36	6-3	9	9	2	3/3	1	50.0	35	26	24	16	80	5	1	7	185	.189	2	0	0	0	1
Opponents.....	7.70	3-6	9	9	3	0/0	1	50.0	64	62	55	42	50	7	1	17	209	.306	7	6	1	3	2

PB - Team (0), Opp (5). SBA/ATT - NORTON (3-4), FOLKARD (2-2), KIRKPATRICK (1-2).

(All games Sorted by Fielding pct)

Player	C	PO	A	E	FLD%	Dps	SBA	CSB	SBA%	PB	CI
NORTON Nick.....	54	53	1	0	1.000	0	3	1	.750	0	0
MCGOVERN Joshua.....	27	27	0	0	1.000	0	0	0	---	0	0
WHITE Joshua.....	21	20	1	0	1.000	1	0	0	---	0	0
O'BYRNE Brendan.....	17	8	9	0	1.000	1	0	0	---	0	0
SHAILES Nick.....	8	1	7	0	1.000	0	0	0	---	0	0
SINCLAIR Ryan.....	5	5	0	0	1.000	0	0	0	---	0	0
O'LEARY Liam.....	4	4	0	0	1.000	0	0	0	---	0	0
FOLKARD Adam.....	2	0	2	0	1.000	0	2	0	1.000	0	0
MERRIMAN Ryan.....	2	2	0	0	1.000	0	0	0	---	0	0
WELDON Lewis.....	1	0	1	0	1.000	0	0	0	---	0	0
MATHEWS Hayden.....	1	1	0	0	1.000	0	0	0	---	0	0
FARRELL Jarryd.....	1	0	1	0	1.000	0	0	0	---	0	0
PETERS Harrison.....	1	0	1	0	1.000	0	0	0	---	0	0
KIRKPATRICK Andrew..	23	20	2	1	.957	0	1	1	.500	0	0
TODHUNTER James.....	19	7	9	3	.842	0	0	0	---	0	0
JEMMOTT Julian.....	6	2	3	1	.833	0	0	0	---	0	0
HARRIS Mark.....	0	0	0	0	.000	0	0	0	---	0	0
Totals.....	192	150	37	5	.974	1	3	1	.750	0	0
Opponents.....	221	150	56	15	.932	7	5	1	.833	5	0

TEAMS' STATS - ESTADÍSTICAS DE EQUIPO

(INCLUDING GAMES 1-68 - INCLUYENDO PARTIDOS DEL 1-68)



BOTSWANA

BOT

Record: 3-5 Home: 1-3 Away: 2-2

Player	AVG	GP-GS	AB	R	H	(All games Sorted by Batting avg)										SO	GDP	OB%	SF	SH	SB-ATT	PO	A	E	FLD%
						2B	3B	HR	RBI	TB	SLG%	BB	HBP												
MOGALE Kagiso J.....	1.000	1-0	1	1	1	1	0	0	1	2	2.000	0	0	0	0	1.000	0	0	0-0	1	7	0	1.000		
MOTSHOLATHEBE Kara..	.400	4-1	5	2	2	1	0	1	4	6	1.200	2	0	2	0	.571	0	0	1-1	0	0	0	.000		
SIMWANZA Eric.....	.300	8-8	20	3	6	1	0	1	2	10	.500	1	0	9	0	.333	0	0	1-1	7	0	0	1.000		
DEKOKER Brian T.....	.222	8-8	18	2	4	0	0	1	2	7	.389	2	0	11	0	.300	0	0	1-1	13	4	1	.944		
MATLHO Kabo T.....	.200	7-6	15	3	3	1	0	0	3	4	.267	1	0	8	0	.250	0	0	1-1	4	6	0	1.000		
KGOSIMORE Moses.....	.200	8-5	10	3	2	0	1	0	2	4	.400	2	0	4	0	.333	0	0	1-1	4	8	1	.923		
GAROGWE Witness S...	.200	5-3	5	2	1	0	0	0	0	1	.200	1	0	2	0	.333	0	0	0-0	0	0	0	.000		
LEGAU Odirile.....	.200	6-2	5	0	1	0	0	0	0	1	.200	1	0	3	0	.333	0	0	0-0	0	1	0	1.000		
TSHELAMETSE Romeo...	.167	4-2	6	0	1	0	0	0	0	1	.167	0	0	5	0	.167	0	0	0-0	0	1	0	1.000		
RADITHOBANE Thabis..	.154	5-5	13	1	2	0	0	0	0	2	.154	0	0	7	0	.154	0	0	0-0	52	3	1	.982		
MANAKA Jury.....	.143	5-4	7	0	1	0	0	0	0	1	.143	1	0	5	0	.250	0	0	0-0	4	7	0	1.000		
SHALOBANE Mothusi...	.143	5-3	7	1	1	0	0	0	0	1	.143	1	1	5	0	.333	0	0	0-0	0	0	1	.000		
LEKGOTHU Obusitswe..	.125	7-7	16	1	2	1	0	0	1	3	.188	2	0	6	0	.211	1	1	2-3	11	0	0	1.000		
MOALOSI Morulagany..	.111	8-8	18	2	2	0	0	0	2	2	.111	0	0	8	0	.100	2	0	0-0	18	3	0	1.000		
TSHELAMETSE Gomole...	.091	7-4	11	1	1	0	0	0	1	1	.091	1	0	4	0	.154	1	0	0-0	1	0	0	1.000		
MOTSUMI Onkagetse...	.077	7-4	13	0	1	0	0	0	0	1	.077	1	0	9	0	.143	0	0	0-0	19	0	1	.950		
GUDU Unaswi P.....	.000	4-2	3	2	0	0	0	0	1	0	.000	3	0	1	0	.500	0	0	1-1	10	1	0	1.000		
Totals.....	.179	8-8	173	24	31	5	1	3	19	47	.272	19	1	89	0	.259	4	1	8-9	144	41	5	.974		
Opponents.....	.169	8-8	172	28	29	3	1	6	25	52	.302	26	7	74	1	.302	0	0	11-12	147	41	8	.959		

LOB - Team (28), Opp (35). DPs turned - Team (1), Opp (1). CI - Team (1), RADITHOBANE 1. IBB - Team (1), DEKOKER 1, Opp (3).

Player	ERA	W-L	APP	GS	CG	(All games Sorted by Earned run avg)										2B	3B	HR	AB	B/Avg	WP	HBP	BK	SFA	SHA
						SHO/CBO	SV	IP	H	R	ER	BB	SO												
MOGALE Kagiso J.....	1.03	2-2	5	5	4	2/0	0	34.0	16	9	5	12	59	1	0	0	117	.137	8	5	0	0	0		
LEGAU Odirile.....	4.20	1-0	3	0	0	0/1	0	5.0	3	3	3	5	6	1	0	1	18	.167	0	0	0	0	0		
MOTSHOLATHEBE Kara..	9.80	0-1	3	2	0	0/1	0	5.0	2	7	7	4	6	0	0	2	17	.118	1	2	0	0	0		
TSHELAMETSE Romeo...	12.00	0-1	2	0	0	0/0	0	2.1	4	4	4	2	2	0	0	2	11	.364	0	0	0	0	0		
GAROGWE Witness S...	21.00	0-1	1	1	0	0/0	0	1.2	4	5	5	3	1	1	1	9	.444	0	0	0	0	0			
Totals.....	3.50	3-5	8	8	4	3/1	0	48.0	29	28	24	26	74	3	1	6	172	.169	9	7	0	0	0		
Opponents.....	3.00	5-3	8	8	3	4/3	1	49.0	31	24	21	19	89	5	1	3	173	.179	2	1	1	4	1		

PB - Team (6), RADITHOBANE 3, MOALOSI 2, GUDU 1, Opp (2). SBA/ATT - MOGALE (11-12), RADITHOBANE (10-11), MOALOSI (1-1).

Player	C	(All games Sorted by Fielding pct)										SBA	CSB	SBA%	PB	CI
		PO	A	E	FLD%	DPs										
MOALOSI Morulagany..	21	18	3	0	1.000	0	1	0	1.000	2	0	1.000	2	0		
GUDU Unaswi P.....	11	10	1	0	1.000	0	0	0	1.000	1	0	---	1	0		
MANAKA Jury.....	11	4	7	0	1.000	0	0	0	---	0	0	---	0	0		
LEKGOTHU Obusitswe..	11	11	0	0	1.000	0	0	0	---	0	0	---	0	0		
MATLHO Kabo T.....	10	4	6	0	1.000	0	0	0	---	0	0	---	0	0		
MOGALE Kagiso J.....	8	1	7	0	1.000	1	11	1	.917	0	0	---	0	0		
SIMWANZA Eric.....	7	7	0	0	1.000	0	0	0	---	0	0	---	0	0		
LEGAU Odirile.....	1	0	1	0	1.000	0	0	0	---	0	0	---	0	0		
TSHELAMETSE Romeo...	1	0	1	0	1.000	0	0	0	---	0	0	---	0	0		
TSHELAMETSE Gomole...	1	1	0	0	1.000	0	0	0	---	0	0	---	0	0		
RADITHOBANE Thabis..	56	52	3	1	.982	0	10	1	.909	3	1	---	0	0		
MOTSUMI Onkagetse...	20	19	0	1	.950	1	0	0	---	0	0	---	0	0		
DEKOKER Brian T.....	18	13	4	1	.944	1	0	0	---	0	0	---	0	0		
KGOSIMORE Moses.....	13	4	8	1	.923	0	0	0	---	0	0	---	0	0		
SHALOBANE Mothusi...	1	0	0	1	.000	0	0	0	---	0	0	---	0	0		
GAROGWE Witness S...	0	0	0	0	.000	0	0	0	---	0	0	---	0	0		
MOTSHOLATHEBE Kara..	0	0	0	0	.000	0	0	0	---	0	0	---	0	0		
Totals.....	190	144	41	5	.974	1	11	1	.917	6	1	---	0	0		
Opponents.....	196	147	41	8	.959	1	8	1	.889	2	0	---	0	0		

TEAMS' STATS - ESTADÍSTICAS DE EQUIPO

(INCLUDING GAMES 1-68 - INCLUYENDO PARTIDOS DEL 1-68)



CANADA

CAN

Record: 8-0 Home: 4-0 Away: 4-0

(All games Sorted by Batting avg)

Player	AVG	GP-GS	AB	R	H	2B	3B	HR	RBI	TB	SLG%	BB	HBP	SO	GDP	OB%	SF	SH	SB-ATT	PO	A	E	FLD%
MAYSON Derek.....	.500	6-6	14	8	7	0	0	0	4	7	.500	5	0	3	1	.632	0	0	0-0	3	4	2	.778
JOHNSON Mark.....	.474	7-6	19	10	9	0	0	4	10	21	1.105	3	0	3	0	.545	0	0	1-1	7	0	0	1.000
SKELTON Andrew.....	.400	5-5	15	4	6	1	0	3	8	16	1.067	2	0	3	0	.471	0	0	0-0	1	0	0	1.000
BOLAND Shane.....	.400	6-5	15	5	6	1	0	1	5	10	.667	3	0	0	1	.500	0	0	0-0	3	2	0	1.000
ROY Mathieu.....	.375	6-5	16	6	6	1	1	0	0	9	.563	4	0	5	0	.500	0	0	0-0	2	1	1	.750
WALUSHKA Kristophe..	.357	6-5	14	5	5	0	0	0	2	5	.357	2	2	2	0	.500	0	0	0-0	4	1	0	1.000
BOLAND Ryan.....	.333	6-4	12	3	4	1	0	1	10	8	.667	1	0	3	0	.357	1	0	0-0	52	1	0	1.000
HUNTER Blake.....	.313	7-6	16	8	5	0	0	2	6	11	.688	5	0	4	0	.455	1	0	0-0	0	0	0	.000
HORN Brandon.....	.294	6-6	17	5	5	0	0	0	3	5	.294	6	0	2	0	.478	0	0	1-1	4	10	0	1.000
EZEKIEL Bradley.....	.286	6-6	14	6	4	0	0	1	5	7	.500	9	0	0	1	.565	0	0	1-2	5	0	0	1.000
ABREY Bryan.....	.250	5-5	12	2	3	0	0	1	4	6	.500	1	0	1	2	.308	0	0	0-0	35	1	0	1.000
MULLALEY Stephen....	.231	7-7	13	6	3	1	0	0	1	4	.308	7	1	4	0	.500	1	0	1-1	31	0	0	1.000
SHELLENBERG Kevin..	.077	5-5	13	0	1	0	0	0	1	1	.077	0	0	2	0	.077	0	1	0-0	2	7	0	1.000
WALSH Colin.....	.000	1-1	2	0	0	0	0	0	0	0	.000	0	0	0	1	.000	0	0	0-0	0	1	0	1.000
Totals.....	.333	8-8	192	68	64	5	1	13	59	110	.573	48	3	32	6	.467	3	1	4-5	150	35	3	.984
Opponents.....	.154	8-8	175	11	27	1	1	3	11	39	.223	18	4	87	0	.249	0	0	6-8	139	53	8	.960

LOB - Team (40), Opp (36). DPs turned - Team (1), Opp (8). IBB - Team (0), Opp (1).

(All games Sorted by Earned run avg)

Player	ERA	W-L	APP	GS	CG	SHO/CBO	SV	IP	H	R	ER	BB	SO	2B	3B	HR	AB	B/Avg	WP	HBP	BK	SFA	SHA
MCCULLOUGH Devon....	0.64	2-0	2	2	1	1/0	0	11.0	5	1	1	7	15	0	0	0	38	.132	5	1	0	0	0
SCHOFIELD Justin....	0.70	2-0	2	1	1	0/0	0	10.0	3	1	1	3	27	0	0	0	32	.094	0	2	0	0	0
CLEARY Sean.....	1.91	3-0	4	3	3	1/0	1	22.0	14	7	6	8	32	0	0	3	80	.175	1	0	0	0	0
WALSH Colin.....	2.00	1-0	2	2	1	1/0	0	7.0	5	2	2	0	13	1	1	0	25	.200	0	1	0	0	0
Totals.....	1.40	8-0	8	8	6	3/0	1	50.0	27	11	10	18	87	1	1	3	175	.154	6	4	0	0	0
Opponents.....	9.37	0-8	8	8	0	0/0	0	46.1	64	68	62	48	32	5	1	13	192	.333	9	3	0	3	1

PB - Team (2), BOLAND R 2, Opp (5). SBA/ATT - ABREY (5-6), MCCULLOUGH (3-3), SCHOFIELD (2-3), CLEARY (1-2), BOLAND R (1-2).

(All games Sorted by Fielding pct)

Player	C	PO	A	E	FLD%	Dps	SBA	CSB	SBA%	PB	CI
BOLAND Ryan.....	53	52	1	0	1.000	0	1	1	.500	2	0
ABREY Bryan.....	36	35	1	0	1.000	0	5	1	.833	0	0
MULLALEY Stephen....	31	31	0	0	1.000	0	0	0	---	0	0
HORN Brandon.....	14	4	10	0	1.000	0	0	0	---	0	0
SHELLENBERG Kevin..	9	2	7	0	1.000	1	0	0	---	0	0
JOHNSON Mark.....	7	7	0	0	1.000	0	0	0	---	0	0
CLEARY Sean.....	6	1	5	0	1.000	0	1	1	.500	0	0
BOLAND Shane.....	5	3	2	0	1.000	0	0	0	---	0	0
WALUSHKA Kristophe..	5	4	1	0	1.000	0	0	0	---	0	0
EZEKIEL Bradley.....	5	5	0	0	1.000	0	0	0	---	0	0
MCCULLOUGH Devon....	2	0	2	0	1.000	0	3	0	1.000	0	0
SKELTON Andrew.....	1	1	0	0	1.000	0	0	0	---	0	0
WALSH Colin.....	1	0	1	0	1.000	0	0	0	---	0	0
MAYSON Derek.....	9	3	4	2	.778	0	0	0	---	0	0
ROY Mathieu.....	4	2	1	1	.750	1	0	0	---	0	0
SCHOFIELD Justin....	0	0	0	0	.000	0	2	1	.667	0	0
HUNTER Blake.....	0	0	0	0	.000	0	0	0	---	0	0
Totals.....	188	150	35	3	.984	1	6	2	.750	2	0
Opponents.....	200	139	53	8	.960	8	4	1	.800	5	0

TEAMS' STATS - ESTADÍSTICAS DE EQUIPO

(INCLUDING GAMES 1-68 - INCLUYENDO PARTIDOS DEL 1-68)



CZECH REPUBLIC

CZE

Record: 4-5 Home: 2-2 Away: 2-3

Player	AVG	GP-GS	AB	R	H	(All games Sorted by Batting avg)													PO	A	E	FLD%	
						2B	3B	HR	RBI	TB	SLG%	BB	HBP	SO	GDP	OB%	SF	SH					SB-ATT
KLAS Mikulas.....	.500	5-4	12	4	6	0	0	1	4	9	.750	0	0	3	0	.500	0	0	0-0	7	2	1	.900
KOLKUS Patrik.....	.471	7-7	17	7	8	1	1	2	5	17	1.000	2	0	6	0	.526	0	0	1-1	5	9	1	.933
SVOBODA Vaclav.....	.375	8-8	24	2	9	0	2	1	9	16	.667	1	0	6	0	.400	0	0	0-0	5	10	1	.938
KOLUCH Michal.....	.364	4-3	11	3	4	1	0	1	4	8	.727	0	0	2	0	.364	0	0	0-0	0	0	0	.000
KLEIN Tomas.....	.333	9-9	21	4	7	0	0	1	6	10	.476	4	0	7	0	.440	0	0	1-1	62	5	2	.971
MALY Marek.....	.333	5-3	9	3	3	0	0	1	4	6	.667	1	0	1	0	.400	0	0	1-1	4	2	0	1.000
BRENIK Jaroslav.....	.333	1-1	3	1	1	0	0	1	1	4	1.333	0	0	0	0	.333	0	0	0-0	2	2	0	1.000
MERTL David.....	.313	7-7	16	10	5	0	0	2	2	11	.688	6	0	9	0	.500	0	0	0-0	41	7	2	.960
BENDA Tomas.....	.273	8-8	22	4	6	0	0	0	3	6	.273	1	0	5	1	.304	0	0	0-0	2	0	0	1.000
KOPECNY Patrik.....	.238	8-7	21	4	5	2	0	1	3	10	.476	1	1	10	0	.304	0	0	0-0	3	0	0	1.000
KORCAK Jiri.....	.214	6-5	14	3	3	0	0	0	3	3	.214	1	1	7	0	.313	0	1	0-0	1	3	0	1.000
NEZBEDA Jiri.....	.182	6-6	11	4	2	0	1	0	2	4	.364	2	0	2	0	.308	0	0	0-1	2	1	0	1.000
PETR Tomas.....	.167	6-6	12	0	2	0	0	0	0	2	.167	0	1	9	0	.231	0	1	0-0	4	12	2	.889
VACHA Petr.....	.118	7-7	17	4	2	0	0	0	2	.118	4	1	5	0	.318	0	0	1-1	7	1	0	1.000	
Totals.....	.300	9-9	210	53	63	4	4	11	48	108	.514	23	4	72	1	.380	0	2	4-5	146	59	10	.953
Opponents.....	.225	9-9	187	43	42	6	3	6	35	72	.385	26	8	73	1	.341	2	2	1-4	147	39	10	.949

LOB - Team (40), Opp (36). DPs turned - Team (2), Opp (1). CI - Team (0), Opp (1). IBB - Team (1), SVOBODA 1.

Player	ERA	W-L	APP	GS	CG	SHO/CBO	SV	(All games Sorted by Earned run avg)													WP	HBP	BK	SFA	SHA
								IP	H	R	ER	BB	SO	2B	3B	HR	AB	B/Avg							
MALECEK Ondrej.....	2.21	2-1	5	4	1	0/0	0	19.0	18	12	6	8	30	1	2	0	75	.240	8	4	1	1			
HOLOBRADEK Michal...	3.34	0-0	5	1	0	0/0	0	14.2	11	10	7	5	18	1	1	4	53	.208	0	0	0	1			
BRENIK Jaroslav.....	4.85	1-1	3	2	1	1/0	1	8.2	8	7	6	6	13	3	0	2	33	.242	0	0	0	0			
MALY Marek.....	15.47	1-3	4	2	1	1/0	0	6.1	5	14	14	7	12	1	0	0	26	.192	2	4	0	0			
Totals.....	4.75	4-5	9	9	3	2/0	1	48.2	42	43	33	26	73	6	3	6	187	.225	10	8	1	2			
Opponents.....	6.14	5-4	9	9	4	1/0	1	49.0	63	53	43	23	72	4	4	11	210	.300	10	4	1	0			

PB - Team (3), MERTL 2, KLEIN 1, Opp (10). SBA/ATT - MERTL (1-3), HOLOBRADEK (1-2), MALECEK (0-2), KLEIN (0-1).

Player	(All games Sorted by Fielding pct)													PB	CI
	C	PO	A	E	FLD%	Dps	SBA	CSB	SBA%						
VACHA Petr.....	8	7	1	0	1.000	0	0	0	---	0	0	0	0		
MALY Marek.....	6	4	2	0	1.000	0	0	0	---	0	0	0	0		
BRENIK Jaroslav.....	4	2	2	0	1.000	0	0	0	---	0	0	0	0		
KORCAK Jiri.....	4	1	3	0	1.000	0	0	0	---	0	0	0	0		
NEZBEDA Jiri.....	3	2	1	0	1.000	0	0	0	---	0	0	0	0		
KOPECNY Patrik.....	3	3	0	0	1.000	0	0	0	---	0	0	0	0		
BENDA Tomas.....	2	2	0	0	1.000	0	0	0	---	0	0	0	0		
HOLOBRADEK Michal...	2	1	1	0	1.000	0	1	1	.500	0	0	0	0		
KLEIN Tomas.....	69	62	5	2	.971	2	0	1	.000	1	0	0	0		
MERTL David.....	50	41	7	2	.960	0	1	2	.333	2	0	0	0		
SVOBODA Vaclav.....	16	5	10	1	.938	1	0	0	---	0	0	0	0		
KOLKUS Patrik.....	15	5	9	1	.933	1	0	0	---	0	0	0	0		
KLAS Mikulas.....	10	7	2	1	.900	0	0	0	---	0	0	0	0		
PETR Tomas.....	18	4	12	2	.889	1	0	0	---	0	0	0	0		
MALECEK Ondrej.....	5	0	4	1	.800	0	0	2	.000	0	0	0	0		
KOLUCH Michal.....	0	0	0	0	.000	0	0	0	---	0	0	0	0		
Totals.....	215	146	59	10	.953	2	1	3	.250	3	0	0	0		
Opponents.....	196	147	39	10	.949	1	4	1	.800	10	1	0	0		

TEAMS' STATS - ESTADÍSTICAS DE EQUIPO

(INCLUDING GAMES 1-68 - INCLUYENDO PARTIDOS DEL 1-68)



DENMARK

DEN

Record: 4-5 Home: 3-4 Away: 1-1

Player	AVG	GP-GS	AB	R	H	(All games Sorted by Batting avg)										PO	A	E	FLD%				
						2B	3B	HR	RBI	TB	SLG%	BB	HBP	SO	GDP					OB%	SF	SH	SB-ATT
LOHMANN Lukas.....	.667	4-1	3	2	2	0	0	1	4	5	1.667	0	0	1	0	.667	0	1	0-0	0	3	0	1.000
MILNE Duncan.....	.500	9-3	6	6	3	1	0	0	0	4	.667	2	0	1	0	.625	0	0	2-3	4	5	0	1.000
GORLEN Benjamin.....	.500	3-1	4	3	2	1	0	0	3	3	.750	2	0	1	0	.667	0	0	1-1	0	0	0	1.000
BROWN Anton.....	.364	9-9	22	7	8	1	0	2	8	15	.682	5	0	9	0	.481	0	0	3-3	9	0	0	1.000
LORENTSEN Alexande..	.313	9-7	16	2	5	0	0	0	1	5	.313	0	0	4	0	.313	0	0	0-0	5	9	0	1.000
JULENON Daniel.....	.250	9-9	12	3	3	2	0	0	2	5	.417	7	2	5	0	.545	1	0	1-1	20	0	1	.952
NIHOEJ Marc.....	.188	9-9	16	3	3	1	0	0	2	4	.250	6	0	11	0	.409	0	0	2-3	5	6	1	.917
ANDERSEN Mikkel.....	.176	9-7	17	3	3	0	0	0	5	3	.176	1	0	9	0	.211	1	0	1-1	20	0	1	.952
TERKELSEN Valdemar..	.167	9-9	24	4	4	0	0	1	4	7	.292	3	1	7	0	.286	0	0	2-2	8	3	0	1.000
NIELSEN Dennis.....	.143	9-6	7	1	1	0	0	0	0	1	.143	0	1	4	0	.250	0	0	0-0	4	5	2	.818
JOERGENSEN Anders...	.125	8-8	16	0	2	1	0	0	2	3	.188	4	0	10	0	.300	0	0	0-0	52	1	0	1.000
SIMONSEN Martin.....	.118	9-8	17	3	2	0	0	1	2	5	.294	6	2	9	0	.400	0	0	1-1	12	2	0	1.000
SVANE Anders.....	.063	8-5	16	2	1	0	0	0	1	1	.063	1	0	7	0	.118	0	0	0-0	20	6	0	1.000
HANSEN Kim.....	.000	4-3	6	0	0	0	0	0	0	0	.000	0	0	4	0	.000	0	0	0-0	0	6	0	1.000
Totals.....	.214	9-9	182	39	39	7	0	5	34	61	.335	37	6	82	0	.361	2	1	13-15	159	46	5	.976
Opponents.....	.255	9-9	208	35	53	7	2	7	30	85	.409	21	4	72	0	.333	1	1	5-7	153	40	5	.975

LOB - Team (36), Opp (41). DPs turned - Team (1). IBB - Team (1), JULENON 1, Opp (1).

Player	ERA	W-L	APP	GS	CG	(All games Sorted by Earned run avg)										SFA	SHA						
						SHO/CBO	SV	IP	H	R	ER	BB	SO	2B	3B			HR	AB	B/Avg	WP	HBP	BK
JULENON Daniel.....	0.00	0-0	1	1	0	0/1	0	1.0	0	0	0	0	2	0	0	3	.000	0	1	0	0	0	
LORENTSEN Alexande..	0.00	0-0	1	0	0	0/0	0	1.0	0	0	0	0	2	0	0	3	.000	0	0	0	0	0	
TERKELSEN Valdemar..	1.70	2-0	5	1	0	0/1	0	12.1	10	4	3	8	18	1	0	0	.48	.208	2	1	0	0	1
HANSEN Kim.....	4.62	2-5	7	7	3	2/0	0	33.1	37	24	22	9	46	5	1	7	133	.278	1	2	0	1	0
LOHMANN Lukas.....	7.88	0-0	5	0	0	0/1	0	5.1	6	7	6	4	4	1	1	0	21	.286	2	0	0	0	0
Totals.....	3.43	4-5	9	9	3	3/1	0	53.0	53	35	26	21	72	7	2	7	208	.255	5	4	0	1	1
Opponents.....	4.80	5-4	9	9	2	2/2	2	51.0	39	39	35	37	82	7	0	5	182	.214	7	6	1	2	1

PB - Team (8), JOERGENSEN 5, SVANE 3, Opp (5). SBA/ATT - JOERGENSEN (5-5), TERKELSEN (2-3), LOHMANN (1-2), HANSEN (2-2), SVANE (0-2).

Player	(All games Sorted by Fielding pct)										PB	CI
	C	PO	A	E	FLD%	DPS	SBA	CSB	SBA%			
JOERGENSEN Anders...	53	52	1	0	1.000	0	5	0	1.000	5	0	
SVANE Anders.....	26	20	6	0	1.000	0	0	2	.000	3	0	
LORENTSEN Alexande..	14	5	9	0	1.000	0	0	0	---	0	0	
SIMONSEN Martin.....	14	12	2	0	1.000	1	0	0	---	0	0	
TERKELSEN Valdemar..	11	8	3	0	1.000	0	2	1	.667	0	0	
MILNE Duncan.....	9	4	5	0	1.000	0	0	0	---	0	0	
BROWN Anton.....	9	9	0	0	1.000	0	0	0	---	0	0	
HANSEN Kim.....	6	0	6	0	1.000	0	2	0	1.000	0	0	
LOHMANN Lukas.....	3	0	3	0	1.000	0	1	1	.500	0	0	
JULENON Daniel.....	21	20	0	1	.952	0	0	0	---	0	0	
ANDERSEN Mikkel.....	21	20	0	1	.952	0	0	0	---	0	0	
NIHOEJ Marc.....	12	5	6	1	.917	1	0	0	---	0	0	
NIELSEN Dennis.....	11	4	5	2	.818	0	0	0	---	0	0	
GORLEN Benjamin.....	0	0	0	0	.000	0	0	0	---	0	0	
Totals.....	210	159	46	5	.976	1	5	2	.714	8	0	
Opponents.....	198	153	40	5	.975	0	13	2	.867	5	0	

TEAMS' STATS – ESTADÍSTICAS DE EQUIPO

(INCLUDING GAMES 1-68 - INCLUYENDO PARTIDOS DEL 1-68)



DOMINICAN REPUBLIC

DOM

Record: 4-4 Home: 3-0 Away: 1-4

(All games Sorted by Batting avg)																							
Player	AVG	GP-GS	AB	R	H	2B	3B	HR	RBI	TB	SLG%	BB	HBP	SO	GDP	OB%	SF	SH	SB-ATT	PO	A	E	FLD%
PAULINO Santiago.....	1.000	2-0	2	2	2	0	0	0	0	4	2.000	0	0	0	0	1.000	0	0	0-0	0	2	0	1.000
DE MOTA Joel.....	.667	6-1	3	3	2	0	0	1	2	5	1.667	0	0	1	0	.667	0	0	1-1	1	0	0	1.000
ARIAS Juan.....	.625	5-3	8	4	5	1	0	0	1	6	.750	1	0	1	0	.667	0	1	0-0	19	2	0	1.000
LAHOZ Sergio.....	.571	8-8	21	5	12	1	0	2	9	19	.905	1	0	2	0	.591	0	0	0-0	4	1	0	1.000
CHALAS Josuel.....	.476	8-8	21	6	10	0	0	2	7	16	.762	0	1	5	0	.500	0	0	0-0	6	0	0	1.000
RAMIREZ Juan.....	.412	7-7	17	5	7	3	1	2	11	18	1.059	0	0	7	0	.412	0	1	0-0	6	11	3	.850
FIGUEROA Pablo.....	.360	8-8	25	7	9	0	1	2	9	17	.680	1	0	7	0	.385	0	0	2-2	6	1	0	1.000
MEDINA Francis.....	.350	8-8	20	7	7	0	1	0	0	9	.450	6	1	7	0	.519	0	0	1-2	3	2	0	1.000
VILLAFANA Wilton.....	.333	8-8	21	4	7	1	1	1	6	13	.619	1	0	7	0	.364	0	0	0-0	1	8	0	1.000
VALERIO Elias.....	.333	8-8	21	9	7	1	0	3	8	17	.810	4	0	4	0	.423	1	0	0-0	25	5	1	.968
NUNEZ Tomas.....	.333	7-6	18	4	6	2	0	1	4	11	.611	0	0	3	0	.333	0	0	0-0	6	6	2	.857
MORETA Freddy.....	.231	8-6	13	3	3	0	0	0	1	3	.231	2	0	3	0	.333	0	0	0-0	37	2	1	.975
CRUZ Melvin.....	.000	3-1	5	0	0	0	0	0	0	0	.000	0	0	2	0	.000	0	0	0-0	7	0	0	1.000
BATISTA Melvin.....	.000	1-0	1	0	0	0	0	0	0	0	.000	0	0	0	0	.000	0	0	0-0	0	1	0	1.000
Totals.....	.393	8-8	196	59	77	11	4	14	58	138	.704	16	2	49	0	.442	1	2	4-5	121	45	7	.960
Opponents.....	.230	8-8	152	38	35	4	1	7	35	62	.408	39	6	49	2	.404	1	2	5-7	123	41	4	.976

LOB - Team (35), Opp (41). DPs turned - Team (2). IBB - Team (0), Opp (2).

(All games Sorted by Earned run avg)																							
Player	ERA	W-L	APP	GS	CG	SHO/CBO	SV	IP	H	R	ER	BB	SO	2B	3B	HR	AB	B/Avg	WP	HBP	BK	SFA	SHA
CRUZ Melvin.....	0.00	0-0	1	0	0	0/0	0	3.2	1	1	0	1	5	0	0	0	13	.077	0	0	0	0	0
MENA Luiyi.....	3.65	1-0	4	1	0	0/1	0	7.2	5	4	4	8	8	1	0	1	27	.185	1	0	1	0	0
GONZALEZ Yan C.....	4.80	1-3	5	3	0	0/1	1	11.2	6	10	8	13	17	2	0	2	40	.150	1	2	0	0	1
PAULINO Santiago.....	5.25	1-1	4	1	0	0/1	0	8.0	9	7	6	4	7	1	0	1	32	.281	5	3	0	0	0
PEREZ Yennier.....	10.50	1-0	4	2	1	1/0	0	6.2	8	10	10	10	8	0	1	1	26	.308	1	1	0	1	1
BATISTA Melvin.....	15.75	0-0	3	1	0	0/1	0	2.2	6	6	6	3	4	0	0	2	14	.429	0	0	0	0	0
Totals.....	5.90	4-4	8	8	1	3/2	1	40.1	35	38	34	39	49	4	1	7	152	.230	8	6	1	1	2
Opponents.....	9.73	4-4	8	8	2	1/0	0	41.0	77	59	57	16	49	11	4	14	196	.393	5	2	1	1	2

PB - Team (5), ARIAS 3, MORETA 2, Opp (4). SBA/ATT - MORETA (3-4), GONZALEZ (2-2), PAULINO (0-2), ARIAS (2-2), CRUZ (1-1), PEREZ (1-1), MENA (1-1).

(All games Sorted by Fielding pct)												
Player	C	PO	A	E	FLD%	Dps	SBA	CSB	SBA%	PB	CI	
ARIAS Juan.....	21	19	2	0	1.000	0	2	0	1.000	3	0	
VILLAFANA Wilton.....	9	1	8	0	1.000	0	0	0	---	0	0	
FIGUEROA Pablo.....	7	6	1	0	1.000	0	0	0	---	0	0	
CRUZ Melvin.....	7	7	0	0	1.000	0	1	0	1.000	0	0	
CHALAS Josuel.....	6	6	0	0	1.000	0	0	0	---	0	0	
MEDINA Francis.....	5	3	2	0	1.000	0	0	0	---	0	0	
LAHOZ Sergio.....	5	4	1	0	1.000	1	0	0	---	0	0	
PAULINO Santiago.....	2	0	2	0	1.000	0	0	2	.000	0	0	
MENA Luiyi.....	2	0	2	0	1.000	0	1	0	1.000	0	0	
BATISTA Melvin.....	1	0	1	0	1.000	0	0	0	---	0	0	
PEREZ Yennier.....	1	0	1	0	1.000	1	1	0	1.000	0	0	
GONZALEZ Yan C.....	1	0	1	0	1.000	0	2	0	1.000	0	0	
DE MOTA Joel.....	1	1	0	0	1.000	0	0	0	---	0	0	
MORETA Freddy.....	40	37	2	1	.975	0	3	1	.750	2	0	
VALERIO Elias.....	31	25	5	1	.968	1	0	0	---	0	0	
NUNEZ Tomas.....	14	6	6	2	.857	1	0	0	---	0	0	
RAMIREZ Juan.....	20	6	11	3	.850	1	0	0	---	0	0	
Totals.....	173	121	45	7	.960	2	5	2	.714	5	0	
Opponents.....	168	123	41	4	.976	0	4	1	.800	4	0	

TEAMS' STATS - ESTADÍSTICAS DE EQUIPO

(INCLUDING GAMES 1-68 - INCLUYENDO PARTIDOS DEL 1-68)



GREAT BRITAIN

GBR

Record: 2-7 Home: 1-5 Away: 1-2

Player	AVG	GP-GS	(All games Sorted by Batting avg)																				
			AB	R	H	2B	3B	HR	RBI	TB	SLG%	BB	HBP	SO	GDP	OB%	SF	SH	SB-ATT	PO	A	E	FLD%
PRISCOTT Tom.....	.357	8-7	14	3	5	1	0	0	2	6	.429	0	0	5	0	.357	0	0	1-1	3	0	0	1.000
ASWANI Amit.....	.333	9-5	9	3	3	1	0	0	2	4	.444	1	0	5	0	.400	0	0	0-0	0	4	0	1.000
O-NEILL Regan.....	.273	9-9	22	3	6	1	0	1	7	10	.455	3	0	8	0	.360	0	0	1-1	10	5	1	.938
TONLIN Mathew.....	.250	9-9	8	3	2	1	0	0	3	3	.375	2	0	4	0	.400	0	0	0-0	7	4	2	.846
DARBY James.....	.227	9-9	22	5	5	3	0	1	4	11	.500	2	0	6	1	.292	0	0	0-0	5	2	1	.875
STOCKFORD Kevin.....	.217	9-9	23	5	5	2	0	1	5	10	.435	3	0	5	0	.308	0	0	0-0	51	5	1	.982
PETERS Luke.....	.200	9-9	20	0	4	0	0	0	2	4	.200	2	0	4	1	.273	0	0	1-1	4	0	2	.667
HARRISON Kelvin.....	.200	9-9	15	4	3	0	0	1	6	8	.533	1	0	10	0	.250	0	0	0-0	3	0	2	.600
DAVIES Neil.....	.188	9-9	16	4	3	0	0	0	0	3	.188	2	0	7	0	.278	0	1	1-1	36	7	2	.956
GALE Ieuan.....	.125	7-3	8	3	1	0	0	0	1	1	.125	3	0	6	0	.333	1	0	0-0	1	2	0	1.000
LINTON Kyle.....	.083	7-6	12	0	1	0	0	0	0	1	.083	2	0	8	0	.214	0	0	0-0	0	1	0	1.000
OTTRIDGE Morgan.....	.000	5-5	7	0	0	0	0	0	0	0	.000	0	0	6	0	.000	0	0	0-0	17	0	0	1.000
PEAT Josh.....	.000	1-1	2	0	0	0	0	0	0	0	.000	0	1	2	0	.333	0	0	0-0	1	0	0	1.000
Totals.....	.213	9-9	178	33	38	9	1	4	32	61	.343	21	1	76	2	.299	1	1	4-4	138	30	11	.939
Opponents.....	.238	9-9	172	62	41	7	0	11	46	81	.471	67	8	81	0	.464	3	4	10-14	143	40	5	.973

LOB - Team (27), Opp (55). DPs turned - Team (0), Opp (3). IBB - Team (1), LINTON 1, Opp (1).

Player	ERA	W-L	(All games Sorted by Earned run avg)																				
			APP	GS	CG	SHO/CBO	SV	IP	H	R	ER	BB	SO	2B	3B	HR	AB	B/Avg	WP	HBP	BK	SFA	SHA
O-NEILL Regan.....	0.00	1-0	1	1	1	0/0	0	3.0	2	1	0	0	5	0	0	11	.182	0	0	0	0	0	1
LINTON Kyle.....	4.03	0-4	6	5	3	0/0	0	24.1	16	19	14	24	48	3	0	3	.86	.186	4	0	0	1	0
STOCKFORD Kevin.....	9.00	0-0	2	0	0	0/0	0	4.2	8	9	6	4	6	2	0	3	.23	.348	0	1	0	0	0
DARBY James.....	13.50	1-3	5	3	1	0/0	0	14.0	15	33	27	39	22	2	0	5	.52	.288	12	7	0	2	3
Totals.....	7.15	2-7	9	9	5	0/0	0	46.0	41	62	47	67	81	7	0	11	.172	.238	16	8	0	3	4
Opponents.....	3.52	7-2	9	9	5	6/2	1	47.2	38	33	24	21	76	9	1	4	.178	.213	3	1	1	1	1

PB - Team (16), DAVIES 14, STOCKFORD K 2, Opp (3). SBA/ATT - STOCKFORD K (7-10), DARBY (6-7), LINTON (3-6), DAVIES (4-5).

Player	(All games Sorted by Fielding pct)										
	C	PO	A	E	FLD%	DPS	SBA	CSB	SBA%	PB	CI
OTTRIDGE Morgan.....	17	17	0	0	1.000	0	0	0	---	0	0
ASWANI Amit.....	4	0	4	0	1.000	0	0	0	---	0	0
GALE Ieuan.....	3	1	2	0	1.000	0	0	0	---	0	0
PRISCOTT Tom.....	3	3	0	0	1.000	0	0	0	---	0	0
PEAT Josh.....	1	1	0	0	1.000	0	0	0	---	0	0
LINTON Kyle.....	1	0	1	0	1.000	0	3	3	.500	0	0
STOCKFORD Kevin.....	57	51	5	1	.982	0	7	3	.700	2	0
DAVIES Neil.....	45	36	7	2	.956	0	4	1	.800	14	0
O-NEILL Regan.....	16	10	5	1	.938	0	0	0	---	0	0
DARBY James.....	8	5	2	1	.875	0	6	1	.857	0	0
TONLIN Mathew.....	13	7	4	2	.846	0	0	0	---	0	0
PETERS Luke.....	6	4	0	2	.667	0	0	0	---	0	0
HARRISON Kelvin.....	5	3	0	2	.600	0	0	0	---	0	0
Totals.....	179	138	30	11	.939	0	10	4	.714	16	0
Opponents.....	188	143	40	5	.973	3	4	0	1.000	3	0

TEAMS' STATS - ESTADÍSTICAS DE EQUIPO

(INCLUDING GAMES 1-68 - INCLUYENDO PARTIDOS DEL 1-68)



HONG KONG

HKG

Record: 2-7 Home: 2-3 Away: 0-4

Player	AVG	GP-GS	AB	R	H	(All games Sorted by Batting avg)																	
						2B	3B	HR	RBI	TB	SLG%	BB	HBP	SO	GDP	OB%	SF	SH	SB-ATT	PO	A	E	FLD%
CHENG Yu S.....	.333	6-3	6	1	2	0	0	0	1	2	.333	0	0	4	0	.333	0	0	1-1	4	5	0	1.000
CHAN Chun K.....	.273	8-8	11	2	3	1	0	0	1	4	.364	2	1	3	0	.429	0	0	1-1	10	0	0	1.000
SIU Kam T.....	.273	8-8	11	1	3	0	0	0	1	3	.273	1	0	6	0	.333	0	0	0-1	10	0	2	.833
WONG Wai H.....	.222	5-4	9	1	2	0	1	0	0	4	.444	0	0	5	0	.222	0	0	0-0	1	0	0	1.000
FUNG Po H.....	.188	8-8	16	2	3	0	0	0	1	3	.188	1	0	7	0	.235	0	0	1-1	4	11	1	.938
NG Ling K.....	.182	8-7	11	2	2	0	0	1	1	5	.455	3	1	4	0	.400	0	0	0-0	21	2	2	.920
OSHIMA Den.....	.176	9-8	17	1	3	0	0	0	1	3	.176	3	0	10	0	.300	0	0	0-1	10	0	2	.833
KAM O M.....	.167	4-3	6	2	1	1	0	0	3	2	.333	1	0	4	0	.286	0	0	1-1	0	0	0	.000
CHEUNG Tak H T.....	.158	9-9	19	4	3	1	1	0	2	6	.316	2	0	6	1	.238	0	0	0-1	7	9	3	.842
PANG Kam M.....	.143	8-7	14	2	2	0	0	0	0	2	.143	0	2	9	0	.250	0	1	1-1	12	7	0	1.000
WU Chi L.....	.125	7-7	8	0	1	0	0	0	2	1	.125	1	1	5	0	.300	0	0	0-0	30	1	0	1.000
TONG Che F.....	.111	7-4	9	1	1	0	0	0	4	1	.111	0	0	5	0	.100	1	0	0-0	3	0	1	.750
LAU Hon M.....	.111	8-5	9	1	1	0	0	0	1	1	.111	0	0	4	0	.111	0	0	2-2	2	0	0	1.000
TANG Chung M.....	.000	2-1	2	0	0	0	0	0	1	0	.000	0	0	1	0	.000	0	0	0-0	0	1	0	1.000
Totals.....	.182	9-9	148	20	27	3	2	1	19	37	.250	14	5	73	1	.274	1	1	7-10	114	38	11	.933
Opponents.....	.439	9-9	196	86	86	13	4	20	83	167	.852	28	9	19	2	.517	5	0	9-9	122	28	6	.962

LOB - Team (27), Opp (38). DPs turned - Team (5), Opp (2). IBB - Team (0), Opp (1).

Player	ERA	W-L	APP	GS	CG	(All games Sorted by Earned run avg)																	
						SHO/CBO	SV	IP	H	R	ER	BB	SO	2B	3B	HR	AB	B/Avg	WP	HBP	BK	SFA	SHA
HO Hoi M.....	0.00	1-0	1	1	1	1/0	0	3.0	2	0	0	2	2	0	0	0	9	.222	0	0	0	0	0
WONG Wai H.....	11.81	1-2	6	2	0	0/0	0	10.2	26	25	18	8	6	5	2	6	58	.448	2	2	0	1	0
LING Yuk S.....	14.00	0-2	4	2	1	0/0	0	10.0	20	20	20	5	3	4	0	6	48	.417	0	2	0	2	0
TANG Chung M.....	14.85	0-3	6	4	0	0/0	0	13.2	34	38	29	13	8	3	2	8	75	.453	3	4	0	2	0
YEUNG Ho T.....	21.00	0-0	1	0	0	0/0	0	0.2	4	3	2	0	0	1	0	0	6	.667	0	1	0	0	0
Totals.....	12.71	2-7	9	9	2	1/0	0	38.0	86	86	69	28	19	13	4	20	196	.439	5	9	0	5	0
Opponents.....	2.93	7-2	9	9	5	5/3	1	40.2	27	20	17	14	73	3	2	1	148	.182	2	5	1	1	1

PB - Team (1), TONG 1, Opp (3). SBA/ATT - LING (6-6), TONG (5-5), NG (4-4), WONG (2-2), TANG (1-1).

Player	(All games Sorted by Fielding pct)												
	C	PO	A	E	FLD%	DPS	SBA	CSB	SBA%	PB	CI		
WU Chi L.....	31	30	1	0	1.000	5	0	0	---	0	0		
PANG Kam M.....	19	12	7	0	1.000	1	0	0	---	0	0		
CHAN Chun K.....	10	10	0	0	1.000	0	0	0	---	0	0		
CHENG Yu S.....	9	4	5	0	1.000	1	0	0	---	0	0		
LAU Hon M.....	2	2	0	0	1.000	0	0	0	---	0	0		
LING Yuk S.....	2	0	2	0	1.000	0	6	0	1.000	0	0		
WONG Wai H.....	1	1	0	0	1.000	0	2	0	1.000	0	0		
TANG Chung M.....	1	0	1	0	1.000	0	1	0	1.000	0	0		
FUNG Po H.....	16	4	11	1	.938	1	0	0	---	0	0		
NG Ling K.....	25	21	2	2	.920	2	4	0	1.000	0	0		
CHEUNG Tak H T.....	19	7	9	3	.842	1	0	0	---	0	0		
OSHIMA Den.....	12	10	0	2	.833	0	0	0	---	0	0		
SIU Kam T.....	12	10	0	2	.833	0	0	0	---	0	0		
TONG Che F.....	4	3	0	1	.750	0	5	0	1.000	1	0		
HO Hoi M.....	0	0	0	0	.000	0	0	0	---	0	0		
KAM O M.....	0	0	0	0	.000	0	0	0	---	0	0		
YEUNG Ho T.....	0	0	0	0	.000	0	0	0	---	0	0		
Totals.....	163	114	38	11	.933	5	9	0	1.000	1	0		
Opponents.....	156	122	28	6	.962	2	7	3	.700	3	0		

TEAMS' STATS - ESTADÍSTICAS DE EQUIPO

(INCLUDING GAMES 1-68 - INCLUYENDO PARTIDOS DEL 1-68)



INDIA

IND

Record: 0-8 Home: 0-5 Away: 0-3

Player	AVG	GP-GS	AB	R	H	(All games Sorted by Batting avg)																	
						2B	3B	HR	RBI	TB	SLG%	BB	HBP	SO	GDP	OB%	SF	SH	SB-ATT	PO	A	E	FLD%
VINEETH Rajan.....	.308	8-8	13	1	4	0	0	0	1	4	.308	0	0	4	0	.308	0	0	0-0	7	15	2	.917
SINGH Sehgal H.....	.250	6-6	12	0	3	1	0	0	1	4	.333	2	0	4	1	.357	0	0	0-0	10	8	1	.947
SUNIL Raj.....	.167	8-8	12	1	2	0	0	0	0	2	.167	0	2	4	0	.286	0	0	0-0	3	8	1	.917
KUMAR Hitesh.....	.125	8-8	16	0	2	1	0	0	1	3	.188	3	0	10	0	.263	0	0	0-0	12	0	0	1.000
KUMAR Chaurasiya S..	.067	8-8	15	1	1	1	0	0	0	2	.133	1	0	10	0	.125	0	0	0-0	7	2	1	.900
DEEPAK Kumar.....	.059	8-8	17	0	1	0	0	0	0	1	.059	2	0	10	0	.158	0	0	0-0	9	7	0	1.000
KUMAR Dave P.....	.048	8-8	21	0	1	0	0	0	0	1	.048	1	0	11	0	.091	0	0	0-0	8	0	0	1.000
AJMAL Puthiya P.....	.000	6-6	8	0	0	0	0	0	0	0	.000	0	1	7	0	.111	0	0	0-0	7	0	1	.875
DANDALE Pranav.....	.000	5-4	7	0	0	0	0	0	0	0	.000	3	0	3	0	.300	0	1	0-0	26	0	0	1.000
SINGH Rana J.....	.000	4-4	4	1	0	0	0	0	0	0	.000	2	0	3	0	.333	0	0	0-0	20	0	1	.952
RAVI Ambulkar P.....	.000	3-1	4	0	0	0	0	0	0	0	.000	0	0	4	0	.000	0	0	0-0	10	0	1	.909
CHIRAG Sangwan.....	.000	2-2	3	0	0	0	0	0	0	0	.000	0	0	1	0	.000	0	0	0-0	0	3	0	1.000
SUMIT Sharma.....	.000	4-2	2	0	0	0	0	0	0	0	.000	0	0	2	0	.000	0	0	0-0	0	0	0	.000
KISHAN Mahanand.....	.000	4-3	2	0	0	0	0	0	0	0	.000	0	0	2	0	.000	0	0	0-0	0	0	0	.000
DHRUV Datta.....	.000	2-1	1	0	0	0	0	0	0	0	.000	0	0	1	0	.000	0	0	0-0	0	0	1	.000
Totals.....	.102	8-8	137	4	14	3	0	0	3	17	.124	14	3	76	1	.201	0	1	0-0	119	43	9	.947
Opponents.....	.390	8-8	195	80	76	13	2	12	69	129	.662	36	3	34	1	.487	2	1	14-14	126	24	0	1.000

LOB - Team (25), Opp (38). DPs turned - Team (1), Opp (2).

Player	ERA	W-L	APP	GS	CG	SHO/CBO	SV	IP	H	R	ER	BB	SO	2B	3B	HR	AB	B/Avg	WP	HBP	BK	SFA	SHA
DEEPAK Kumar.....	8.40	0-5	8	5	2	0/0	0	30.0	37	39	36	23	31	8	0	6	129	.287	16	1	1	0	1
RAVI Ambulkar P.....	25.50	0-0	5	0	0	0/0	0	4.2	21	17	17	3	2	1	1	3	35	.600	1	1	0	0	0
KISHAN Mahanand.....	33.60	0-3	4	3	0	0/0	0	5.0	18	24	24	10	1	4	1	3	31	.581	0	1	0	2	0
Totals.....	13.59	0-8	8	8	2	0/0	0	39.2	76	80	77	36	34	13	2	12	195	.390	17	3	1	2	1
Opponents.....	0.50	8-0	8	8	3	5/2	0	42.0	14	4	3	14	76	3	0	0	137	.102	0	3	0	0	1

PB - Team (7), DANDALE 3, KUMAR C 3, SUNIL 1, Opp (5). SBA/ATT - DEEPAK (11-11), DANDALE (10-10), KUMAR C (4-4), KISHAN (2-2), RAVI (1-1).

Player	C	PO	A	E	FLD%	Dps	SBA	CSB	SBA%	PB	CI
DANDALE Pranav.....	26	26	0	0	1.000	0	10	0	1.000	3	0
DEEPAK Kumar.....	16	9	7	0	1.000	1	11	0	1.000	0	0
KUMAR Hitesh.....	12	12	0	0	1.000	0	0	0	---	0	0
KUMAR Dave P.....	8	8	0	0	1.000	0	0	0	---	0	0
CHIRAG Sangwan.....	3	0	3	0	1.000	0	0	0	---	0	0
SINGH Rana J.....	21	20	0	1	.952	0	0	0	---	0	0
SINGH Sehgal H.....	19	10	8	1	.947	1	0	0	---	0	0
VINEETH Rajan.....	24	7	15	2	.917	0	0	0	---	0	0
SUNIL Raj.....	12	3	8	1	.917	1	0	0	---	1	0
RAVI Ambulkar P.....	11	10	0	1	.909	0	1	0	1.000	0	0
KUMAR Chaurasiya S..	10	7	2	1	.900	0	4	0	1.000	3	0
AJMAL Puthiya P.....	8	7	0	1	.875	0	0	0	---	0	0
DHRUV Datta.....	1	0	0	1	.000	0	0	0	---	0	0
SUMIT Sharma.....	0	0	0	0	.000	0	0	0	---	0	0
KISHAN Mahanand.....	0	0	0	0	.000	0	2	0	1.000	0	0
Totals.....	171	119	43	9	.947	1	14	0	1.000	7	0
Opponents.....	150	126	24	0	1.000	2	0	0	---	5	0

TEAMS' STATS - ESTADÍSTICAS DE EQUIPO

(INCLUDING GAMES 1-68 - INCLUYENDO PARTIDOS DEL 1-68)



JAPAN

JPN

Record: 6-3 Home: 2-1 Away: 4-2

(All games Sorted by Batting avg)																							
Player	AVG	GP-GS	AB	R	H	2B	3B	HR	RBI	TB	SLG%	BB	HBP	SO	GDP	OB%	SF	SH	SB-ATT	PO	A	E	FLD%
KOMIYAMA Atsushi.....	.600	6-0	5	1	3	0	0	1	6	6	1.200	3	0	0	0	.750	0	0	0-0	4	0	0	1.000
ITOSE Yusuke.....	.429	7-7	14	5	6	1	0	1	6	10	.714	1	1	2	0	.471	1	0	1-1	4	11	1	.938
SAWADA Masaki.....	.429	8-8	14	10	6	1	0	0	0	7	.500	8	0	2	0	.636	0	0	0-0	10	8	1	.947
TOKOI Yusuke.....	.385	6-5	13	5	5	0	1	0	4	7	.538	3	0	4	0	.471	1	0	0-0	1	0	0	1.000
URAMOTO Daishi.....	.368	8-8	19	7	7	0	1	3	6	18	.947	2	0	6	0	.429	0	0	0-0	31	2	1	.971
MERA Kota.....	.364	7-2	11	3	4	2	0	1	8	9	.818	0	1	3	0	.385	1	0	0-0	1	4	0	1.000
KATAOKA Taiyo.....	.333	7-7	15	5	5	3	1	1	8	13	.867	1	1	2	0	.412	0	0	0-0	44	4	1	.980
OISHI Tsukasa.....	.308	7-4	13	6	4	1	0	1	5	8	.615	1	2	4	0	.438	0	0	0-0	14	0	0	1.000
MATSUDA Hikaru.....	.304	8-8	23	7	7	2	1	2	11	17	.739	2	1	5	0	.385	0	0	0-0	0	0	0	.000
KAWADA Naoaki.....	.300	8-8	20	8	6	1	0	2	2	13	.650	4	1	7	0	.440	0	0	0-0	5	0	0	1.000
MORITA Yusuke.....	.259	8-8	27	7	7	2	0	1	4	12	.444	1	0	6	1	.276	1	0	1-1	2	0	0	1.000
KOSHIKIYA Ryo.....	.250	7-7	12	6	3	1	0	0	1	4	.333	4	2	4	0	.500	0	0	0-0	5	13	0	1.000
Totals.....	.339	8-8	186	70	63	14	4	13	61	124	.667	30	9	45	1	.445	4	0	2-2	121	43	4	.976
Opponents.....	.126	8-8	135	16	17	1	0	5	15	33	.244	16	2	57	3	.229	0	0	0-1	123	46	9	.949

LOB - Team (36), Opp (16). DPs turned - Team (4), Opp (2).

(All games Sorted by Earned run avg)																							
Player	ERA	W-L	APP	GS	CG	SHO/CBO	SV	IP	H	R	ER	BB	SO	2B	3B	HR	AB	B/Avg	WP	HBP	BK	SFA	SHA
MATSUDA Hikaru.....	0.00	3-0	3	0	0	0/3	0	8.0	0	0	0	3	14	0	0	0	25	.000	0	0	1	0	0
KYAKUNO Takuya.....	0.00	0-0	4	0	0	0/1	0	5.0	3	3	0	1	2	0	0	0	17	.176	0	0	1	0	0
YAMAWAKI Yuya.....	0.00	0-0	4	0	0	0/2	0	5.0	0	0	0	1	9	0	0	0	15	.000	0	0	0	0	0
TAKAHASHI Hayami.....	2.10	1-1	4	4	0	0/1	0	10.0	5	3	3	3	13	0	0	2	34	.147	0	0	0	0	0
OKAZAKI Kento.....	3.18	1-1	4	3	0	0/2	0	11.0	6	5	5	5	18	1	0	2	37	.162	1	0	0	0	0
MORI Yuki.....	21.00	0-1	3	1	0	0/1	0	1.1	3	5	4	3	1	0	0	1	7	.429	2	1	0	0	0
Totals.....	2.08	5-3	8	8	0	4/4	0	40.1	17	16	12	16	57	1	0	5	135	.126	3	2	1	0	0
Opponents.....	10.07	3-5	8	8	3	1/0	1	41.0	63	70	59	30	45	14	4	13	186	.339	9	9	1	4	0

PB - Team (0), Opp (9). SBA/ATT - KATAOKA (0-1), TAKAHASHI (0-1).

(All games Sorted by Fielding pct)												
Player	C	PO	A	E	FLD%	DPs	SBA	CSB	SBA%	PB	CI	
KOSHIKIYA Ryo.....	18	5	13	0	1.000	1	0	0	---	0	0	
OISHI Tsukasa.....	14	14	0	0	1.000	0	0	0	---	0	0	
KAWADA Naoaki.....	5	5	0	0	1.000	0	0	0	---	0	0	
MERA Kota.....	5	1	4	0	1.000	0	0	0	---	0	0	
KOMIYAMA Atsushi.....	4	4	0	0	1.000	0	0	0	---	0	0	
MORITA Yusuke.....	2	2	0	0	1.000	0	0	0	---	0	0	
TOKOI Yusuke.....	1	1	0	0	1.000	0	0	0	---	0	0	
YAMAWAKI Yuya.....	1	0	1	0	1.000	0	0	0	---	0	0	
KATAOKA Taiyo.....	49	44	4	1	.980	0	0	1	.000	0	0	
URAMOTO Daishi.....	34	31	2	1	.971	4	0	0	---	0	0	
SAWADA Masaki.....	19	10	8	1	.947	3	0	0	---	0	0	
I TOSE Yusuke.....	16	4	11	1	.938	3	0	0	---	0	0	
MATSUDA Hikaru.....	0	0	0	0	.000	0	0	0	---	0	0	
OKAZAKI Kento.....	0	0	0	0	.000	0	0	0	---	0	0	
KYAKUNO Takuya.....	0	0	0	0	.000	0	0	0	---	0	0	
TAKAHASHI Hayami.....	0	0	0	0	.000	0	0	1	.000	0	0	
MORI Yuki.....	0	0	0	0	.000	0	0	0	---	0	0	
Totals.....	168	121	43	4	.976	4	0	1	.000	0	0	
Opponents.....	178	123	46	9	.949	2	2	0	1.000	9	0	

TEAMS' STATS - ESTADÍSTICAS DE EQUIPO

(INCLUDING GAMES 1-68 - INCLUYENDO PARTIDOS DEL 1-68)



NEW ZEALAND

NZL

Record: 7-1 Home: 5-1 Away: 2-0

(All games Sorted by Batting avg)

Player	AVG	GP-GS	AB	R	H	2B	3B	HR	RBI	TB	SLG%	BB	HBP	SO	GDP	OB%	SF	SH	SB-ATT	PO	A	E	FLD%
ENOKA Campbell D....	.611	8-8	18	11	11	0	1	1	4	16	.889	5	0	2	0	.696	0	0	1-1	6	0	0	1.000
HARBROW Joshua G....	.600	8-2	5	5	3	0	0	1	2	6	1.200	5	0	0	0	.800	0	0	1-1	0	0	0	.000
NUKUNUKU Nathan W....	.533	8-8	15	9	8	2	2	2	10	20	1.333	8	1	3	0	.708	0	0	0-2	20	3	0	1.000
ENOKA Thomas D.....	.400	8-8	25	7	10	1	0	3	14	20	.800	3	0	5	0	.464	0	0	0-0	2	0	0	1.000
BARTORILLO Tyron J....	.375	7-6	16	7	6	0	0	5	11	21	1.313	1	1	3	0	.444	0	0	0-0	3	6	0	1.000
COMPAIN Kallan H....	.333	7-6	18	8	6	0	0	3	7	15	.833	1	0	3	1	.368	0	1	0-0	39	0	1	.975
GOLLAN Karl R.....	.333	3-0	3	1	1	0	0	0	1	1	.333	1	0	1	0	.500	0	0	0-0	0	0	0	.000
EVANS Cole S.....	.313	7-7	16	5	5	0	0	2	8	11	.688	6	0	2	0	.500	0	0	0-0	4	7	3	.786
EVANS Joel J.....	.286	7-5	14	7	4	0	0	2	3	10	.714	4	0	3	0	.444	0	0	0-1	2	5	1	.875
LAULA Wayne.....	.250	8-7	16	7	4	0	0	2	5	10	.625	7	0	3	0	.478	0	1	0-0	1	0	0	1.000
RONA Brad G.....	.214	7-6	14	3	3	1	0	0	4	4	.286	6	0	0	0	.450	0	0	0-0	9	0	0	1.000
VAN LIESHOUT Zane....	.200	4-4	5	2	1	0	0	0	2	1	.200	4	0	2	0	.556	0	0	0-0	38	0	1	.974
ENOKA Benjamin R....	.200	3-3	5	5	1	0	0	0	1	1	.200	3	0	0	0	.500	0	0	2-2	0	0	0	.000
FLETCHER Isaac M....	.000	4-2	9	2	0	0	0	0	1	0	.000	0	0	3	0	.000	1	0	0-0	4	0	0	1.000
Totals.....	.352	8-8	179	79	63	4	3	21	73	136	.760	54	2	30	1	.504	1	2	4-7	129	32	6	.964
Opponents.....	.176	8-8	159	13	28	5	0	3	12	42	.264	7	2	75	2	.219	1	1	3-3	117	56	13	.930

LOB - Team (42), Opp (28). DPs turned - Team (2), Opp (1). IBB - Team (0), Opp (1).

(All games Sorted by Earned run avg)

Player	ERA	W-L	APP	GS	CG	SHO/CBO	SV	IP	H	R	ER	BB	SO	2B	3B	HR	AB	B/Avg	WP	HBP	BK	SFA	SHA
GIBSON Campbell R....	0.00	0-0	2	0	0	0/2	1	3.0	1	0	0	7	1	0	0	10	.100	0	0	0	0	0	0
PETTETT Joshua A....	0.32	4-0	6	5	2	0/2	0	22.0	14	4	1	4	34	4	0	0	81	.173	2	2	0	1	1
GOLLAN Karl R.....	1.75	1-0	2	0	0	0/1	0	4.0	2	1	1	0	6	0	0	1	14	.143	0	0	0	0	0
HAYES Nikki J.....	3.00	2-1	4	3	1	0/2	0	14.0	11	8	6	3	28	0	0	2	54	.204	1	0	1	0	0
Totals.....	1.30	7-1	8	8	3	3/3	1	43.0	28	13	8	7	75	5	0	3	159	.176	3	2	1	1	1
Opponents.....	12.03	1-7	8	8	2	0/0	0	39.0	63	79	67	54	30	4	3	21	179	.352	7	2	0	1	2

PB - Team (5), VAN LIESHOUT 5, Opp (4). SBA/ATT - VAN LIESHOUT (3-3), HAYES (2-2), PETTETT (1-1).

(All games Sorted by Fielding pct)

Player	C	PO	A	E	FLD%	DPs	SBA	CSB	SBA%	PB	CI
NUKUNUKU Nathan W...	23	20	3	0	1.000	2	0	0	---	0	0
BARTORILLO Tyron J..	9	3	6	0	1.000	0	0	0	---	0	0
RONA Brad G.....	9	9	0	0	1.000	0	0	0	---	0	0
PETTETT Joshua A....	7	0	7	0	1.000	0	1	0	1.000	0	0
ENOKA Campbell D....	6	6	0	0	1.000	0	0	0	---	0	0
HAYES Nikki J.....	4	1	3	0	1.000	1	2	0	1.000	0	0
FLETCHER Isaac M....	4	4	0	0	1.000	0	0	0	---	0	0
ENOKA Thomas D.....	2	2	0	0	1.000	0	0	0	---	0	0
GIBSON Campbell R...	1	0	1	0	1.000	0	0	0	---	0	0
LAULA Wayne.....	1	1	0	0	1.000	0	0	0	---	0	0
COMPAIN Kallan H....	40	39	0	1	.975	0	0	0	---	0	0
VAN LIESHOUT Zane...	39	38	0	1	.974	0	3	0	1.000	5	0
EVANS Joel J.....	8	2	5	1	.875	1	0	0	---	0	0
EVANS Cole S.....	14	4	7	3	.786	1	0	0	---	0	0
GOLLAN Karl R.....	0	0	0	0	.000	0	0	0	---	0	0
HARBROW Joshua G....	0	0	0	0	.000	0	0	0	---	0	0
ENOKA Benjamin R....	0	0	0	0	.000	0	0	0	---	0	0
Totals.....	167	129	32	6	.964	2	3	0	1.000	5	0
Opponents.....	186	117	56	13	.930	1	4	3	.571	4	0

TEAMS' STATS - ESTADÍSTICAS DE EQUIPO

(INCLUDING GAMES 1-68 - INCLUYENDO PARTIDOS DEL 1-68)



SOUTH AFRICA

RSA

Record: 3-5 Home: 2-3 Away: 1-2

(All games Sorted by Batting avg)

Player	AVG	GP-GS	AB	R	H	2B	3B	HR	RBI	TB	SLG%	BB	HBP	SO	GDP	OB%	SF	SH	SB-ATT	PO	A	E	FLD%
PHALADI Phomolo M...	.360	8-8	25	6	9	1	2	1	4	17	.680	1	1	10	0	.407	0	0	0-1	54	2	1	.982
MOLOKOANE Sehlabi...	.300	8-7	20	4	6	1	0	1	6	10	.500	2	0	9	0	.364	0	0	0-0	5	0	0	1.000
BANN Cristopher R...	.280	8-8	25	4	7	2	0	0	4	9	.360	0	0	8	0	.269	1	0	0-0	10	10	0	1.000
FROST Javier D.....	.214	6-6	14	3	3	1	0	1	5	7	.500	0	1	7	0	.267	0	0	0-0	5	0	0	1.000
BOUILLON Brandon D..	.211	8-7	19	5	4	1	0	2	5	11	.579	5	0	10	0	.375	0	0	0-0	10	13	0	1.000
MAPHETO Phokoane E..	.200	6-3	10	1	2	2	0	0	4	4	.400	0	0	3	0	.200	0	0	0-0	8	0	0	1.000
CHEPAPE Isaiah M....	.188	8-8	16	2	3	0	0	1	4	6	.375	3	0	9	0	.316	0	0	0-1	49	3	0	1.000
SMALL Duncan.....	.167	6-5	12	4	2	0	0	0	2	2	.167	3	0	4	0	.333	0	1	2-2	0	3	0	1.000
THOMASON William E..	.143	6-5	14	1	2	0	0	0	0	2	.143	0	0	7	0	.143	0	0	0-0	4	1	2	.714
PHASHA Malesela G...	.143	3-3	7	1	1	0	0	0	0	1	.143	0	0	5	0	.143	0	1	0-0	1	0	0	1.000
KERCHHOFF Lindsey...	.133	6-6	15	5	2	1	0	0	1	3	.200	3	0	6	0	.278	0	0	0-0	0	0	0	.000
THUPUDI Mogau M....	.100	5-4	10	0	1	0	0	0	0	1	.100	0	1	8	0	.182	0	1	0-0	2	9	0	1.000
MCGREGOR - L Gareth..	.000	3-2	3	0	0	0	0	0	0	0	.000	1	0	3	0	.250	0	0	1-1	3	0	0	1.000
Totals.....	.221	8-8	190	36	42	9	2	6	35	73	.384	18	3	89	0	.297	1	3	3-5	151	57	4	.981
Opponents.....	.317	8-8	208	44	66	7	4	11	42	114	.548	19	1	48	3	.372	3	4	9-9	150	38	4	.979

LOB - Team (30), Opp (41). DPs turned - Team (3).

(All games Sorted by Earned run avg)

Player	ERA	W-L	APP	GS	CG	SHO/CBO	SV	IP	H	R	ER	BB	SO	2B	3B	HR	AB	B/Avg	WP	HBP	BK	SFA	SHA
THUPUDI Mogau M....	0.00	1-0	1	1	0	0/0	0	4.2	2	0	0	2	2	1	0	0	15	.133	0	0	0	0	0
MOGASHOA Frans M....	4.20	0-0	2	0	0	0/1	0	3.1	4	2	2	1	4	1	0	0	14	.286	0	0	0	0	0
KEKANA Tidima B....	5.55	0-4	6	3	2	0/0	1	29.0	40	27	23	15	31	4	1	7	121	.331	3	1	0	2	2
STEYN Francois A....	7.35	2-1	5	4	0	0/1	0	13.1	20	15	14	1	11	1	3	4	58	.345	0	0	1	1	2
Totals.....	5.42	3-5	8	8	2	1/1	1	50.1	66	44	39	19	48	7	4	11	208	.317	3	1	1	3	4
Opponents.....	3.64	5-3	8	8	1	1/1	2	50.0	42	36	26	18	89	9	2	6	190	.221	6	3	0	1	3

PB - Team (6), CHEPAPE 6, Opp (1). SBA/ATT - CHEPAPE (9-9), KEKANA (8-8), STEYN (1-1).

(All games Sorted by Fielding pct)

Player	C	PO	A	E	FLD%	Dps	SBA	CSB	SBA%	PB	CI
CHEPAPE Isaiah M....	52	49	3	0	1.000	0	9	0	1.000	6	0
BOUILLON Brandon D..	23	10	13	0	1.000	3	0	0	---	0	0
BANN Cristopher R...	20	10	10	0	1.000	0	0	0	---	0	0
THUPUDI Mogau M....	11	2	9	0	1.000	1	0	0	---	0	0
MAPHETO Phokoane E..	8	8	0	0	1.000	0	0	0	---	0	0
KEKANA Tidima B....	8	0	8	0	1.000	1	8	0	1.000	0	0
FROST Javier D.....	5	5	0	0	1.000	0	0	0	---	0	0
MOLOKOANE Sehlabi...	5	5	0	0	1.000	0	0	0	---	0	0
SMALL Duncan.....	3	0	3	0	1.000	0	0	0	---	0	0
MCGREGOR - L Gareth..	3	3	0	0	1.000	0	0	0	---	0	0
MOGASHOA Frans M....	1	0	1	0	1.000	0	0	0	---	0	0
PHASHA Malesela G...	1	1	0	0	1.000	0	0	0	---	0	0
PHALADI Phomolo M...	57	54	2	1	.982	3	0	0	---	0	0
STEYN Francois A....	8	0	7	1	.875	0	1	0	1.000	0	0
THOMASON William E..	7	4	1	2	.714	0	0	0	---	0	0
KERCHHOFF Lindsey...	0	0	0	0	.000	0	0	0	---	0	0
Totals.....	212	151	57	4	.981	3	9	0	1.000	6	0
Opponents.....	192	150	38	4	.979	0	3	2	.600	1	0

TEAMS' STATS - ESTADÍSTICAS DE EQUIPO

(INCLUDING GAMES 1-68 - INCLUYENDO PARTIDOS DEL 1-68)



TURKEY

TUR

Record: 0-8 Home: 0-3 Away: 0-5

Player	AVG	GP-GS	(All games Sorted by Batting avg)													PO	A	E	FLD%				
			AB	R	H	2B	3B	HR	RBI	TB	SLG%	BB	HBP	SO	GDP					OB%	SF	SH	SB-ATT
ATES Oguz.....	.222	7-7	9	0	2	0	0	0	1	2	.222	0	0	3	0	.222	0	0	0-0	7	1	1	.889
PEHLIVANOGLU Ahmet..	.200	6-3	5	0	1	0	0	0	0	1	.200	0	0	4	0	.200	0	1	0-0	2	0	0	1.000
PAZAN MURAT.....	.167	6-6	6	0	1	0	0	0	0	1	.167	0	0	1	0	.167	0	0	0-0	6	0	4	.600
ALACAOEZ Ramazan....	.000	7-7	8	1	0	0	0	0	0	0	.000	0	0	6	0	.000	0	0	0-0	9	2	1	.917
TURKDOGAN Cagri.....	.000	7-7	7	0	0	0	0	0	0	0	.000	0	0	5	0	.000	0	0	0-0	5	0	1	.833
YILDIRIM Mehmet S....	.000	8-7	6	0	0	0	0	0	0	0	.000	1	0	6	0	.143	0	0	0-1	7	0	1	.875
COLAK Ege.....	.000	8-7	6	0	0	0	0	0	0	0	.000	1	1	5	0	.250	0	0	0-0	8	2	1	.909
TAS Hamza.....	.000	8-6	5	0	0	0	0	0	0	0	.000	1	1	5	0	.286	0	0	0-0	3	1	0	1.000
CAN Ismail.....	.000	6-3	5	0	0	0	0	0	0	0	.000	0	0	2	0	.000	0	0	0-0	3	0	2	.600
SONMEZ Mehmet.....	.000	5-4	5	0	0	0	0	0	0	0	.000	0	0	5	0	.000	0	0	0-0	2	0	1	.667
HAVALE Murat.....	.000	6-5	3	0	0	0	0	0	0	0	.000	0	0	3	0	.000	0	0	0-0	2	1	1	.750
KUNBETI Mehmet.....	.000	6-4	3	0	0	0	0	0	0	0	.000	0	0	3	0	.000	0	0	0-0	0	0	2	.000
ETGU Cansin.....	.000	6-6	3	0	0	0	0	0	0	0	.000	1	0	2	0	.250	0	0	0-0	3	1	2	.667
SELCUK Muhammet.....	.000	3-2	2	0	0	0	0	0	0	0	.000	0	1	2	0	.333	0	0	0-0	2	0	0	1.000
Totals.....	.055	8-8	73	1	4	0	0	0	1	4	.055	4	3	52	0	.138	0	1	0-1	59	8	17	.798
Opponents.....	.740	8-8	192	184	142	30	6	33	176	283	1.474	66	3	1	1	.781	9	0	12-13	72	16	2	.978

LOB - Team (9), Opp (27). DPs turned - Team (2), Opp (2). CI - Team (0), Opp (1).

Player	ERA	W-L	(All games Sorted by Earned run avg)													WP	HBP	BK	SFA	SHA			
			APP	GS	CG	SHO/CBO	SV	IP	H	R	ER	BB	SO	2B	3B						HR	AB	B/Avg
ETGU Cansin.....	46.00	0-5	6	5	0	0/0	0	7.0	32	53	46	34	1	8	2	7	47	.681	5	2	1	4	0
PEHLIVANOGLU Ahmet..	46.20	0-1	2	1	0	0/0	0	1.2	9	12	11	4	0	2	1	1	13	.692	1	0	0	0	0
YILDIRIM Mehmet S....	66.18	0-2	8	2	1	0/0	0	11.0	101	119	104	28	0	20	3	25	132	.765	2	1	0	5	0
Totals.....	56.24	0-8	8	8	1	0/0	0	19.2	142	184	158	66	1	30	6	33	192	.740	8	3	1	9	0
Opponents.....	0.00	8-0	8	8	4	7/4	0	24.0	4	1	0	4	52	0	0	0	73	.055	1	3	0	0	1

PB - Team (10), TAS 6, KUNBETI 2, SELCUK 1, ALACAOEZ 1. SBA/ATT - ETGU (8-8), SELCUK (6-6), ALACAOEZ (5-6), PEHLIVANOGLU (3-4), KUNBETI (1-1), YILDIRIM (1-1).

Player	(All games Sorted by Fielding pct)													PB	CI
	C	PO	A	E	FLD%	DPS	SBA	CSB	SBA%						
TAS Hamza.....	4	3	1	0	1.000	1	0	0	---	6	0				
SELCUK Muhammet....	2	2	0	0	1.000	0	6	0	1.000	1	0				
PEHLIVANOGLU Ahmet..	2	2	0	0	1.000	0	3	1	.750	0	0				
ALACAOEZ Ramazan....	12	9	2	1	.917	0	5	1	.833	1	0				
COLAK Ege.....	11	8	2	1	.909	0	0	0	---	0	0				
ATES Oguz.....	9	7	1	1	.889	1	0	0	---	0	0				
YILDIRIM Mehmet S....	8	7	0	1	.875	0	1	0	1.000	0	0				
TURKDOGAN Cagri.....	6	5	0	1	.833	0	0	0	---	0	0				
HAVALE Murat.....	4	2	1	1	.750	0	0	0	---	0	0				
ETGU Cansin.....	6	3	1	2	.667	1	8	0	1.000	0	0				
SONMEZ Mehmet.....	3	2	0	1	.667	0	0	0	---	0	0				
PAZAN MURAT.....	10	6	0	4	.600	1	0	0	---	0	0				
CAN Ismail.....	5	3	0	2	.600	0	0	0	---	0	0				
KUNBETI Mehmet.....	2	0	0	2	.000	0	1	0	1.000	2	0				
Totals.....	84	59	8	17	.798	2	12	1	.923	10	0				
Opponents.....	90	72	16	2	.978	2	0	1	.000	0	1				

TEAMS' STATS - ESTADÍSTICAS DE EQUIPO

(INCLUDING GAMES 1-68 - INCLUYENDO PARTIDOS DEL 1-68)



UNITED STATES OF AMERICA

USA

Record: 6-3 Home: 3-0 Away: 3-3

(All games Sorted by Batting avg)

Player	AVG	GP-GS	AB	R	H	2B	3B	HR	RBI	TB	SLG%	BB	HBP	SO	GDP	OB%	SF	SH	SB-ATT	PO	A	E	FLD%
NOWACZYK Jeffrey J..	.667	4-2	6	3	4	1	0	2	9	11	1.833	0	0	0	0	.667	0	0	0-0	14	0	0	1.000
TURNER Chase J.....	.500	6-3	10	4	5	0	0	2	4	11	1.100	0	1	2	0	.545	0	0	0-0	0	0	0	.000
SAGDAL Patrick A....	.400	7-6	15	4	6	0	1	1	4	11	.733	2	0	3	0	.444	1	0	0-0	5	0	0	1.000
OCHOA Erick.....	.381	9-8	21	6	8	1	0	1	6	12	.571	6	0	2	0	.519	0	0	0-0	2	0	0	1.000
TAN Marcus J.....	.364	7-3	11	4	4	0	0	1	2	7	.636	0	0	3	0	.364	0	0	1-1	1	0	0	1.000
DUDLEY Tyler I D....	.346	8-8	26	6	9	4	0	3	12	22	.846	0	0	6	0	.346	0	0	1-1	15	10	3	.893
HEINLEIN Christoph..	.308	6-5	13	4	4	1	0	0	3	5	.385	1	0	5	0	.357	0	0	0-0	2	12	0	1.000
RATLIFF Matthew A...	.300	7-7	20	7	6	1	0	1	4	10	.500	4	0	2	0	.417	0	0	2-2	7	0	0	1.000
CASTILLO Kevin J....	.286	9-7	21	4	6	1	0	2	5	13	.619	3	0	7	0	.375	0	0	0-0	2	6	4	.667
PALAZZO Matt J.....	.240	9-9	25	8	6	1	0	2	9	13	.520	4	0	7	0	.345	0	0	0-0	34	0	0	1.000
ZECHMAN Derrick E...	.200	8-8	15	4	3	1	0	0	1	4	.267	3	2	6	0	.400	0	0	0-0	1	4	0	1.000
MULLINS Nicholas R...	.167	7-7	12	2	2	0	0	0	3	2	.167	7	0	5	0	.474	0	0	0-0	61	2	0	1.000
SAENZ Gilbert L.....	.111	7-4	9	3	1	0	0	0	0	1	.111	1	0	5	0	.200	0	0	1-1	2	6	2	.800
KAY Bryce R.....	.077	7-4	13	6	1	0	0	0	1	1	.077	3	0	5	0	.250	0	0	1-1	0	0	0	.000
Totals.....	.300	9-9	217	65	65	11	1	15	63	123	.567	34	3	58	0	.400	1	0	6-6	147	43	9	.955
Opponents.....	.222	9-9	189	32	42	2	0	12	29	80	.423	23	3	74	5	.316	0	2	2-3	148	53	10	.953

LOB - Team (43), Opp (39). DPs turned - Team (6). IBB - Team (1), OCHOA 1.

(All games Sorted by Earned run avg)

Player	ERA	W-L	APP	GS	CG	SHO/CBO	SV	IP	H	R	ER	BB	SO	2B	3B	HR	AB	B/Avg	WP	HBP	BK	SFA	SHA
ZECHMAN Derrick E...	0.00	0-0	1	0	0	0/0	0	0.0	0	0	0	1	0	0	0	0	0	0	0	0	0	0	0
WEILER Mervin D.....	1.17	2-0	4	2	2	2/0	0	12.0	8	5	2	2	16	1	0	1	45	.178	0	1	0	0	0
MANLEY Jeremy R.....	4.42	2-1	5	2	0	0/0	0	12.2	12	8	8	3	14	0	0	5	51	.235	0	2	1	0	0
MANCHA Antonio L....	4.60	2-2	7	5	1	0/0	1	24.1	22	19	16	17	44	1	0	6	93	.237	4	0	0	0	2
Totals.....	3.71	6-3	9	9	3	2/0	1	49.0	42	32	26	23	74	2	0	12	189	.222	4	3	1	0	2
Opponents.....	7.24	3-6	9	9	2	0/0	1	49.1	65	65	51	34	58	11	1	15	217	.300	5	3	0	1	0

PB - Team (3), MULLINS 3, Opp (5). SBA/ATT - MULLINS (2-3), MANCHA (2-2), MANLEY (0-1).

(All games Sorted by Fielding pct)

Player	C	PO	A	E	FLD%	DPS	SBA	CSB	SBA%	PB	CI
MULLINS Nicholas R..	63	61	2	0	1.000	0	2	1	.667	3	0
PALAZZO Matt J.....	34	34	0	0	1.000	6	0	0	---	0	0
NOWACZYK Jeffrey J..	14	14	0	0	1.000	0	0	0	---	0	0
HEINLEIN Christoph..	14	2	12	0	1.000	1	0	0	---	0	0
RATLIFF Matthew A...	7	7	0	0	1.000	0	0	0	---	0	0
ZECHMAN Derrick E...	5	1	4	0	1.000	1	0	0	---	0	0
SAGDAL Patrick A....	5	5	0	0	1.000	0	0	0	---	0	0
OCHOA Erick.....	2	2	0	0	1.000	0	0	0	---	0	0
MANLEY Jeremy R.....	2	0	2	0	1.000	0	0	1	.000	0	0
MANCHA Antonio L....	1	0	1	0	1.000	0	2	0	1.000	0	0
TAN Marcus J.....	1	1	0	0	1.000	0	0	0	---	0	0
WEILER Mervin D.....	1	1	0	0	1.000	0	0	0	---	0	0
DUDLEY Tyler I D....	28	15	10	3	.893	5	0	0	---	0	0
SAENZ Gilbert L.....	10	2	6	2	.800	2	0	0	---	0	0
CASTILLO Kevin J....	12	2	6	4	.667	1	0	0	---	0	0
TURNER Chase J.....	0	0	0	0	.000	0	0	0	---	0	0
KAY Bryce R.....	0	0	0	0	.000	0	0	0	---	0	0
Totals.....	199	147	43	9	.955	6	2	1	.667	3	0
Opponents.....	211	148	53	10	.953	0	6	0	1.000	5	0

TEAMS' STATS - ESTADÍSTICAS DE EQUIPO

(INCLUDING GAMES 1-68 - INCLUYENDO PARTIDOS DEL 1-68)



VENEZUELA

VEN

Record: 6-2 Home: 1-1 Away: 5-1

Player	AVG	GP-GS	(All games Sorted by Batting avg)													PO	A	E	FLD%				
			AB	R	H	2B	3B	HR	RBI	TB	SLG%	BB	HBP	SO	GDP					OB%	SF	SH	SB-ATT
ACACIO Arturo.....	.600	5-3	10	8	6	1	1	2	6	15	1.500	4	0	2	0	.714	0	0	0-0	0	0	0	.000
FLORES Rafael.....	.542	7-7	24	12	13	4	0	5	11	32	1.333	1	0	3	0	.560	0	0	1-1	31	3	1	.971
ZAMBRANO John.....	.500	6-6	14	3	7	0	0	0	3	7	.500	1	1	2	0	.529	1	0	0-0	26	1	1	.964
LIMA Jorge.....	.474	7-7	19	11	9	0	0	4	10	21	1.105	4	0	4	0	.542	1	1	0-0	6	8	2	.875
PINTO Luiger.....	.455	7-7	22	9	10	3	0	2	9	19	.864	3	0	3	0	.520	0	0	0-0	13	4	1	.944
CARRENO Carlos.....	.450	7-7	20	12	9	4	0	2	8	19	.950	5	0	3	0	.560	0	0	1-1	4	3	0	1.000
ROJAS Frances.....	.400	3-1	5	1	2	0	0	0	1	2	.400	2	0	1	0	.571	0	0	0-1	13	0	0	1.000
QUERALES Herwins.....	.368	6-6	19	8	7	1	1	1	7	13	.684	1	1	6	0	.391	2	0	0-0	3	0	1	.750
LINARES Edwin.....	.364	5-5	11	5	4	1	0	0	5	5	.455	4	1	4	0	.563	0	0	0-0	2	0	0	1.000
CHIRINOS Yeider.....	.304	7-7	23	8	7	0	0	4	10	19	.826	2	0	8	0	.360	0	0	0-0	9	9	1	.947
PAEZ Iran.....	.273	5-5	11	2	3	0	0	0	1	3	.273	4	0	2	1	.467	0	0	3-3	1	8	1	.900
GUERRERO Ruben.....	.200	4-1	5	0	1	0	0	0	1	1	.200	0	1	2	0	.333	0	0	0-0	5	0	0	1.000
OJEDA Carlos.....	.000	5-1	5	2	0	0	0	0	0	0	.000	2	0	4	0	.286	0	0	0-0	0	2	0	1.000
Totals.....	.415	7-7	188	81	78	14	2	20	72	156	.830	33	4	44	1	.502	4	1	5-6	114	51	9	.948
Opponents.....	.233	7-7	146	23	34	5	1	4	21	53	.363	13	1	51	0	.300	0	2	0-1	111	26	12	.919

LOB - Team (38), Opp (26). DPs turned - Team (0), Opp (1). CI - Team (1), FLORES 1. IBB - Team (2), ROJAS 1, LIMA 1.

Player	ERA	W-L	(All games Sorted by Earned run avg)													WP	HBP	BK	SFA	SHA			
			APP	GS	CG	SHO/CBO	SV	IP	H	R	ER	BB	SO	2B	3B						HR	AB	B/Avg
UCERO Carlos.....	2.42	2-1	3	2	0	0/0	0	8.2	9	7	3	6	14	2	0	1	35	.257	0	1	0	0	0
PINEDA Eder.....	3.23	1-0	2	1	0/0	0	8.2	6	4	4	3	13	1	0	0	32	.188	0	0	1	0	1	0
PIMENTEL Maikel.....	3.50	1-0	3	1	1/0	1	8.0	5	4	4	1	11	1	0	1	29	.172	0	0	0	0	0	0
URBANEJA Erick.....	3.87	2-0	3	3	2/0	0	12.2	14	8	7	3	13	1	1	2	50	.280	0	0	1	0	0	1
Totals.....	3.32	6-1	7	7	4	2/0	1	38.0	34	23	18	44	5	1	4	146	.233	0	1	2	0	2	2
Opponents.....	11.73	1-6	7	7	0	0/0	0	37.0	78	81	62	33	44	14	2	20	.415	16	4	1	4	1	1

PB - Team (1), FLORES 1, Opp (7). SBA/ATT - URBANEJA (0-1), FLORES (0-1).

Player	(All games Sorted by Fielding pct)										
	C	PO	A	E	FLD%	Dps	SBA	CSB	SBA%	PB	CI
ROJAS Frances.....	13	13	0	0	1.000	0	0	0	---	0	0
CARRENO Carlos.....	7	4	3	0	1.000	0	0	0	---	0	0
GUERRERO Ruben.....	5	5	0	0	1.000	0	0	0	---	0	0
PINEDA Eder.....	5	1	4	0	1.000	0	0	0	---	0	0
URBANEJA Erick.....	4	0	4	0	1.000	0	0	1	.000	0	0
PIMENTEL Maikel.....	3	0	3	0	1.000	0	0	0	---	0	0
OJEDA Carlos.....	2	0	2	0	1.000	0	0	0	---	0	0
LINARES Edwin.....	2	2	0	0	1.000	0	0	0	---	0	0
FLORES Rafael.....	35	31	3	1	.971	0	0	1	.000	1	1
ZAMBRANO John.....	28	26	1	1	.964	0	0	0	---	0	0
CHIRINOS Yeider.....	19	9	9	1	.947	0	0	0	---	0	0
PINTO Luiger.....	18	13	4	1	.944	0	0	0	---	0	0
PAEZ Iran.....	10	1	8	1	.900	0	0	0	---	0	0
LIMA Jorge.....	16	6	8	2	.875	0	0	0	---	0	0
QUERALES Herwins.....	4	3	0	1	.750	0	0	0	---	0	0
UCERO Carlos.....	3	0	2	1	.667	0	0	0	---	0	0
ACACIO Arturo.....	0	0	0	0	.000	0	0	0	---	0	0
Totals.....	174	114	51	9	.948	0	0	1	.000	1	1
Opponents.....	149	111	26	12	.919	1	5	1	.833	7	0

CHAMPIONSHIP POOL – GRUPO DE CAMPEONATO PLACEMENT POOL – GRUPO DE COLOCACIÓN

SCHEDULE AND RESULTS – CALENDARIO Y RESULTADOS

Saturday July 15 – Sábado 15 de julio, 2017

P7	16:30	Field 2 - Whitehorse	PLACEMENT	WP4 DOMINICAN REPUBLIC	WP3 SOUTH AFRICA	2-11	6
P8	19:00	Field 2 - Whitehorse	PLACEMENT	WP5 CZECH REPUBLIC	WP6 DENMARK	5-3	
C7	16:00	Field 1 - Whitehorse	Championship	WC3 CANADA	WC4 NEW ZEALAND	11-12	
C8	18:30	Field 1 - Whitehorse	Championship	WC6 AUSTRALIA	WC5 ARGENTINA	4-1	

Sunday July 16 – Domingo 16 de julio, 2017

#	Hour Hora	Stadium Campo	Group Grupo	Away Team Equipo Visitante	Home Team Equipo Local	Score	Inn
P9	11:00	Field 2 - Whitehorse	PLACEMENT	WP8 CZECH REPUBLIC	LP7 DOMINICAN REPUBLIC	7-0	Forf
P10	14:00	Field 2 - Whitehorse	PLACEMENT	WP9 CZECH REPUBLIC	WP7 SOUTH AFRICA	8-0	5
C9	13:00	Field 1 - Whitehorse	Championship	LC7 CANADA	WC8 AUSTRALIA	3-7	
C10	14:00	Field 1 - Whitehorse	Championship	WC7 NEW ZEALAND	WC9 AUSTRALIA	6-4	



CLOSING CEREMONY – CEREMONIA DE CLAUSURA

Local time. Subject to change / Hora local. Sujeta a cambios.

GAME SUMMARY - RESULTADO DEL PARTIDO P7 (PLACEMENT POOL - GRUPO DE COLOCACIÓN)



DOMINICAN REPUBLIC - SOUTH AFRICA



South Africa..... 510 014 - 11 7 1 (4-5)
Dominican Republic.. 000 110 - 2 3 3 (4-5)

Jul 15, 2017 at Whitehorse (Field 2)

South Africa 11 (4-5)

Player	AB	R	H	BI	2B	3B	HR	BB	SB	CS	HP	SH	SF	SO	IBB	KL	GDP	PO	A	E
PHALADI 1b	4	2	2	2	1	0	1	1	0	0	0	0	0	1	1	0	0	8	1	0
BANN 2b	4	1	0	0	0	0	0	0	0	0	1	0	0	1	0	1	0	1	2	1
MOLOKOANE rf	3	2	1	0	0	0	0	1	0	0	0	0	0	0	0	0	0	0	0	0
BOUILLON ss	1	2	0	1	0	0	0	3	0	0	0	0	0	1	1	0	0	2	1	0
SMALL dp	2	1	0	1	0	0	0	1	0	0	0	0	1	1	0	1	0	0	0	0
FROST lf	3	1	1	2	1	0	0	1	0	0	0	0	0	1	0	0	0	0	1	0
THUPUDI 3b	4	1	2	5	0	0	1	0	0	0	0	0	0	1	0	1	0	0	1	0
CHEPAPE c	2	1	1	0	0	0	0	1	0	0	1	0	0	1	0	0	0	7	0	0
MCGREGOR - L cf	3	0	0	0	0	0	0	1	0	0	0	0	0	1	0	1	0	0	0	0
KEKANA p	0	0	0	0	0	0	0	0	0	0	0	0	0	0	0	0	0	0	2	0
Totals.....	26	11	7	11	2	0	2	9	0	0	2	0	1	8	2	4	0	18	8	1

Dominican Republic 2 (4-5)

Player	AB	R	H	BI	2B	3B	HR	BB	SB	CS	HP	SH	SF	SO	IBB	KL	GDP	PO	A	E
NUNEZ 2b	3	0	0	0	0	0	0	0	0	0	0	0	0	0	0	0	0	1	2	0
FIGUEROE rf	2	0	0	0	0	0	0	1	0	0	0	0	0	1	0	0	0	1	1	0
LAHOZ dp	2	0	0	0	0	0	0	0	0	0	0	0	0	1	0	0	0	0	0	0
ARIAS ph	1	0	0	0	0	0	0	0	0	0	0	0	0	1	0	1	0	0	0	0
VALERIO ss	3	0	1	0	0	0	0	0	0	0	0	0	0	0	0	0	0	0	2	1
CHALAS lf	2	1	0	0	0	0	0	0	0	0	1	0	0	0	0	0	0	0	0	0
VILLAFANA 3b	2	0	1	1	1	0	0	0	0	0	0	0	0	0	0	0	0	0	1	2
MORETA c	2	0	0	0	0	0	0	0	0	0	0	0	0	2	0	0	0	8	0	0
CRUZ 1b	2	1	1	1	0	0	1	0	0	0	0	0	0	1	0	0	0	7	1	0
MEDINA cf	2	0	0	0	0	0	0	0	0	0	0	0	0	0	0	0	0	1	0	0
PEREZ p	0	0	0	0	0	0	0	0	0	0	0	0	0	0	0	0	0	0	0	0
PAULINO p	0	0	0	0	0	0	0	0	0	0	0	0	0	0	0	0	0	0	1	0
GONZALEZ p	0	0	0	0	0	0	0	0	0	0	0	0	0	0	0	0	0	0	0	0
MENA p	0	0	0	0	0	0	0	0	0	0	0	0	0	0	0	0	0	0	0	0
Totals.....	21	2	3	2	1	0	1	1	0	0	1	0	0	6	0	1	0	18	8	3

South Africa	IP	H	R	ER	BB	SO	WP	HB	BK	IBB	SH	SF	CI	2B	3B	HR	AB	BF	FO	GO
KEKANA W,1-4	6.0	3	2	2	1	6	0	1	0	0	0	0	0	1	0	1	21	23	2	9

Dominican Republic	IP	H	R	ER	BB	SO	WP	HB	BK	IBB	SH	SF	CI	2B	3B	HR	AB	BF	FO	GO
PEREZ L,1-1	0.0	1	4	1	1	0	1	1	0	0	0	0	0	0	0	0	2	4	0	0
PAULINO	4.2	4	3	3	4	5	0	1	0	1	0	1	0	1	0	2	18	24	1	8
GONZALEZ	0.1	1	4	4	3	0	2	0	0	0	0	0	0	1	0	0	2	5	1	0
MENA	1.0	1	0	0	1	3	2	0	0	1	0	0	0	0	0	0	4	5	0	0

Umpires - HP: PORTEOUS Mark (NZL) 1B: LOPEZ William (VEN) 2B: TABINUKI Toyomatsu (JPN) 3B: KLUSZCZYNSKI Peter (CAN)
Scorers : BURNS Erin (CAN), HAMMEL Rebecca (CAN), BURNS Garry (CAN)
TC - CLOUTS Darryl (AUS)
Start: 16:30 Time: 2:12 Attendance: 27
Weather: Overcast

Game notes:
PEREZ faced 4 batters in the 1st.
GONZALEZ faced 4 batters in the 6th.

GAME SUMMARY - RESULTADO DEL PARTIDO P8 (PLACEMENT POOL - GRUPO DE COLOCACIÓN)



CZECH REPUBLIC – DENMARK



Denmark..... 000 003 0 - 3 6 1 (4-6)
Czech Republic..... 012 002 X - 5 7 0 (5-5)

Jul 15, 2017 at Whitehorse (Field 2)

Denmark 3 (4-6)

Player	AB	R	H	BI	2B	3B	HR	BB	SB	CS	HP	SH	SF	SO	IBB	KL	GDP	PO	A	E
TERKELSEN lf/p	3	0	1	0	1	0	0	0	0	0	0	0	0	0	0	0	0	1	0	0
GORLEN pr/dp	0	1	0	0	0	0	0	0	0	0	0	0	0	0	0	0	0	0	0	0
SVANE 3b/c	3	1	1	0	0	0	0	0	0	0	0	0	0	0	0	0	0	3	1	0
JULENON dp/lb	3	1	2	3	0	0	1	0	0	0	0	0	0	0	0	0	0	1	0	0
LOHMANN pr	0	0	0	0	0	0	0	0	0	0	0	0	0	0	0	0	0	0	0	0
SIMONSEN cf	3	0	1	0	0	1	0	0	0	0	0	0	0	0	0	0	0	1	0	0
BROWN rf	3	0	0	0	0	0	0	0	0	0	0	0	0	3	0	2	0	1	1	0
JOERGENSEN c/lf	3	0	1	0	0	0	0	0	0	0	0	0	0	1	0	0	0	7	0	0
ANDERSEN 1b/lf	3	0	0	0	0	0	0	0	0	0	0	0	0	1	0	0	0	3	0	0
NIHOEJ 2b	1	0	0	0	0	0	0	0	0	0	0	0	0	1	0	0	0	0	0	0
NIELSEN ph/2b	1	0	0	0	0	0	0	0	0	0	1	0	1	0	1	0	0	0	0	0
MILNE ss	3	0	0	0	0	0	0	0	0	0	0	0	0	2	0	1	0	1	1	1
HANSEN p	0	0	0	0	0	0	0	0	0	0	0	0	0	0	0	0	0	0	0	0
LORENTSEN 3b	0	0	0	0	0	0	0	0	0	0	0	0	0	0	0	0	0	0	0	0
Totals.....	26	3	6	3	1	1	1	0	0	0	0	1	0	9	0	4	0	18	3	1

Czech Republic 5 (5-5)

Player	AB	R	H	BI	2B	3B	HR	BB	SB	CS	HP	SH	SF	SO	IBB	KL	GDP	PO	A	E
MERTL c	3	0	1	0	0	0	0	0	1	0	1	0	0	1	0	1	0	9	1	0
VACHA cf	3	1	1	0	0	0	0	1	0	0	0	0	0	2	0	0	0	1	0	0
KOLKUS 2b	4	0	0	0	0	0	0	0	0	0	0	0	0	4	0	1	0	3	3	0
SVOBODA ss	3	1	1	2	0	0	1	0	0	0	0	0	0	1	0	0	0	0	0	0
BENDA lf	3	0	0	0	0	0	0	0	0	0	0	0	0	1	0	0	0	1	0	0
KLAS 3b	3	0	0	0	0	0	0	0	0	0	0	0	0	0	0	0	0	0	2	0
KLEIN 1b	2	1	1	0	0	0	0	1	0	0	0	0	0	0	0	0	0	7	0	0
KOLUCH pr	0	1	0	0	0	0	0	0	0	0	0	0	0	0	0	0	0	0	0	0
KOPECNY rf	2	1	2	1	0	0	0	1	1	0	0	0	0	0	0	0	0	0	0	0
KORCAK J dp	3	0	1	2	1	0	0	0	1	0	0	0	0	1	0	0	0	0	0	0
HOLOBRADEK p	0	0	0	0	0	0	0	0	0	0	0	0	0	0	0	0	0	0	5	0
Totals.....	26	5	7	5	1	0	1	3	3	0	1	0	0	10	0	2	0	21	11	0

Denmark	IP	H	R	ER	BB	SO	WP	HB	BK	IBB	SH	SF	CI	2B	3B	HR	AB	BF	FO	GO
HANSEN L,2-6	4.0	5	5	4	2	7	3	1	0	0	0	0	0	1	0	1	18	21	2	3
TERKELSEN	2.0	2	0	0	1	3	0	0	0	0	0	0	0	0	0	0	8	9	2	1

Czech Republic	IP	H	R	ER	BB	SO	WP	HB	BK	IBB	SH	SF	CI	2B	3B	HR	AB	BF	FO	GO
HOLOBRADEK W,1-0	7.0	6	3	3	0	9	0	0	0	0	1	0	0	1	1	1	26	27	2	10

Umpires - HP: KLUSZCZYNSKI Peter (CAN) 1B: CARTER Jason (AUS) 2B: ENDO Nobuhiro (JPN)
3B: LISS Vladimir (CZE)
Scorers - BURNS Erin (CAN), HAMMEL Rebecca (CAN), BURNS Garry (CAN)
TC - CLOUTS Darryl (AUS)

Start: 19:00 Time: 1:51 Attendance: 28
Weather: Light drizzle

Game notes: None

GAME SUMMARY - RESULTADO DEL PARTIDO C7 (CHAMPIONSHIP POOL - GRUPO DE CAMPEONATO)



CANADA - NEW ZEALAND



New Zealand..... 002 802 0 - 12 11 1 (8-1)
Canada..... 207 010 1 - 11 11 3 (8-1)

Jul 15, 2017 at Whitehorse (Field 2)

South Africa 11 (4-5)

Player	AB	R	H	BI	2B	3B	HR	BB	SB	CS	HP	SH	SF	SO	IBB	KL	GDP	PO	A	E
PHALADI 1b	4	2	2	2	1	0	1	1	0	0	0	0	0	1	1	0	0	8	1	0
BANN 2b	4	1	0	0	0	0	0	0	0	0	1	0	0	1	0	1	0	1	2	1
MOLOKOANE rf	3	2	1	0	0	0	0	1	0	0	0	0	0	0	0	0	0	0	0	0
BOUILLON ss	1	2	0	1	0	0	0	3	0	0	0	0	0	1	1	0	0	2	1	0
SMALL dp	2	1	0	1	0	0	0	1	0	0	0	0	1	1	0	1	0	0	0	0
FROST lf	3	1	1	2	1	0	0	1	0	0	0	0	0	1	0	0	0	0	1	0
THUPUDI 3b	4	1	2	5	0	0	1	0	0	0	0	0	0	1	0	1	0	0	1	0
CHEPAPE c	2	1	1	0	0	0	0	1	0	0	1	0	0	1	0	0	0	7	0	0
MCGREGOR - L cf	3	0	0	0	0	0	0	1	0	0	0	0	0	1	0	1	0	0	0	0
KEKANA p	0	0	0	0	0	0	0	0	0	0	0	0	0	0	0	0	0	0	2	0
Totals.....	26	11	7	11	2	0	2	9	0	0	2	0	1	8	2	4	0	18	8	1

Dominican Republic 2 (4-5)

Player	AB	R	H	BI	2B	3B	HR	BB	SB	CS	HP	SH	SF	SO	IBB	KL	GDP	PO	A	E
NUNEZ 2b	3	0	0	0	0	0	0	0	0	0	0	0	0	0	0	0	0	1	2	0
FIGUEROE rf	2	0	0	0	0	0	0	1	0	0	0	0	0	1	0	0	0	1	1	0
LAHOZ dp	2	0	0	0	0	0	0	0	0	0	0	0	0	1	0	0	0	0	0	0
ARIAS ph	1	0	0	0	0	0	0	0	0	0	0	0	0	1	0	1	0	0	0	0
VALERIO ss	3	0	1	0	0	0	0	0	0	0	0	0	0	0	0	0	0	0	2	1
CHALAS lf	2	1	0	0	0	0	0	0	0	1	0	0	0	0	0	0	0	0	0	0
VILLAFANA 3b	2	0	1	1	1	0	0	0	0	0	0	0	0	0	0	0	0	0	1	2
MORETA c	2	0	0	0	0	0	0	0	0	0	0	0	0	2	0	0	0	8	0	0
CRUZ 1b	2	1	1	1	0	0	1	0	0	0	0	0	0	1	0	0	0	7	1	0
MEDINA cf	2	0	0	0	0	0	0	0	0	0	0	0	0	0	0	0	0	1	0	0
PEREZ p	0	0	0	0	0	0	0	0	0	0	0	0	0	0	0	0	0	0	0	0
PAULINO p	0	0	0	0	0	0	0	0	0	0	0	0	0	0	0	0	0	0	1	0
GONZALEZ p	0	0	0	0	0	0	0	0	0	0	0	0	0	0	0	0	0	0	0	0
MENA p	0	0	0	0	0	0	0	0	0	0	0	0	0	0	0	0	0	0	0	0
Totals.....	21	2	3	2	1	0	1	1	0	0	1	0	0	6	0	1	0	18	8	3

South Africa	IP	H	R	ER	BB	SO	WP	HB	BK	IBB	SH	SF	CI	2B	3B	HR	AB	BF	FO	GO
KEKANA W,1-4	6.0	3	2	2	1	6	0	1	0	0	0	0	0	1	0	1	21	23	2	9

Dominican Republic	IP	H	R	ER	BB	SO	WP	HB	BK	IBB	SH	SF	CI	2B	3B	HR	AB	BF	FO	GO
PEREZ L,1-1	0.0	1	4	1	1	0	1	1	0	0	0	0	0	0	0	0	2	4	0	0
PAULINO	4.2	4	3	3	4	5	0	1	0	1	0	1	0	1	0	2	18	24	1	8
GONZALEZ	0.1	1	4	4	3	0	2	0	0	0	0	0	0	1	0	0	2	5	1	0
MENA	1.0	1	0	0	1	3	2	0	0	1	0	0	0	0	0	0	4	5	0	0

Umpires - HP: PORTEOUS Mark (NZL) 1B: LOPEZ William (VEN) 2B: TABINUKI Toyomastu (JPN)

3B: KLUSZCZYNSKI Peter (CAN)

Scorers : BURNS Erin (CAN), HAMMEL Rebecca (CAN), BURNS Garry (CAN)

TC - CLOUTS Darryl (AUS)

Start: 16:30 Time: 2:12 Attendance: 27

Weather: Overcast

Game notes:

PEREZ faced 4 batters in the 1st.

GONZALEZ faced 4 batters in the 6th.

GAME SUMMARY - RESULTADO DEL PARTIDO C8 (CHAMPIONSHIP POOL - GRUPO DE CAMPEONATO)



AUSTRALIA - ARGENTINA



Argentina..... 010 000 0 - 1 5 0 (7-3)
Australia..... 200 200 X - 4 7 1 (7-3)

Jul 15, 2017 at Whitehorse (Field 1)

Player	Argentina 1 (7-3)																			
	AB	R	H	BI	2B	3B	HR	BB	SB	CS	HP	SH	SF	SO	IBB	KL	GDP	PO	A	E
MIGLIAVACCA cf	2	0	0	0	0	0	0	0	0	0	0	1	0	0	0	0	0	1	0	0
MALARCZUK 2b	3	0	0	0	0	0	0	0	0	0	0	0	0	0	0	0	0	2	1	0
GODOY M lb	3	0	0	0	0	0	0	0	0	0	0	0	0	1	0	0	0	3	0	0
MOTRONI dp	3	0	0	0	0	0	0	0	0	0	0	0	0	0	0	0	0	0	0	0
ZARA rf	3	1	2	0	0	0	0	0	0	0	0	0	0	0	0	0	0	0	0	0
GODOY G ss	3	0	2	1	0	1	0	0	0	0	0	0	0	0	0	0	0	1	1	0
OJEDA 3b	2	0	0	0	0	0	0	0	0	0	0	0	0	2	0	0	0	0	2	0
PEKER ph	1	0	0	0	0	0	0	0	0	0	0	0	0	0	0	0	0	0	0	0
LATASA c	2	0	0	0	0	0	0	0	0	0	0	0	0	1	0	1	0	8	0	0
MINIGUTTI ph	1	0	0	0	0	0	0	0	0	0	0	0	0	1	0	0	0	0	0	0
MONTERO MAR lf	2	0	1	0	0	0	0	0	0	0	0	0	0	0	0	0	0	2	0	0
GODOY H p	0	0	0	0	0	0	0	0	0	0	0	0	0	0	0	0	0	1	3	0
Totals.....	25	1	5	1	0	1	0	0	0	0	0	1	0	5	0	1	0	18	7	0

Player	Australia 4 (7-3)																			
	AB	R	H	BI	2B	3B	HR	BB	SB	CS	HP	SH	SF	SO	IBB	KL	GDP	PO	A	E
O'BYRNE rf	4	0	0	0	0	0	0	0	0	0	0	0	0	2	0	2	0	0	0	0
TODHUNTER 3b	3	2	2	3	0	0	2	1	0	0	0	0	0	0	0	0	0	3	1	0
SHAILES 2b	1	1	1	0	1	0	0	2	0	0	0	0	0	0	0	0	0	3	2	0
KIRKPATRICK dp/p	2	0	0	0	0	0	0	1	0	0	0	0	0	1	0	0	0	0	3	0
MERRIMAN lf	3	0	1	1	0	0	0	0	0	0	0	0	0	1	0	0	0	2	0	0
WHITE lb	3	0	0	0	0	0	0	0	0	0	0	0	0	3	0	1	0	6	0	0
NORTON c	3	0	1	0	0	0	0	0	0	0	0	0	0	1	0	1	0	5	0	0
JEMMOTT ss	3	1	2	0	0	0	0	0	0	0	0	0	0	0	0	0	0	1	2	1
SINCLAIR cf	2	0	0	0	0	0	0	0	0	0	0	1	0	0	0	0	0	1	0	0
FOLKARD p	0	0	0	0	0	0	0	0	0	0	0	0	0	0	0	0	0	0	0	0
Totals.....	24	4	7	4	1	0	2	4	0	0	0	1	0	8	0	4	0	21	8	1

Argentina		IP	H	R	ER	BB	SO	WP	HB	BK	IBB	SH	SF	CI	2B	3B	HR	AB	BF	FO	GO
GODOY H L,3-1		6.0	7	4	4	4	8	0	0	0	0	1	0	0	1	0	2	24	29	5	5
Australia		IP	H	R	ER	BB	SO	WP	HB	BK	IBB	SH	SF	CI	2B	3B	HR	AB	BF	FO	GO
FOLKARD		0.0	0	0	0	0	0	0	0	0	0	0	0	0	0	0	0	0	0	0	0
KIRKPATRICK W,3-0		7.0	5	1	1	0	5	0	0	0	0	1	0	0	0	1	0	25	26	9	6

Umpires - HP: SOENMEZ Galip (GER) 1B: HELMER Daryl (CAN) 2B: KAIARUNA Tony (NZL) 3B: MORRISSEY Mike (CAN)
Scorers - HAMMEL Elise (CAN), HAMMEL Maury (CAN), STEWART Kathy (CAN)
TC - CLOUTS Darryl (AUS)

Start: 20:30 Time: 1:42 Attendance: 110
Weather: Cloudy, drizzle

Game notes: None

GAME SUMMARY - RESULTADO DEL PARTIDO P9
(PLACEMENT POOL - GRUPO DE COLOCACIÓN)



CZECH REPUBLIC - DOMINICAN



Forfeited game
Czech Republic won 7-0

GAME SUMMARY - RESULTADO DEL PARTIDO P10

(PLACEMENT POOL - GRUPO DE COLOCACIÓN)



CZECH REPUBLIC - SOUTH AFRICA

South Africa..... 000 00 - 0 2 1 (4-6)
Czech Republic..... 105 2X - 8 6 0 (7-5)

Jul 16, 2017 at Whitehorse (Field 2)

South Africa 0 (4-6)

Player	AB	R	H	BI	2B	3B	HR	BB	SB	CS	HP	SH	SF	SO	IBB	KL	GDP	PO	A	E
PHALADI 1b	2	0	0	0	0	0	0	0	0	0	0	0	0	1	0	0	0	5	0	1
BANN 2b	2	0	0	0	0	0	0	0	0	0	0	0	0	1	0	1	0	2	3	0
MOLOKOANE rf	2	0	0	0	0	0	0	0	0	0	0	0	0	2	0	0	0	2	0	0
BOUILLON ss	1	0	1	0	0	0	0	1	0	0	0	0	0	0	0	0	0	0	1	0
KERCHHOFF dp	2	0	0	0	0	0	0	0	0	0	0	0	0	1	0	0	0	0	0	0
FROST lf	1	0	0	0	0	0	0	0	0	0	0	1	0	1	0	0	0	0	0	0
THUPUDI 3b	1	0	0	0	0	0	0	0	0	0	0	0	0	0	0	0	0	0	2	0
SMALL ph	1	0	1	0	0	0	0	0	0	0	0	0	0	0	0	0	0	0	0	0
CHEPAPE c	1	0	0	0	0	0	0	0	0	0	0	0	0	0	0	0	0	3	0	0
THOMASON ph	1	0	0	0	0	0	0	0	0	0	0	0	0	0	0	0	0	0	0	0
MAPHETO cf	1	0	0	0	0	0	0	0	0	0	0	0	0	1	0	1	0	0	0	0
PHASHA ph	1	0	0	0	0	0	0	0	0	0	0	0	0	1	0	0	0	0	0	0
KEKANA p	0	0	0	0	0	0	0	0	0	0	0	0	0	0	0	0	0	0	0	0
STEYN p	0	0	0	0	0	0	0	0	0	0	0	0	0	0	0	0	0	0	0	0
Totals.....	16	0	2	0	0	0	0	1	0	0	0	1	0	8	0	2	0	12	6	1

Czech Republic 8 (7-5)

Player	AB	R	H	BI	2B	3B	HR	BB	SB	CS	HP	SH	SF	SO	IBB	KL	GDP	PO	A	E
MERTL c	1	3	1	1	0	0	1	2	0	0	0	0	0	0	0	0	0	8	1	0
VACHA cf	3	1	3	0	0	0	0	0	1	0	0	0	0	0	0	0	0	0	0	0
KOLKUS 2b/ss	2	1	0	0	0	0	0	1	0	0	0	0	0	1	0	0	0	0	4	0
SVOBODA ss/dp	0	1	0	0	0	0	0	2	0	0	0	0	0	0	0	0	0	0	0	0
KOLUCH ph	1	0	0	1	0	0	0	0	0	0	0	0	0	0	0	0	0	0	0	0
BENDA lf	3	1	1	3	0	0	1	0	0	0	0	0	0	0	0	0	1	0	0	0
KLAS 3b	2	0	0	0	0	0	0	0	0	0	0	0	0	0	0	0	0	0	0	0
KLEIN 1b	2	0	0	0	0	0	0	0	0	0	0	0	0	0	0	0	0	7	0	0
KOPECNY rf	2	1	1	0	0	0	0	0	0	0	0	0	0	1	0	1	0	0	0	0
KORCAK J dp/2b	2	0	0	0	0	0	0	0	0	0	0	0	0	1	0	0	0	0	0	0
HOLOBRADEK p	0	0	0	0	0	0	0	0	0	0	0	0	0	0	0	0	0	0	2	0
Totals.....	18	8	6	5	0	0	2	5	1	0	0	0	0	3	0	1	1	15	7	0

South Africa IP H R ER BB SO WP HB BK IBB SH SF CI 2B 3B HR AB BF FO GO

KEKANA L,1-5 2.1 4 6 5 3 2 0 0 0 0 0 0 0 0 0 2 11 14 2 2
STEYN 1.2 2 2 2 2 1 1 0 0 0 0 0 0 0 0 0 7 9 1 3

Czech Republic IP H R ER BB SO WP HB BK IBB SH SF CI 2B 3B HR AB BF FO GO

HOLOBRADEK W,2-0 5.0 2 0 0 1 8 0 0 0 0 1 0 0 0 0 0 16 18 1 6

Umpires - HP: MORRISSEY Mike (CAN) 1B: LOPEN William (PUR) 2B: PORTEOUS Mark (NZL)

3B: MATABOGE Able (BOT)

Scorers - BURNS Erin (CAN), HAMMEL Rebecca (CAN), BURNS Garry (CAN)

TC - CLOUTS Darryl (AUS)

Start: 14:00 Time: 1:14 Attendance: 40

Weather: Overcast

Game notes: None

GAME SUMMARY - RESULTADO DEL PARTIDO C9

(CHAMPIONSHIP POOL - GRUPO DE CAMPEONATO)



CANADA - AUSTRALIA



Australia..... 030 040 0 - 7 8 0 (8-3)
Canada..... 010 002 0 - 3 8 1 (8-2)

Jul 16, 2017 at Whitehorse (Field 1)

Australia 7 (8-3)

Player	AB	R	H	BI	2B	3B	HR	BB	SB	CS	HP	SH	SF	SO	IBB	KL	GDP	PO	A	E
O'BYRNE rf/lf	3	1	1	0	0	0	0	1	0	0	0	0	0	0	0	0	0	0	0	0
TODHUNTER 3b	4	1	1	3	0	0	1	0	0	0	0	0	0	3	0	0	0	1	3	0
SHAILES 2b	3	1	1	1	0	0	1	1	0	0	0	0	0	0	0	0	0	0	1	0
KIRKPATRICK dp/p	4	1	2	0	0	0	0	0	0	0	0	0	0	2	0	0	0	5	0	0
HARRIS pr	0	0	0	0	0	0	0	0	1	0	0	0	0	0	0	0	0	0	0	0
MERRIMAN lf	1	0	0	0	0	0	0	0	0	0	0	0	0	1	0	0	0	0	0	0
O'LEARY rf	2	0	0	0	0	0	0	1	0	0	0	0	0	0	0	0	0	1	0	0
WHITE lb/dp	3	1	1	1	0	0	0	0	0	0	0	0	0	1	0	0	0	1	0	0
WELDON ph	1	0	0	0	0	0	0	0	0	0	0	0	0	1	0	1	0	0	0	0
NORTON c	3	1	1	0	0	0	0	0	0	0	1	0	0	1	0	0	0	11	0	0
JEMMOTT ss	3	0	0	0	0	0	0	0	0	0	0	0	0	2	0	1	0	2	1	0
SINCLAIR cf	2	1	1	1	0	0	0	1	1	0	0	0	0	1	0	0	0	0	0	0
FOLKARD p	0	0	0	0	0	0	0	0	0	0	0	0	0	0	0	0	0	0	2	0
Totals.....	29	7	8	6	0	0	2	4	2	0	1	0	0	12	0	2	0	21	7	0

Canada 3 (8-2)

Player	AB	R	H	BI	2B	3B	HR	BB	SB	CS	HP	SH	SF	SO	IBB	KL	GDP	PO	A	E
ROY rf	4	0	1	0	0	0	0	0	0	0	0	0	0	2	0	1	0	2	0	0
HORN 2b	4	0	0	0	0	0	0	0	0	0	0	0	0	1	0	0	0	0	2	0
EZEKIEL cf	4	0	2	0	0	0	0	0	1	0	0	0	0	2	0	0	0	0	0	0
MULLALEY lb	3	1	2	1	0	0	1	0	0	0	0	0	0	1	0	0	0	5	0	0
MAYSON dp	3	2	2	2	0	0	2	0	0	0	0	0	0	1	0	0	0	0	0	0
JOHNSON lf	2	0	0	0	0	0	0	1	0	0	0	0	0	1	0	1	0	0	0	0
BOLAND S 3b	3	0	1	0	0	0	0	0	0	0	0	0	0	1	0	1	0	2	3	0
BOLAND R c	2	0	0	0	0	0	0	0	0	0	1	0	0	1	0	0	0	12	0	1
SCHELLENBERG pr	0	0	0	0	0	0	0	0	0	0	0	0	0	0	0	0	0	0	0	0
WALUSHKA ss	3	0	0	0	0	0	0	0	0	0	0	0	0	1	0	0	1	0	0	0
CLEARY p	0	0	0	0	0	0	0	0	0	0	0	0	0	0	0	0	0	0	2	0
MCCULLOUGH p	0	0	0	0	0	0	0	0	0	0	0	0	0	0	0	0	0	0	0	0
Totals.....	28	3	8	3	0	0	3	1	1	0	1	0	0	11	0	3	1	21	7	1

Australia	IP	H	R	ER	BB	SO	WP	HB	BK	IBB	SH	SF	CI	2B	3B	HR	AB	BF	FO	GO
FOLKARD W,2-3	4.2	3	2	2	0	7	0	1	0	0	0	0	0	0	0	2	16	17	1	5
KIRKPATRICK	2.1	5	1	1	1	4	0	0	0	0	0	0	0	0	0	1	12	13	2	1

Canada	IP	H	R	ER	BB	SO	WP	HB	BK	IBB	SH	SF	CI	2B	3B	HR	AB	BF	FO	GO
CLEARY L,3-1	4.0	7	7	6	2	5	0	0	0	0	0	0	0	0	0	2	19	21	3	4
MCCULLOUGH	3.0	1	0	0	2	7	1	1	0	0	0	0	0	0	0	0	10	13	1	1

Umpires - HP: SONAK Brian (USA) 1B: KAIARUNA Tony (NZL) 2B: ENDO Nobuhiro (JPN)

3B: WAITE Casey (USA)

Scorers - HAMMEL Elise (CAN), HAMMEL Maury (CAN), STEWART Kathy (CAN)

TC - CLOUTS Darryl (AUS)

Start: 12:58 Time: 2:19 Attendance: 1284

Weather: Overcast

Game notes:

CLEARY faced 4 batters in the 5th.

GAME SUMMARY – RESULTADO DEL PARTIDO C10

(CHAMPIONSHIP POOL – GRUPO DE CAMPEONATO)



NEW ZEALAND – AUSTRALIA



Australia..... 002 100 1 - 4 4 0 (8-4)
New Zealand..... 100 014 X - 6 6 0 (9-1)

Jul 16, 2017 at Whitehorse (Field 1)

Australia 4 (8-4)

Player	AB	R	H	BI	2B	3B	HR	BB	SB	CS	HP	SH	SF	SO	IBB	KL	GDP	PO	A	E
O'BYRNE lf	3	0	0	0	0	0	0	1	0	0	0	0	0	2	0	1	0	4	0	0
TODHUNTER 3b	3	0	1	1	0	0	0	1	0	0	0	0	0	1	0	0	0	0	0	0
SHAILLES 2b	2	1	1	1	0	0	1	2	0	0	0	0	0	0	1	0	0	1	0	0
KIRKPATRICK 1b	3	0	0	1	0	0	0	0	0	0	0	0	1	1	0	0	0	4	0	0
WHITE dp	3	0	0	0	0	0	0	0	0	0	0	0	0	2	0	0	0	0	0	0
NORTON c	3	0	0	0	0	0	0	0	0	0	0	0	0	1	0	0	0	5	0	0
O'LEARY rf	2	1	0	0	0	0	0	1	0	0	0	0	0	2	0	1	0	3	0	0
JEMMOTT ss	3	1	1	0	0	0	0	0	0	0	0	0	0	0	0	0	0	0	0	0
SINCLAIR cf	2	1	1	1	0	0	0	0	0	0	1	0	0	1	0	0	0	1	0	0
FOLKARD p	0	0	0	0	0	0	0	0	0	0	0	0	0	0	0	0	0	0	3	0
Totals.....	24	4	4	4	0	0	1	5	0	0	1	0	1	10	1	2	0	18	3	0

New Zealand 6 (9-1)

Player	AB	R	H	BI	2B	3B	HR	BB	SB	CS	HP	SH	SF	SO	IBB	KL	GDP	PO	A	E
ENOKA C cf	3	2	1	0	1	0	0	1	0	0	0	0	0	2	0	0	0	0	0	0
EVANS J 2b	3	1	2	4	0	0	1	1	0	0	0	0	0	0	0	0	0	1	1	0
NUKUNUKU 1b	1	0	0	1	0	0	0	2	0	0	0	0	1	1	0	0	0	5	0	0
RONA dp	1	0	0	1	0	0	0	0	0	0	1	0	1	0	0	0	0	0	0	0
ENOKA T lf	3	0	1	0	0	0	0	0	0	0	0	0	0	1	0	0	0	1	0	0
EVANS C ss	2	0	0	0	0	0	0	0	0	0	0	1	0	0	0	0	0	3	1	0
LAULA rf	3	1	1	0	0	0	0	0	0	0	0	0	0	1	0	1	0	0	0	0
COMPAIN c	2	1	0	0	0	0	0	0	0	0	1	0	0	0	0	0	0	11	0	0
BARTORILLO 3b	2	0	0	0	0	0	0	0	0	0	0	0	0	0	0	0	0	0	1	0
HARBROW ph	1	1	1	0	0	0	0	0	0	0	0	0	0	0	0	0	0	0	0	0
PETTETT p	0	0	0	0	0	0	0	0	0	0	0	0	0	0	0	0	0	0	0	0
HAYES p	0	0	0	0	0	0	0	0	0	0	0	0	0	0	0	0	0	0	0	0
Totals.....	21	6	6	6	1	0	1	4	0	0	2	1	2	5	0	1	0	21	3	0

Australia	IP	H	R	ER	BB	SO	WP	HB	BK	IBB	SH	SF	CI	2B	3B	HR	AB	BF	FO	GO
FOLKARD L,2-4	6.0	6	6	6	4	5	1	2	0	0	1	2	0	1	0	1	21	30	9	4

New Zealand	IP	H	R	ER	BB	SO	WP	HB	BK	IBB	SH	SF	CI	2B	3B	HR	AB	BF	FO	GO
PETTETT	4.0	3	3	3	4	5	1	1	0	1	0	1	0	0	0	0	14	20	4	3
HAYES W,4-1	3.0	1	1	1	1	5	0	0	0	0	0	0	0	0	0	1	10	11	2	2

Umpires - HP: SOENMEZ Galip (GER) 1B: KLUSZCZYNSKI Peter (CAN) 2B: FALCON Carlos (VEN)
 3B: HELMER Daryl (CAN) LF: TABINUKI Toyomatsu (JPN) RF: RAMIREZ Enrique (CUB)
 Scorers - HAMMEL Elise (CAN), HAMMEL Maury (CAN), STEWART Kathy (CAN)
 TC - CLOUTS Darryl (AUS)

Start: 16:09 Time: 1:49 Attendance: 1280
 Weather: Overcast

Game notes: None

TEAMS' STATS - ESTADÍSTICAS DE EQUIPO

(INCLUDING GAMES 1-76 - INCLUYENDO PARTIDOS DEL 1-76)



ARGENTINA

ARG

Record: 7-3 Home: 4-1 Away: 3-2

Player	AVG	GP-GS	AB	R	H	(All games Sorted by Batting avg)																	
						2B	3B	HR	RBI	TB	SLG%	BB	HBP	SO	GDP	OB%	SF	SH	SB-ATT	PO	A	E	FLD%
ZARA Juan C.....	.455	8-8	22	8	10	2	0	2	5	18	.818	2	0	1	2	.500	0	1	1-1	1	0	0	1.000
MINIGUTTI Matias N..	.400	9-2	10	3	4	0	0	0	1	4	.400	0	0	5	0	.400	0	0	1-1	0	0	0	.000
MONTERO Mariano A...	.316	9-7	19	3	6	2	0	1	4	11	.579	3	0	2	0	.409	0	0	2-2	4	0	0	1.000
EDER Federico.....	.308	8-4	13	2	4	0	0	0	1	4	.308	0	0	1	0	.308	0	1	2-2	5	2	0	1.000
OJEDA Gonzalo A.....	.292	9-9	24	6	7	1	0	2	4	14	.583	1	1	12	0	.346	0	1	1-1	1	7	1	.889
MIGLIAVACCA S Teo...	.278	8-8	18	7	5	0	0	2	2	11	.611	4	2	5	0	.458	0	1	3-4	3	0	0	1.000
GODOY Gustavo O.....	.250	8-8	20	1	5	0	1	0	3	7	.350	4	0	2	1	.375	0	0	1-1	4	7	2	.846
LOMBARDO Francisco...	.250	8-3	12	2	3	1	0	1	6	7	.583	2	1	5	0	.400	0	0	1-1	6	1	0	1.000
LATASA Leonardo M...	.250	7-5	12	2	3	1	0	1	5	7	.583	3	1	4	0	.438	0	0	0-0	57	4	0	1.000
MOTRONI Bruno.....	.238	8-8	21	5	5	0	0	4	8	17	.810	3	0	5	0	.333	0	0	0-0	55	2	0	1.000
PEKER Alan J.....	.235	9-6	17	6	4	0	0	0	0	4	.235	2	1	5	0	.350	0	0	7-7	3	1	1	.800
MALARCZUK Juan L....	.208	8-8	24	6	5	0	0	1	2	8	.333	2	0	10	0	.269	0	0	1-2	7	17	0	1.000
MATA C Huemul E.....	.176	7-6	17	1	3	0	0	0	3	3	.176	2	0	8	0	.263	0	0	0-0	5	2	1	.875
GODOY Manuel I.....	.150	9-9	20	4	3	1	0	0	4	4	.200	6	1	5	0	.345	2	0	1-1	40	0	0	1.000
Totals.....	.269	10-10	249	56	67	8	1	14	48	119	.478	34	7	70	3	.370	2	4	21-23	192	55	5	.980
Opponents.....	.204	10-10	235	32	48	6	0	12	28	90	.383	24	1	115	1	.280	1	3	0-0	186	67	10	.962

LOB - Team (54), Opp (40). DPs turned - Team (2), Opp (4). IBB - Team (1), GODOY M 1.

Player	ERA	W-L	APP	GS	CG	(All games Sorted by Earned run avg)																	
						SHO/CBO	SV	IP	H	R	ER	BB	SO	2B	3B	HR	AB	B/Avg	WP	HBP	BK	SFA	SHA
GONZALEZ Martin I...	0.58	1-0	4	1	1	1/2	2	12.0	2	1	1	4	28	0	0	1	38	.053	0	0	0	0	0
MONTERO Maximilian..	2.80	2-1	5	3	0	0/0	1	15.0	12	6	6	7	25	2	0	3	55	.218	0	0	0	0	0
GODOY H Roman A.....	3.07	3-1	8	5	1	0/2	0	29.2	24	16	13	10	52	3	0	6	110	.218	3	0	0	1	2
MATA C Huemul E.....	7.64	1-1	3	1	0	0/0	0	7.1	10	9	8	3	10	1	0	2	32	.313	1	1	0	0	1
Totals.....	3.06	7-3	10	10	2	3/2	3	64.0	48	32	28	24	115	6	0	12	235	.204	4	1	0	1	3
Opponents.....	5.42	3-7	10	10	3	0/0	0	62.0	67	56	48	34	70	8	1	14	249	.269	14	7	1	2	4

PB - Team (5), LATASA 3, MOTRONI 2, Opp (9).

Player	(All games Sorted by Fielding pct)															
	C	PO	A	E	FLD%	Dps	SBA	CSB	SBA%	PB	CI					
LATASA Leonardo M...	61	57	4	0	1.000	0	0	0	---	3	0					
MOTRONI Bruno.....	57	55	2	0	1.000	0	0	0	---	2	0					
GODOY Manuel I.....	40	40	0	0	1.000	0	0	0	---	0	0					
MALARCZUK Juan L....	24	7	17	0	1.000	1	0	0	---	0	0					
GODOY H Roman A.....	10	1	9	0	1.000	0	0	0	---	0	0					
LOMBARDO Francisco..	7	6	1	0	1.000	1	0	0	---	0	0					
EDER Federico.....	7	5	2	0	1.000	0	0	0	---	0	0					
MONTERO Mariano A...	4	4	0	0	1.000	0	0	0	---	0	0					
MIGLIAVACCA S Teo...	3	3	0	0	1.000	0	0	0	---	0	0					
MONTERO Maximilian..	3	0	3	0	1.000	0	0	0	---	0	0					
ZARA Juan C.....	1	1	0	0	1.000	0	0	0	---	0	0					
OJEDA Gonzalo A.....	9	1	7	1	.889	0	0	0	---	0	0					
MATA C Huemul E.....	8	5	2	1	.875	1	0	0	---	0	0					
GODOY Gustavo O.....	13	4	7	2	.846	1	0	0	---	0	0					
PEKER Alan J.....	5	3	1	1	.800	0	0	0	---	0	0					
MINIGUTTI Matias N..	0	0	0	0	.000	0	0	0	---	0	0					
GONZALEZ Martin I...	0	0	0	0	.000	0	0	0	---	0	0					
Totals.....	252	192	55	5	.980	2	0	0	---	5	0					
Opponents.....	263	186	67	10	.962	4	21	2	.913	9	0					

TEAMS' STATS - ESTADÍSTICAS DE EQUIPO

(INCLUDING GAMES 1-76 - INCLUYENDO PARTIDOS DEL1-76)



AUSTRALIA

AUS

Record: 8-4 Home: 4-0 Away: 4-4

(All games Sorted by Batting avg)

Player	AVG	GP-GS	AB	R	H	2B	3B	HR	RBI	TB	SLG%	BB	HBP	SO	GDP	OB%	SF	SH	SB-ATT	PO	A	E	FLD%
FARRELL Jarryd.....	.500	1-1	2	1	1	0	0	1	3	4	2.000	0	0	0	0	.500	0	0	0-0	0	1	0	1.000
SHAILES Nick.....	.458	11-11	24	10	11	2	0	6	10	31	1.292	12	0	1	0	.622	1	0	0-0	5	10	0	1.000
JEMMOTT Julian.....	.409	11-7	22	8	9	1	0	2	5	16	.727	2	0	6	0	.458	0	0	0-0	5	6	2	.846
MERRIMAN Ryan.....	.368	9-8	19	3	7	0	0	2	7	13	.684	4	1	5	0	.500	0	0	0-0	4	0	0	1.000
MCGOVERN Joshua.....	.364	6-4	11	4	4	0	0	1	2	7	.636	1	0	3	1	.417	0	0	0-0	27	0	0	1.000
TODHUNTER James.....	.355	11-11	31	9	11	1	0	5	13	27	.871	8	0	5	2	.487	0	0	1-2	11	13	3	.889
KIRKPATRICK Andrew..	.290	11-11	31	6	9	0	0	0	4	9	.290	1	1	6	0	.324	1	0	0-0	29	5	1	.971
HARRIS Mark.....	.273	9-4	11	4	3	2	0	0	2	5	.455	2	1	5	0	.429	0	0	2-2	0	0	0	1.000
O'BYRNE Brendan.....	.269	12-11	26	11	7	0	0	3	7	16	.615	8	0	5	0	.441	0	0	1-1	12	9	0	1.000
WELDON Lewis.....	.263	10-7	19	5	5	0	1	1	4	10	.526	2	0	7	1	.318	1	0	0-0	0	1	0	1.000
NORTON Nick.....	.261	9-8	23	1	6	0	0	0	0	6	.261	1	2	7	0	.346	0	0	0-0	74	1	0	1.000
WHITE Joshua.....	.208	11-8	24	3	5	1	0	1	7	9	.375	4	0	9	1	.321	0	1	0-0	27	1	0	1.000
SINCLAIR Ryan.....	.188	11-9	16	6	3	0	0	0	4	3	.188	5	1	7	0	.391	1	1	1-1	7	0	0	1.000
O'LEARY Liam.....	.077	8-4	13	4	1	0	0	0	1	1	.077	4	2	7	0	.368	0	0	1-1	8	0	0	1.000
MATHEWS Hayden.....	.077	6-5	13	2	1	1	0	0	0	2	.154	1	0	6	1	.143	0	1	1-1	1	0	0	1.000
PETERS Harrison.....	.000	1-0	1	0	0	0	0	0	0	0	.000	0	0	1	0	.000	0	0	0-0	0	1	0	1.000
Totals.....	.290	12-12	286	77	83	8	1	22	69	159	.556	55	8	80	6	.414	4	3	7-8	210	55	6	.978
Opponents.....	.208	12-12	259	36	54	6	2	11	36	97	.375	21	3	101	2	.274	2	3	4-5	210	73	16	.946

LOB - Team (69), Opp (42). DPs turned - Team (3), Opp (7). IBB - Team (4), SHAILES 4, Opp (1).

(All games Sorted by Earned run avg)

Player	ERA	W-L	APP	GS	CG	SHO/CBO	SV	IP	H	R	ER	BB	SO	2B	3B	HR	AB	B/Avg	WP	HBP	BK	SFA	SHA
FARRELL Jarryd.....	0.00	1-0	3	1	0	0/2	1	6.1	1	0	0	0	10	0	0	0	20	.050	0	0	0	0	0
KIRKPATRICK Andrew..	2.13	3-0	6	1	1	0/0	0	23.0	21	9	7	4	30	1	1	3	88	.239	0	0	0	0	2
PETERS Harrison.....	3.50	2-0	4	2	0	0/3	0	8.0	3	4	4	2	16	0	0	1	27	.111	1	0	0	0	0
FOLKARD Adam.....	4.93	2-4	9	8	2	0/1	0	32.2	29	23	23	15	45	5	1	7	124	.234	2	3	0	2	1
Totals.....	3.40	8-4	12	12	3	3/3	1	70.0	54	36	34	21	101	6	2	11	259	.208	3	3	0	2	3
Opponents.....	6.90	4-8	12	12	4	0/0	1	70.0	83	77	69	55	80	8	1	22	286	.290	9	8	1	4	3

PB - Team (0), Opp (7). SBA/ATT - NORTON (4-5), KIRKPATRICK (2-3), FOLKARD (2-2).

(All games Sorted by Fielding pct)

Player	C	PO	A	E	FLD%	DPs	SBA	CSB	SBA%	PB	CI
NORTON Nick.....	75	74	1	0	1.000	0	4	1	.800	0	0
WHITE Joshua.....	28	27	1	0	1.000	2	0	0	---	0	0
MCGOVERN Joshua.....	27	27	0	0	1.000	0	0	0	---	0	0
O'BYRNE Brendan.....	21	12	9	0	1.000	1	0	0	---	0	0
SHAILES Nick.....	15	5	10	0	1.000	1	0	0	---	0	0
O'LEARY Liam.....	8	8	0	0	1.000	0	0	0	---	0	0
SINCLAIR Ryan.....	7	7	0	0	1.000	0	0	0	---	0	0
FOLKARD Adam.....	7	0	7	0	1.000	1	2	0	1.000	0	0
MERRIMAN Ryan.....	4	4	0	0	1.000	0	0	0	---	0	0
WELDON Lewis.....	1	0	1	0	1.000	0	0	0	---	0	0
MATHEWS Hayden.....	1	1	0	0	1.000	0	0	0	---	0	0
FARRELL Jarryd.....	1	0	1	0	1.000	0	0	0	---	0	0
PETERS Harrison.....	1	0	1	0	1.000	0	0	0	---	0	0
KIRKPATRICK Andrew..	35	29	5	1	.971	1	2	1	.667	0	0
TODHUNTER James.....	27	11	13	3	.889	1	0	0	---	0	0
JEMMOTT Julian.....	13	5	6	2	.846	0	0	0	---	0	0
HARRIS Mark.....	0	0	0	0	.000	0	0	0	---	0	0
Totals.....	271	210	55	6	.978	3	4	1	.800	0	0
Opponents.....	299	210	73	16	.946	7	7	1	.875	7	0

TEAMS' STATS - ESTADÍSTICAS DE EQUIPO

(INCLUDING GAMES 1-76 - INCLUYENDO PARTIDOS DEL 1-76)



CANADA

CAN

Record: 8-2 Home: 4-2 Away: 4-0

Player	AVG	GP-GS	(All games Sorted by Batting avg)																				
			AB	R	H	2B	3B	HR	RBI	TB	SLG%	BB	HBP	SO	GDP	OB%	SF	SH	SB-ATT	PO	A	E	FLD%
MAYSON Derek.....	.500	8-8	18	11	9	0	0	2	7	15	.833	6	3	5	1	.667	0	0	0-0	3	8	2	.846
EZEKIEL Bradley.....	.435	8-8	23	8	10	1	0	2	8	17	.739	9	0	3	1	.594	0	0	2-3	7	0	0	1.000
SKELTON Andrew.....	.400	5-5	15	4	6	1	0	3	8	16	1.067	2	0	3	0	.471	0	0	0-0	1	0	0	1.000
BOLAND Shane.....	.389	8-6	18	6	7	1	0	1	5	11	.611	3	1	1	1	.500	0	0	0-0	5	5	0	1.000
ROY Mathieu.....	.375	8-7	24	9	9	2	1	0	1	13	.542	4	1	8	0	.483	0	0	0-0	4	1	1	.833
JOHNSON Mark.....	.360	9-8	25	11	9	0	0	4	11	21	.840	5	0	7	0	.467	0	0	1-1	8	0	0	1.000
MULLALEY Stephen.....	.333	9-9	21	8	7	2	0	1	3	12	.571	7	1	6	0	.500	1	0	1-1	42	0	0	1.000
HORN Brandon.....	.308	8-8	26	6	8	0	0	0	4	8	.308	6	0	4	0	.438	0	0	1-1	7	12	1	.950
WALUSHKA Kristophe..	.294	7-6	17	5	5	0	0	0	2	5	.294	2	2	3	1	.429	0	0	0-0	4	1	0	1.000
HUNTER Blake.....	.278	8-7	18	9	5	0	0	2	7	11	.611	6	1	5	0	.462	1	0	0-0	0	0	0	1.000
ABREY Bryan.....	.250	5-5	12	2	3	0	0	1	4	6	.500	1	0	1	2	.308	0	0	0-0	35	1	0	1.000
BOLAND Ryan.....	.235	8-6	17	3	4	1	0	1	11	8	.471	1	1	5	0	.286	2	0	0-0	73	1	1	.987
SHELLENBERG Kevin..	.067	7-6	15	0	1	0	0	0	2	1	.067	0	0	3	0	.063	1	1	0-0	2	8	1	.909
WALSH Colin.....	.000	1-1	2	0	0	0	0	0	0	0	.000	0	0	0	1	.000	0	0	0-0	0	1	0	1.000
Totals.....	.331	10-10	251	82	83	8	1	17	73	144	.574	52	10	54	7	.456	5	1	5-6	192	49	7	.972
Opponents.....	.194	10-10	237	30	46	3	1	8	27	75	.316	31	5	108	0	.300	0	0	8-10	181	63	9	.964

LOB - Team (56), Opp (51). DPs turned - Team (2), Opp (9). IBB - Team (0), Opp (1).

Player	ERA	W-L	(All games Sorted by Earned run avg)																				
			APP	GS	CG	SHO/CBO	SV	IP	H	R	ER	BB	SO	2B	3B	HR	AB	B/Avg	WP	HBP	BK	SFA	SHA
WALSH Colin.....	2.00	1-0	2	2	1	1/0	0	7.0	5	2	2	0	13	1	1	0	25	.200	0	1	0	0	0
MCCULLOUGH Devon...	2.37	2-1	4	3	1	1/0	0	20.2	16	8	7	14	31	2	0	2	79	.203	8	2	0	0	0
CLEARY Sean.....	3.23	3-1	5	4	3	1/0	1	26.0	21	14	12	10	37	0	0	5	99	.212	1	0	0	0	0
SCHOFIELD Justin...	4.06	2-0	3	1	1	0/0	0	10.1	4	6	6	7	27	0	0	1	34	.118	2	2	0	0	0
Totals.....	2.95	8-2	10	10	6	3/0	1	64.0	46	30	27	31	108	3	1	8	237	.194	11	5	0	0	0
Opponents.....	8.70	2-8	10	10	0	0/0	0	60.1	83	82	75	52	54	8	1	17	251	.331	11	10	0	5	1

PB - Team (3), BOLAND R 3, Opp (6). SBA/ATT - ABREY (5-6), MCCULLOUGH (4-4), BOLAND R (3-4), SCHOFIELD (2-3), CLEARY (2-3).

Player	(All games Sorted by Fielding pct)										
	C	PO	A	E	FLD%	Dps	SBA	CSB	SBA%	PB	CI
MULLALEY Stephen...	42	42	0	0	1.000	0	0	0	---	0	0
ABREY Bryan.....	36	35	1	0	1.000	0	5	1	.833	0	0
BOLAND Shane.....	10	5	5	0	1.000	0	0	0	---	0	0
JOHNSON Mark.....	8	8	0	0	1.000	1	0	0	---	0	0
CLEARY Sean.....	8	1	7	0	1.000	0	2	1	.667	0	0
EZEKIEL Bradley.....	7	7	0	0	1.000	0	0	0	---	0	0
WALUSHKA Kristophe..	5	4	1	0	1.000	0	0	0	---	0	0
MCCULLOUGH Devon...	4	0	4	0	1.000	1	4	0	1.000	0	0
WALSH Colin.....	1	0	1	0	1.000	0	0	0	---	0	0
SKELTON Andrew.....	1	1	0	0	1.000	0	0	0	---	0	0
BOLAND Ryan.....	75	73	1	1	.987	0	3	1	.750	3	0
HORN Brandon.....	20	7	12	1	.950	1	0	0	---	0	0
SHELLENBERG Kevin..	11	2	8	1	.909	1	0	0	---	0	0
MAYSON Derek.....	13	3	8	2	.846	0	0	0	---	0	0
ROY Mathieu.....	6	4	1	1	.833	1	0	0	---	0	0
HUNTER Blake.....	1	0	0	1	.000	0	0	0	---	0	0
SCHOFIELD Justin...	0	0	0	0	.000	0	2	1	.667	0	0
Totals.....	248	192	49	7	.972	2	8	2	.800	3	0
Opponents.....	253	181	63	9	.964	9	5	1	.833	6	0

TEAMS' STATS - ESTADÍSTICAS DE EQUIPO

(INCLUDING GAMES 1-76 - INCLUYENDO PARTIDOS DEL 1-76)



CZECH REPUBLIC

CZE

Record: 7-5 Home: 5-2 Away: 2-3

Player	AVG	GP-GS	(All games Sorted by Batting avg)										PO	A	E	FLD%							
			AB	R	H	2B	3B	HR	RBI	TB	SLG%	BB					HBP	SO	GDP	OB%	SF	SH	SB-ATT
SVOBODA Vaclav.....	.370	10-10	27	4	10	0	2	2	11	20	.741	3	0	7	0	.433	0	0	0-0	5	10	1	.938
KLAS Mikulas.....	.353	7-6	17	4	6	0	0	1	4	9	.529	0	0	3	0	.353	0	0	0-0	7	4	1	.917
MERTL David.....	.350	9-9	20	13	7	0	0	3	3	16	.800	8	1	10	0	.552	0	0	1-1	58	9	2	.971
KOLKUS Patrik.....	.348	9-9	23	8	8	1	1	2	5	17	.739	3	0	11	0	.423	0	0	1-1	8	16	1	.960
KOLUCH Michal.....	.333	6-3	12	4	4	1	0	1	5	8	.667	0	0	2	0	.333	0	0	0-0	0	0	0	.000
MALY Marek.....	.333	5-3	9	3	3	0	0	1	4	6	.667	1	0	1	0	.400	0	0	1-1	4	2	0	1.000
BRENIK Jaroslav.....	.333	1-1	3	1	1	0	0	1	1	4	1.333	0	0	0	0	.333	0	0	0-0	2	2	0	1.000
KOPECNY Patrik.....	.320	10-9	25	6	8	2	0	1	4	13	.520	2	1	11	0	.393	0	0	1-1	3	0	0	1.000
KLEIN Tomas.....	.320	11-11	25	5	8	0	0	1	6	11	.440	5	0	7	0	.433	0	0	1-1	76	5	2	.976
VACHA Petr.....	.261	9-9	23	6	6	0	0	0	2	6	.261	5	1	7	0	.414	0	0	2-2	8	1	0	1.000
BENDA Tomas.....	.250	10-10	28	5	7	0	0	1	6	10	.357	1	0	6	2	.276	0	0	0-0	3	0	0	1.000
KORCAK Jiri.....	.211	8-7	19	3	4	1	0	0	5	5	.263	1	1	9	0	.286	0	1	1-1	1	3	0	1.000
NEZBEDA Jiri.....	.182	6-6	11	4	2	0	1	0	2	4	.364	2	0	2	0	.308	0	0	0-1	2	1	0	1.000
PETR Tomas.....	.167	6-6	12	0	2	0	0	0	0	2	.167	0	1	9	0	.231	0	1	0-0	4	12	2	.889
Totals.....	.299	11-11	254	66	76	5	4	14	58	131	.516	31	5	85	2	.386	0	2	8-9	182	77	10	.963
Opponents.....	.218	11-11	229	46	50	7	4	7	38	86	.376	27	8	90	1	.320	2	4	1-4	177	48	12	.949

LOB - Team (50), Opp (42). DPs turned - Team (2), Opp (2). CI - Team (0), Opp (1). IBB - Team (1), SVOBODA 1.

Player	ERA	W-L	(All games Sorted by Earned run avg)										WP	HBP	BK	SFA	SHA						
			APP	GS	CG	SHO/CBO	SV	IP	H	R	ER	BB						SO	2B	3B	HR	AB	B/Avg
MALECEK Ondrej.....	2.21	2-1	5	4	1	0/0	0	19.0	18	12	6	8	30	1	2	0	75	.240	8	4	1	1	1
HOLOBRADEK Michal...	2.62	2-0	7	3	2	1/0	0	26.2	19	13	10	6	35	2	2	5	95	.200	0	0	0	1	2
BRENIK Jaroslav.....	4.85	1-1	3	2	1	1/0	1	8.2	8	7	6	6	13	3	0	2	33	.242	0	0	0	0	1
MALY Marek.....	15.47	1-3	4	2	1	1/0	0	6.1	5	14	14	7	12	1	0	0	26	.192	2	4	0	0	0
Totals.....	4.15	6-5	11	11	5	3/0	1	60.2	50	46	36	27	90	7	4	7	229	.218	10	8	1	2	4
Opponents.....	6.41	5-6	11	11	4	1/0	1	59.0	76	66	54	31	85	5	4	14	254	.299	14	5	1	0	2

PB - Team (3), MERTL 2, KLEIN 1, Opp (11). SBA/ATT - MERTL (1-3), HOLOBRADEK (1-2), MALECEK (0-2), KLEIN (0-1).

Player	(All games Sorted by Fielding pct)										PB	CI
	C	PO	A	E	FLD%	Dps	SBA	CSB	SBA%	PB		
VACHA Petr.....	9	8	1	0	1.000	0	0	0	---	0	0	0
HOLOBRADEK Michal...	9	1	8	0	1.000	0	1	1	.500	0	0	0
MALY Marek.....	6	4	2	0	1.000	0	0	0	---	0	0	0
BRENIK Jaroslav.....	4	2	2	0	1.000	0	0	0	---	0	0	0
KORCAK Jiri.....	4	1	3	0	1.000	0	0	0	---	0	0	0
NEZBEDA Jiri.....	3	2	1	0	1.000	0	0	0	---	0	0	0
BENDA Tomas.....	3	3	0	0	1.000	0	0	0	---	0	0	0
KOPECNY Patrik.....	3	3	0	0	1.000	0	0	0	---	0	0	0
KLEIN Tomas.....	83	76	5	2	.976	2	0	1	.000	1	0	0
MERTL David.....	69	58	9	2	.971	0	1	2	.333	2	0	0
KOLKUS Patrik.....	25	8	16	1	.960	1	0	0	---	0	0	0
SVOBODA Vaclav.....	16	5	10	1	.938	1	0	0	---	0	0	0
KLAS Mikulas.....	12	7	4	1	.917	0	0	0	---	0	0	0
PETR Tomas.....	18	4	12	2	.889	1	0	0	---	0	0	0
MALECEK Ondrej.....	5	0	4	1	.800	0	0	2	.000	0	0	0
KOLUCH Michal.....	0	0	0	0	.000	0	0	0	---	0	0	0
Totals.....	269	182	77	10	.963	2	1	3	.250	3	0	0
Opponents.....	237	177	48	12	.949	2	8	1	.889	11	1	0

TEAMS' STATS - ESTADÍSTICAS DE EQUIPO

(INCLUDING GAMES 1-76 - INCLUYENDO PARTIDOS DEL 1-76)



DENMARK

DEN

Record: 4-6 Home: 3-4 Away: 1-2

Player	AVG	GP-GS	AB	R	H	(All games Sorted by Batting avg)																	
						2B	3B	HR	RBI	TB	SLG%	BB	HBP	SO	GDP	OB%	SF	SH	SB-ATT	PO	A	E	FLD%
LOHMANN Lukas.....	.667	5-1	3	2	2	0	0	1	4	5	1.667	0	0	1	0	.667	0	1	0-0	0	3	0	1.000
GORLEN Benjamin.....	.500	4-1	4	4	2	1	0	0	3	3	.750	2	0	1	0	.667	0	0	1-1	0	0	0	.000
JULENON Daniel.....	.333	10-10	15	4	5	2	0	1	5	10	.667	7	2	5	0	.560	1	0	1-1	21	0	1	.955
MILNE Duncan.....	.333	10-4	9	6	3	1	0	0	0	4	.444	2	0	3	0	.455	0	0	2-3	5	6	1	.917
BROWN Anton.....	.320	10-10	25	7	8	1	0	2	8	15	.600	5	0	12	0	.433	0	0	3-3	10	1	0	1.000
LORENTSEN Alexande...	.313	10-7	16	2	5	0	0	0	1	5	.313	0	0	4	0	.313	0	0	0-0	5	9	0	1.000
TERKELSEN Valdemar...	.185	10-10	27	4	5	1	0	1	4	9	.333	3	1	7	0	.290	0	0	2-2	9	3	0	1.000
NIHOEJ Marc.....	.176	10-10	17	3	3	1	0	0	2	4	.235	6	0	12	0	.391	0	0	2-3	5	6	1	.917
JOERGENSEN Anders...	.158	9-9	19	0	3	1	0	0	2	4	.211	4	0	11	0	.304	0	0	0-0	59	1	0	1.000
SIMONSEN Martin.....	.150	10-9	20	3	3	0	1	1	2	8	.400	6	2	9	0	.393	0	0	1-1	13	2	0	1.000
ANDERSEN Mikkel.....	.150	10-8	20	3	3	0	0	0	5	3	.150	1	0	10	0	.182	1	0	1-1	23	0	1	.958
NIELSEN Dennis.....	.125	10-6	8	1	1	0	0	0	0	1	.125	0	1	5	0	.222	0	1	0-0	4	5	2	.818
SVANE Anders.....	.105	9-6	19	3	2	0	0	0	1	2	.105	1	0	7	0	.150	0	0	0-0	23	7	0	1.000
HANSEN Kim.....	.000	4-3	6	0	0	0	0	0	0	0	.000	0	0	4	0	.000	0	0	0-0	0	6	0	1.000
Totals.....	.216	10-10	208	42	45	8	1	6	37	73	.351	37	6	91	0	.348	2	2	13-15	177	49	6	.974
Opponents.....	.256	10-10	234	40	60	8	2	8	35	96	.410	24	5	82	0	.337	1	1	8-10	174	51	5	.978

LOB - Team (39), Opp (48). DPs turned - Team (1). IBB - Team (1), JULENON 1, Opp (1).

Player	ERA	W-L	APP	GS	CG	(All games Sorted by Earned run avg)																	
						SHO/CBO	SV	IP	H	R	ER	BB	SO	2B	3B	HR	AB	B/Avg	WP	HBP	BK	SFA	SHA
JULENON Daniel.....	0.00	0-0	1	1	0	0/1	0	1.0	0	0	0	0	2	0	0	0	3	.000	0	1	0	0	0
LORENTSEN Alexande...	0.00	0-0	1	0	0	0/0	0	1.0	0	0	0	0	2	0	0	0	3	.000	0	0	0	0	0
TERKELSEN Valdemar...	1.47	2-0	6	1	0	0/1	0	14.1	12	4	3	9	21	1	0	0	56	.214	2	1	0	0	1
HANSEN Kim.....	4.88	2-6	8	8	3	2/0	0	37.1	42	29	26	11	53	6	1	8	151	.278	4	3	0	1	0
LOHMANN Lukas.....	7.88	0-0	5	0	0	0/1	0	5.1	6	7	6	4	4	1	1	0	21	.286	2	0	0	0	0
Totals.....	3.56	4-6	10	10	3	3/1	0	59.0	60	40	30	24	82	8	2	8	234	.256	8	5	0	1	1
Opponents.....	4.59	6-4	10	10	3	2/2	2	58.0	45	42	38	37	91	8	1	6	208	.216	7	6	1	2	2

PB - Team (9), JOERGENSEN 6, SVANE 3, Opp (5). SBA/ATT - JOERGENSEN (8-8), HANSEN (5-5), TERKELSEN (2-3), LOHMANN (1-2), SVANE (0-2).

Player	(All games Sorted by Fielding pct)												
	C	PO	A	E	FLD%	DPs	SBA	CSB	SBA%	PB	CI		
JOERGENSEN Anders...	60	59	1	0	1.000	0	8	0	1.000	6	0		
SVANE Anders.....	30	23	7	0	1.000	0	0	2	.000	3	0		
SIMONSEN Martin.....	15	13	2	0	1.000	1	0	0	---	0	0		
LORENTSEN Alexande...	14	5	9	0	1.000	0	0	0	---	0	0		
TERKELSEN Valdemar...	12	9	3	0	1.000	0	2	1	.667	0	0		
BROWN Anton.....	11	10	1	0	1.000	0	0	0	---	0	0		
HANSEN Kim.....	6	0	6	0	1.000	0	5	0	1.000	0	0		
LOHMANN Lukas.....	3	0	3	0	1.000	0	1	1	.500	0	0		
ANDERSEN Mikkel.....	24	23	0	1	.958	0	0	0	---	0	0		
JULENON Daniel.....	22	21	0	1	.955	0	0	0	---	0	0		
MILNE Duncan.....	12	5	6	1	.917	0	0	0	---	0	0		
NIHOEJ Marc.....	12	5	6	1	.917	1	0	0	---	0	0		
NIELSEN Dennis.....	11	4	5	2	.818	0	0	0	---	0	0		
GORLEN Benjamin.....	0	0	0	0	.000	0	0	0	---	0	0		
Totals.....	232	177	49	6	.974	1	8	2	.800	9	0		
Opponents.....	230	174	51	5	.978	0	13	2	.867	5	0		

TEAMS' STATS – ESTADÍSTICAS DE EQUIPO

(INCLUDING GAMES 1-76 - INCLUYENDO PARTIDOS DEL 1-76)



DOMINICAN REPUBLIC

DOM

Record: 4-6 Home: 3-1 Away: 1-5

(All games Sorted by Batting avg)

Player	AVG	GP-GS	AB	R	H	2B	3B	HR	RBI	TB	SLG%	BB	HBP	SO	GDP	OB%	SF	SH	SB-ATT	PO	A	E	FLD%
PAULINO Santiago....	1.000	2-0	2	2	2	0	0	0	0	4	2.000	0	0	0	0	1.000	0	0	0-0	0	3	0	1.000
DE MOTA Joel.....	.667	6-1	3	3	2	0	0	1	2	5	1.667	0	0	1	0	.667	0	0	1-1	1	0	0	1.000
ARIAS Juan.....	.556	6-3	9	4	5	1	0	0	1	6	.667	1	0	2	0	.600	0	1	0-0	19	2	0	1.000
LAHOZ Sergio.....	.522	9-9	23	5	12	1	0	2	9	19	.826	1	0	3	0	.542	0	0	0-0	4	1	0	1.000
CHALAS Josuel.....	.435	9-9	23	7	10	0	0	2	7	16	.696	0	2	5	0	.480	0	0	0-0	6	0	0	1.000
RAMIREZ Juan.....	.412	7-7	17	5	7	3	1	2	11	18	1.059	0	0	7	0	.412	0	1	0-0	6	11	3	.850
VILLAFANA Wilton....	.348	9-9	23	4	8	2	1	1	7	15	.652	1	0	7	0	.375	0	0	0-0	1	9	2	.833
FIGUEROA Pablo.....	.333	9-9	27	7	9	0	1	2	9	17	.630	2	0	8	0	.379	0	0	2-2	7	2	0	1.000
VALERIO Elias.....	.333	9-9	24	9	8	1	0	3	8	18	.750	4	0	4	0	.414	1	0	0-0	25	7	2	.941
MEDINA Francis.....	.318	9-9	22	7	7	0	1	0	0	9	.409	6	1	7	0	.483	0	0	1-2	4	2	0	1.000
NUNEZ Tomas.....	.286	8-7	21	4	6	2	0	1	4	11	.524	0	0	3	0	.286	0	0	0-0	7	8	2	.882
MORETA Freddy.....	.200	9-7	15	3	3	0	0	0	1	3	.200	2	0	5	0	.294	0	0	0-0	45	2	1	.979
CRUZ Melvin.....	.143	4-2	7	1	1	0	0	1	1	4	.571	0	0	3	0	.143	0	0	0-0	14	1	0	1.000
BATISTA Melvin.....	.000	1-0	1	0	0	0	0	0	0	0	.000	0	0	0	0	.000	0	0	0-0	0	1	0	1.000
Totals.....	.369	9-9	217	61	80	12	4	15	60	145	.668	17	3	55	0	.420	1	2	4-5	139	53	10	.950
Opponents.....	.236	9-9	178	49	42	6	1	9	46	77	.433	48	8	57	2	.415	2	2	5-7	141	49	5	.974

LOB - Team (38), Opp (50). DPs turned - Team (2), IBB - Team (0), Opp (4).

(All games Sorted by Earned run avg)

Player	ERA	W-L	APP	GS	CG	SHO/CBO	SV	IP	H	R	ER	BB	SO	2B	3B	HR	AB	B/Avg	WP	HBP	BK	SFA	SHA
CRUZ Melvin.....	0.00	0-0	1	0	0	0/0	0	3.2	1	1	0	1	5	0	0	0	13	.077	0	0	0	0	0
MENA Luiyi.....	3.23	1-0	5	1	0	0/1	0	8.2	6	4	4	9	11	1	0	1	31	.194	3	0	1	0	0
PAULINO Santiago....	4.97	1-1	5	1	0	0/1	0	12.2	13	10	9	8	12	2	0	3	50	.260	5	4	0	1	0
GONZALEZ Yan C.....	7.00	1-3	6	3	0	0/1	1	12.0	7	14	12	16	17	3	0	2	42	.167	3	2	0	0	1
PEREZ Yennier.....	11.55	1-1	5	3	1	1/0	0	6.2	9	14	11	11	8	0	1	1	28	.321	2	2	0	1	1
BATISTA Melvin.....	15.75	0-0	3	1	0	0/1	0	2.2	6	6	6	3	4	0	0	2	14	.429	0	0	0	0	0
Totals.....	6.19	4-5	9	9	1	3/2	1	46.1	42	49	41	48	57	6	1	9	178	.236	13	8	1	2	2
Opponents.....	8.79	5-4	9	9	3	1/0	0	47.0	80	61	59	17	55	12	4	15	217	.369	5	3	1	1	2

PB - Team (5), ARIAS 3, MORETA 2, Opp (5). SBA/ATT - MORETA (3-4), GONZALEZ (2-2), PAULINO (0-2), ARIAS (2-2), CRUZ (1-1), PEREZ (1-1), MENA (1-1).

(All games Sorted by Fielding pct)

Player	C	PO	A	E	FLD%	Dps	SBA	CSB	SBA%	PB	CI
ARIAS Juan.....	21	19	2	0	1.000	0	2	0	1.000	3	0
CRUZ Melvin.....	15	14	1	0	1.000	0	1	0	1.000	0	0
FIGUEROA Pablo.....	9	7	2	0	1.000	0	0	0	---	0	0
MEDINA Francis.....	6	4	2	0	1.000	0	0	0	---	0	0
CHALAS Josuel.....	6	6	0	0	1.000	0	0	0	---	0	0
LAHOZ Sergio.....	5	4	1	0	1.000	1	0	0	---	0	0
PAULINO Santiago....	3	0	3	0	1.000	0	0	2	.000	0	0
MENA Luiyi.....	2	0	2	0	1.000	0	1	0	1.000	0	0
BATISTA Melvin.....	1	0	1	0	1.000	0	0	0	---	0	0
PEREZ Yennier.....	1	0	1	0	1.000	1	1	0	1.000	0	0
GONZALEZ Yan C.....	1	0	1	0	1.000	0	2	0	1.000	0	0
DE MOTA Joel.....	1	1	0	0	1.000	0	0	0	---	0	0
MORETA Freddy.....	48	45	2	1	.979	0	3	1	.750	2	0
VALERIO Elias.....	34	25	7	2	.941	1	0	0	---	0	0
NUNEZ Tomas.....	17	7	8	2	.882	1	0	0	---	0	0
RAMIREZ Juan.....	20	6	11	3	.850	1	0	0	---	0	0
VILLAFANA Wilton....	12	1	9	2	.833	0	0	0	---	0	0
Totals.....	202	139	53	10	.950	2	5	2	.714	5	0
Opponents.....	195	141	49	5	.974	0	4	1	.800	5	0

TEAMS' STATS - ESTADÍSTICAS DE EQUIPO

(INCLUDING GAMES 1-76 - INCLUYENDO PARTIDOS DEL 1-76)



NEW ZEALAND

NZL

Record: 9-1 Home: 6-1 Away: 3-0

(All games Sorted by Batting avg)																							
Player	AVG	GP-GS	AB	R	H	2B	3B	HR	RBI	TB	SLG%	BB	HBP	SO	GDP	OB%	SF	SH	SB-ATT	PO	A	E	FLD%
HARBROW Joshua G....	.667	10-2	6	7	4	0	0	1	2	7	1.167	5	0	0	0	.818	0	0	1-1	0	0	0	.000
ENOKA Campbell D....	.520	10-10	25	15	13	1	1	2	6	22	.880	7	0	4	0	.625	0	0	1-1	6	0	0	1.000
NUKUNUKU Nathan W....	.450	10-10	20	10	9	3	2	2	11	22	1.100	11	1	6	0	.636	1	0	0-2	29	3	0	1.000
ENOKA Thomas D....	.419	10-10	31	9	13	2	0	4	15	27	.871	5	0	6	0	.500	0	0	0-0	4	0	0	1.000
BARTORILLO Tyron J..	.333	9-8	21	9	7	0	0	5	11	22	1.048	2	1	4	0	.417	0	0	0-0	4	8	0	1.000
GOLLAN Karl R.....	.333	3-0	3	1	1	0	0	0	1	1	.333	1	0	1	0	.500	0	0	0-0	0	0	0	.000
EVANS Joel J.....	.318	9-7	22	8	7	0	0	3	7	16	.727	5	0	4	0	.444	0	0	0-1	3	7	1	.909
COMPAIN Kallan H....	.292	9-8	24	10	7	0	0	4	11	19	.792	1	1	5	1	.346	0	1	0-0	61	0	1	.984
LAULA Wayne.....	.286	10-9	21	9	6	0	0	2	7	12	.571	9	0	4	0	.500	0	1	0-0	3	0	0	1.000
EVANS Cole S.....	.286	9-9	21	7	6	0	0	2	8	12	.571	8	0	4	0	.483	0	1	0-0	9	8	3	.850
RONA Brad G.....	.250	9-8	20	3	5	1	0	0	6	6	.300	6	1	1	0	.429	1	0	0-0	9	0	0	1.000
VAN LIESHOUT Zane...	.200	5-4	5	2	1	0	0	0	2	1	.200	4	0	2	0	.556	0	0	0-0	38	0	1	.974
ENOKA Benjamin R....	.200	3-3	5	5	1	0	0	0	1	1	.200	3	0	0	0	.500	0	0	2-2	0	0	0	.000
FLETCHER Isaac M....	.000	4-2	9	2	0	0	0	0	1	0	.000	0	0	3	0	.000	1	0	0-0	4	0	0	1.000
Totals.....	.343	10-10	233	97	80	7	3	25	89	168	.721	67	4	44	1	.492	3	3	4-7	171	38	7	.968
Opponents.....	.201	10-10	214	28	43	8	0	5	27	66	.308	15	9	96	2	.277	4	1	3-3	156	66	16	.933

LOB - Team (57), Opp (44). DPs turned - Team (2), Opp (2). IBB - Team (0), Opp (2).

(All games Sorted by Earned run avg)																							
Player	ERA	W-L	APP	GS	CG	SHO/CBO	SV	IP	H	R	ER	BB	SO	2B	3B	HR	AB	B/Avg	WP	HBP	BK	SFA	SHA
GIBSON Campbell R...	0.00	0-0	2	0	0	0/2	1	3.0	1	0	0	7	1	0	0	0	10	.100	0	0	0	0	0
PETTETT Joshua A....	2.25	4-0	8	7	2	0/2	0	28.0	22	12	9	8	40	5	0	1	106	.208	4	5	0	2	1
HAYES Nikki J.....	2.62	4-1	6	3	1	0/2	0	21.1	17	11	8	6	43	1	0	3	83	.205	2	2	1	0	0
GOLLAN Karl R.....	7.50	1-0	3	0	0	0/1	0	4.2	3	5	5	1	6	1	0	1	15	.200	0	2	0	2	0
Totals.....	2.70	9-1	10	10	3	3/3	1	57.0	43	28	22	15	96	8	0	5	214	.201	6	9	1	4	1
Opponents.....	11.31	1-9	10	10	3	0/0	0	52.0	80	97	84	67	44	7	3	25	233	.343	12	4	0	3	3

PB - Team (6), VAN LIESHOUT 5, COMPAIN 1, Opp (4). SBA/ATT - VAN LIESHOUT (3-3), HAYES (2-2), PETTETT (1-1).

(All games Sorted by Fielding pct)												
Player	C	PO	A	E	FLD%	DPS	SBA	CSB	SBA%	PB	CI	
NUKUNUKU Nathan W...	32	29	3	0	1.000	2	0	0	---	0	0	
BARTORILLO Tyron J..	12	4	8	0	1.000	0	0	0	---	0	0	
RONA Brad G.....	9	9	0	0	1.000	0	0	0	---	0	0	
PETTETT Joshua A....	8	0	8	0	1.000	0	1	0	1.000	0	0	
ENOKA Campbell D....	6	6	0	0	1.000	0	0	0	---	0	0	
ENOKA Thomas D.....	4	4	0	0	1.000	0	0	0	---	0	0	
FLETCHER Isaac M....	4	4	0	0	1.000	0	0	0	---	0	0	
LAULA Wayne.....	3	3	0	0	1.000	0	0	0	---	0	0	
GIBSON Campbell R...	1	0	1	0	1.000	0	0	0	---	0	0	
COMPAIN Kallan H....	62	61	0	1	.984	0	0	0	---	1	0	
VAN LIESHOUT Zane...	39	38	0	1	.974	0	3	0	1.000	5	0	
EVANS Joel J.....	11	3	7	1	.909	1	0	0	---	0	0	
EVANS Cole S.....	20	9	8	3	.850	1	0	0	---	0	0	
HAYES Nikki J.....	5	1	3	1	.800	1	2	0	1.000	0	0	
ENOKA Benjamin R....	0	0	0	0	.000	0	0	0	---	0	0	
HARBROW Joshua G....	0	0	0	0	.000	0	0	0	---	0	0	
GOLLAN Karl R.....	0	0	0	0	.000	0	0	0	---	0	0	
Totals.....	216	171	38	7	.968	2	3	0	1.000	6	0	
Opponents.....	238	156	66	16	.933	2	4	3	.571	4	0	

TEAMS' STATS - ESTADÍSTICAS DE EQUIPO

(INCLUDING GAMES 1-76 - INCLUYENDO PARTIDOS DEL 1-76)



SOUTH AFRICA

RSA

Record: 4-6 Home: 2-3 Away: 2-3

Player	AVG	GP-GS	(All games Sorted by Batting avg)																				
			AB	R	H	2B	3B	HR	RBI	TB	SLG%	BB	HBP	SO	GDP	OB%	SF	SH	SB-ATT	PO	A	E	FLD%
PHALADI Phomolo M...	.355	10-10	31	8	11	2	2	2	6	23	.742	2	1	12	0	.412	0	0	0-1	67	3	2	.972
MOLOKOANE Sehlabi...	.280	10-9	25	6	7	1	0	1	6	11	.440	3	0	11	0	.357	0	0	0-0	7	0	0	1.000
BOUILLON Brandon D...	.238	10-9	21	7	5	1	0	2	6	12	.571	9	0	11	0	.467	0	0	0-0	12	15	0	1.000
BANN Cristopher R...	.226	10-10	31	5	7	2	0	0	4	9	.290	0	1	10	0	.242	1	0	0-0	13	15	1	.966
FROST Javier D.....	.222	8-8	18	4	4	2	0	1	7	9	.500	1	1	9	0	.300	0	1	0-0	5	1	0	1.000
CHEPAPE Isaiiah M....	.211	10-10	19	3	4	0	0	1	4	7	.368	4	1	10	0	.375	0	0	0-1	59	3	0	1.000
THUPUDI Mogau M....	.200	7-6	15	1	3	0	0	1	5	6	.400	0	1	9	0	.250	0	1	0-0	2	12	0	1.000
SMALL Duncan.....	.200	8-6	15	5	3	0	0	0	3	3	.200	4	0	5	0	.350	1	1	2-2	0	3	0	1.000
MAPHETO Phokoane E..	.182	7-4	11	1	2	2	0	0	4	4	.364	0	0	4	0	.182	0	0	0-0	8	0	0	1.000
THOMASON William E..	.133	7-5	15	1	2	0	0	0	0	2	.133	0	0	7	0	.133	0	0	0-0	4	1	2	.714
PHASHA Malesela G...	.125	4-3	8	1	1	0	0	0	0	1	.125	0	0	6	0	.125	0	1	0-0	1	0	0	1.000
KERCHHOFF Lindsey...	.118	7-7	17	5	2	1	0	0	1	3	.176	3	0	7	0	.250	0	0	0-0	0	0	0	.000
MCGREGOR - L Garet..	.000	4-3	6	0	0	0	0	0	0	0	.000	2	0	4	0	.250	0	0	1-1	3	0	0	1.000
Totals.....	.220	10-10	232	47	51	11	2	8	46	90	.388	28	5	105	0	.315	2	4	3-5	181	71	6	.977
Opponents.....	.304	10-10	247	54	75	8	4	14	49	133	.538	25	2	57	4	.368	3	4	10-10	183	53	7	.971

LOB - Team (42), Opp (47). DPs turned - Team (4). IBB - Team (2), BOUILLON 1, PHALADI 1.

Player	ERA	W-L	APP	GS	CG	SHO/CBO	SV	IP	(All games Sorted by Earned run avg)																
									H	R	ER	BB	SO	2B	3B	HR	AB	B/Avg	WP	HBP	BK	SFA	SHA		
THUPUDI Mogau M....	0.00	1-0	1	1	0	0/0	0	4.2	2	0	0	2	2	1	0	0	15	.133	0	0	0	0	0		
MOGASHOA Frans M....	4.20	0-0	2	0	0	0/1	0	3.1	4	2	2	1	4	1	0	0	14	.286	0	0	0	0	0		
KEKANA Tidima B....	5.62	1-5	8	5	3	0/0	1	37.1	47	35	30	19	39	5	1	10	153	.307	3	2	0	2	2		
STEYN Francois A....	7.47	2-1	6	4	0	0/1	0	15.0	22	17	16	3	12	1	3	4	65	.338	1	0	1	1	2		
Totals.....	5.57	4-6	10	10	3	1/1	1	60.1	75	54	48	25	57	8	4	14	247	.304	4	2	1	3	4		
Opponents.....	3.79	6-4	10	10	2	2/1	2	61.0	51	47	33	28	105	11	2	8	232	.220	11	5	0	2	4		

PB - Team (7), CHEPAPE 7, Opp (1). SBA/ATT - CHEPAPE (10-10), KEKANA (9-9), STEYN (1-1).

XV Men's Softball World Championship2017												
Player	C	PO	A	E	FLD%	Dps	SBA	CSB	SBA%	PB	CI	
CHEPAPE Isaiiah M....	62	59	3	0	1.000	0	10	0	1.000	7	0	
BOUILLON Brandon D...	27	12	15	0	1.000	4	0	0	---	0	0	
THUPUDI Mogau M....	14	2	12	0	1.000	1	0	0	---	0	0	
KEKANA Tidima B....	10	0	10	0	1.000	1	9	0	1.000	0	0	
MAPHETO Phokoane E..	8	8	0	0	1.000	0	0	0	---	0	0	
MOLOKOANE Sehlabi...	7	7	0	0	1.000	0	0	0	---	0	0	
FROST Javier D.....	6	5	1	0	1.000	0	0	0	---	0	0	
SMALL Duncan.....	3	0	3	0	1.000	0	0	0	---	0	0	
MCGREGOR - L Garet..	3	3	0	0	1.000	0	0	0	---	0	0	
PHASHA Malesela G...	1	1	0	0	1.000	0	0	0	---	0	0	
MOGASHOA Frans M....	1	0	1	0	1.000	0	0	0	---	0	0	
PHALADI Phomolo M...	72	67	3	2	.972	4	0	0	---	0	0	
BANN Cristopher R...	29	13	15	1	.966	1	0	0	---	0	0	
STEYN Francois A....	8	0	7	1	.875	0	1	0	1.000	0	0	
THOMASON William E..	7	4	1	2	.714	0	0	0	---	0	0	
KERCHHOFF Lindsey...	0	0	0	0	.000	0	0	0	---	0	0	
Totals.....	258	181	71	6	.977	4	10	0	1.000	7	0	
Opponents.....	243	183	53	7	.971	0	3	2	.600	1	0	