


# WEDDING

*Client guide*








# Contents

PG 1		INTRODUCTIONS
PG 2		WHAT TO EXPECT
PG 4		ENGAGEMENT SESSION
PG 6		WEDDING DAY TIPS
PG 9		DETAILS
PG 13		WEDDING COLLECTIONS
PG 15		FREQUENTLY ASKED QUESTIONS
PG 10		PRINTS & OTHER PRODUCTS






# Oh Hey!

Hi! I'm Elizabeth. While it sounds cliché, I was born to be a photographer, to capture and store memories. I am truly blessed to be able to make my passion my career. To be invited into people's lives as they embark on life's milestones is an honour I do not take lightly.

I am a romantic at heart and my work reflects that. I strive to not just capture the moment but rather the emotion behind the moment. For me, emotion and photography are intertwined. I believe that one can not happen without the other, whether it be the moment a father sees his daughter in her wedding dress for the first time or your first kiss as a married couple.

As a true romantic, I don't do stiff formal images. While I do provide direction, I prefer a more relaxed style of photography. The more romantic the better. That being said I do realise that there are some obligatory shots that are needed. I'm easy and relaxed to work with. I believe that planning is key to a successful day and capturing photos that you will cherish for years to come.





# What to expect

## MY STYLE

I am a true romantic at heart and my style of photography reflects that. I'm a very hands-on photographer and I give direction, but I like to make it fun. I love the chance to celebrate love in all its different forms from first looks to first kiss. My focus throughout the day will be the both of you and to ensure you both get the very most out of your special day together.

## TIMELINES


I'm utterly in love with what it is I do, but I also realise that this is your day. I work closely with my couples to develop a timeline for your special day. Timing is key so that we get the best of it all. With a timeline we get amazing photography with all the shots and details you, as a couple, want while also getting to spend the day with those you love. In the days running up to your wedding I provide the timeline so that it can be shared with all your suppliers which helps to ensure no precious minute is wasted.

## MY EXPERIENCE

I have had the tremendous privilege over the past decade to shoot a great number of weddings in the West of Ireland (The majority being in the Galway/Mayo area). In doing so I've developed relationships with many of these venues, along with a deep working knowledge of them. This has become invaluable when shooting weddings. It allows me to be able to guide a couple to the best timeline and locations for their most special of days. The relationships and knowledge I have gained also provide me with the ability to have contingency plans if something arises during the day. I greatly value these relationships and what they can offer a couple.

## PAYMENT

In order to reserve the date and time of your wedding a €450 booking retainer is due 7 days after returning a signed contract of agreement of services. The booking retainer is applied to the final fee. The balance of final fee is due no later than two weeks prior to the event.










# Engagement *Session*

An engagement session is a great way to break the ice. If you don't normally like being photographed, an engagement session is a great icebreaker. It takes the pressure off of you both on your wedding day, as you will have already been in front of my lens and have an idea what to expect.

An engagement session is also an great chance to step away from all the hectic wedding planning and have an informal photo session. Treat your engagement session like going on a date. It can be as fancy/formal or laid back/casual as you'd like, and the clothes you wear should reflect that.



## OUTFITS

Your engagement session can be as formal or as casual as you want it to be. Use this time to express your personality as a couple. When choosing your outfits the best advice I can give is to wear something that makes you feel confident and comfortable.

Bold, solid colours are always a good choice. A few stripes or patterns are okay provided they don't distract from the main focus (you and your fiancée!). Complimentary colour combinations also work well.

OUTFIT  
INSPIRATION  
*can be found:*

[WWW.PINTEREST.COM](http://WWW.PINTEREST.COM)









# WEDDING *day tips*

One of the most important elements for me is planning. I work closely with a timeline to ensure we get the shots we want and to ensure you enjoy your special day. Here is what part of a typical timeline would look like.

## BRIDE & PARTY GETTING READY

Ideal Time Allotment: 60-90 minutes

Ideal Time: Two hours prior to the ceremony

Ideal Location: Bedroom, Bridal Suite, Outside

After starting with stylized shots of the dress, I will photograph other details including shoes, bouquets, invitations and jewelry. I will shoot the bride and her bridesmaids getting ready. Once dressed there are wedding portraits along with the bridal party including first look with mom and dad.

## GROOM AND GROOMSMEN

Ideal Time Allotment: 30-45 minutes

Ideal Time: 30-45 minutes before the ceremony

Ideal Location: Church or venue of the ceremony

At this time, I will photograph the groom and the groomsmen, ring shots and guests arriving, etc. This is also the time I take photographs of the bride arriving, at the entrance of the ceremony, etc.



# FIRST LOOK *vs* DOWN THE AISLE

## FIRST LOOK PRIOR TO THE CEREMONY

While some couples want to keep things more traditional by waiting until the ceremony to see their future spouse for the first time on their wedding day, others want it to be a special moment shared just between the two of them. As a true romantic I believe that a first look is a tremendous opportunity to capture a beautiful moment of the raw emotion of your love for one another. A first look prior to the ceremony is also a great choice for a ceremony that starts later in the day. In that instance we can capture your first look and then move onto bridal portraits prior to the ceremony to ensure you are able to enjoy your special day to the fullest.

## CEREMONY FIRST LOOK

A ceremony first look is a more traditional choice. In this instance I will still capture a beautiful moment between you and your partner. When choosing a ceremony first look there is also the opportunity to capture special moments and emotions from your family and friends.

Whether you choose to do a first look prior to the ceremony or one down the aisle, I always encourage a first look with dad or with mom and dad. This is always a special moment filled with emotion that I love to capture.







## DETAILS

While you're getting glammed up, this is when we will do all of the pretty detail shots of the things you wear, important items, invitation suites etc. For example, those might include:

SHOES | DRESS | BOUQUETS | JEWELRY | TIE | VOWS | RINGS

If you can have these items ready in each of the separate rooms - bridal suite and groom's room - that will make it easiest for us to make sure every little detail that is important to you is captured!

PRO TIP | Bring a wood hanger for your dress shots. These look much better than plastic hangers.













*HIGHLY RECOMMENDED!  
WOULD GIVE 10 STARS IF I  
COULD! SHE'S ABSOLUTELY  
BRILLIANT!*









# WEDDING *Collections*

## DELUXE WEDDING COLLECTION €2,800

- 1 Photographer
- 8 full hours of wedding day coverage
- All finished files in full copyright free resolution
- Password protected online gallery
- Online highlight slideshow
- 10x14" Wedding album
- 1 hour engagement session

## STANDARD WEDDING COLLECTION €2,200

- 1 Photographer
- 8 full hours of wedding day coverage
- All finished files in full copyright free resolution
- Password protected online gallery
- Online highlight slideshow
- 8x12" Wedding album

## DIGITAL COLLECTION €1,800

- 1 Photographer
- 8 full hours of wedding day coverage
- All finished files in full copyright free resolution
- Password protected online gallery
- Online highlight slideshow

\*An Elopement Collection is also available





*"I CANNOT RECOMMEND  
ELIZABETH ENOUGH. I  
WOULD EVEN GO AS FAR  
TO SAY THAT I WOULD  
ORGANISE THE  
WEDDING AROUND HER  
AVAILABILITY AS THIS  
WOMAN IS THE DREAM!"*





# FREQUENTLY *Asked Questions*

## WHY SHOULD WE HIRE YOU FOR OUR BIG DAY?

Being asked to be a couple's wedding photographer is a huge honour and one I take very seriously. By hiring me as your wedding photographer you get someone with experience and a deep knowledge of Ashford Estate and the surrounding area.

## WHAT MAKES YOUR WORK DIFFERENT THAN OTHER PHOTOGRAPHERS?


For me emotion and photography are intertwined, one cannot happen without the other. I strive to not just shoot the moment but the emotion of the moment.

## DO YOU EVER SHOOT WITH A VIDEOGRAPHER?

Yes! I have worked with many different videographers and we always collaborate well and plan our shots out so we aren't getting in each others way! If you need a recommendation I would be more than happy to provide one.

## DO YOU EDIT ALL OUR PHOTOS?

Definitely!! Every image that you receive has been individually edited by me. I never send my images off to be bulk edited by some other company.







# PRINTS & *Other Products*

## PRINTS

4 x 6	€15
5 x 7	€20
6 x 9	€25
8 x 10	€40
8 x 12	€49
11 x 14	€55

12x18	€75
16 x 24	€85
20 x 30	€165
24 x 36	€190
30 x 40	€250
40 x 60	€350

## ACRYLIC PRINTS

12 x 16	€250
16 x 24	€400
20 x 30	€475
24 x 36	€575





## ADDITIONAL SERVICES

Extended Coverage	€550
Engagement Session	€350
5x7" Flat Cards	€2 PER CARD



## FRAMED & MOUNTED PRINTS

5 x 7	€100	12 x 18	€195
8 x 12	€119	16 x 24	€245
11 x 14	€175	20 x 30	€339

## ALBUM PHOTO BOOKS

6 x 8" - 20 spread	€400
8 x 12" - 20 spread	€500
10 x 14" - 20 spread	€600
10 x 14" - 40 spread	€750





# CONTACT

[elizabethtoherphotography@gmail.com](mailto:elizabethtoherphotography@gmail.com)

[elizabethtoher.ie](http://elizabethtoher.ie)

087-906-7045