

The POET Survey

West Sussex County Council

Data Reports: February 2016

- Practitioners working with children who have Education Health and Care Plans Page 2

- Parents of Children with EHC Plans Page 9



The POET Survey

West Sussex County Council

Data Report:

February 2016

Practitioners working with children who have Education Health and Care Plans

Introduction

This report presents data collected using the Personal Outcome Evaluation Tool (POET) from practitioners who work with children who have an Education Health and Care Plan (EHCP) in West Sussex. It also compares the numerical responses of practitioners in West Sussex with the responses we have from practitioners in other parts of England working with children with Education, Health and Care Plans (EHCP).

Not all respondents answered all the questions and some of the questions allowed for more than one answer so the total number of responses will not necessarily add up to the same total numbers. Where provided, percentages are of those people who responded to that question. The target population for the survey was practitioners working with children with special educational needs who had experience of Education Health and Care Plans.

Who took part in the survey?

Nationally 2,989 practitioners completed the survey from 70 local authority areas including 77 from West Sussex. A range of practitioners took part from education, social care and health; a smaller number of learning/care assistants also completed the survey. Just over two thirds of the practitioners who responded to the national survey were involved mainly in the assessment and development of plans. Others were either involved mainly in providing direct support to children or management. Common roles included; Team Manager, Teacher, Support Worker, Social Worker, SENCO, Planning Co-ordinator, Occupational Therapist, Head Teacher and Educational Psychologist.

The POET survey asked practitioners a number of questions about their working role and the children they work with, including the type of school they work in, the reason children who they work with need additional support, the age group they work with and the main focus of their work.

As can be seen in figure 1 the largest groups responding from West Sussex were SENCOs (29%) and Health Specialists (26%) compared to responses from other parts of England where SENCOs were 27% and Health Specialists 8%.

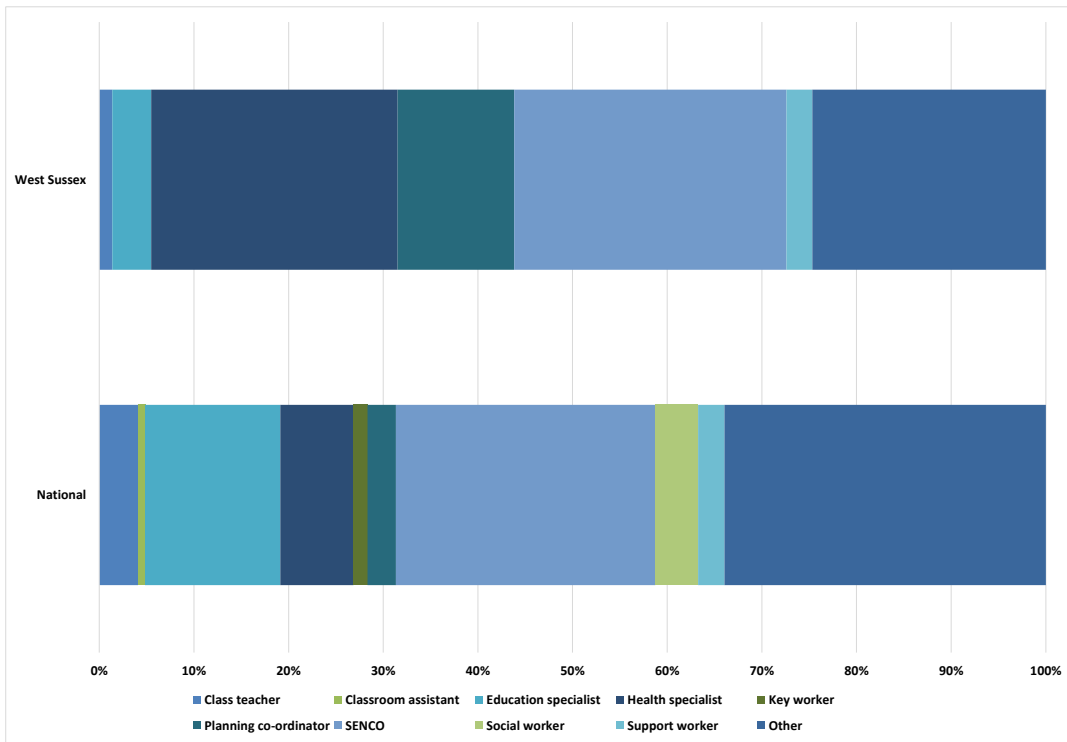


Figure 1. Job roles of professionals responding to survey

Practitioners were asked whether they worked in schools and if so which type of school they worked in. Practitioners responding from West Sussex (72%) were slightly more likely to work within schools than respondents from other parts of England (70%).

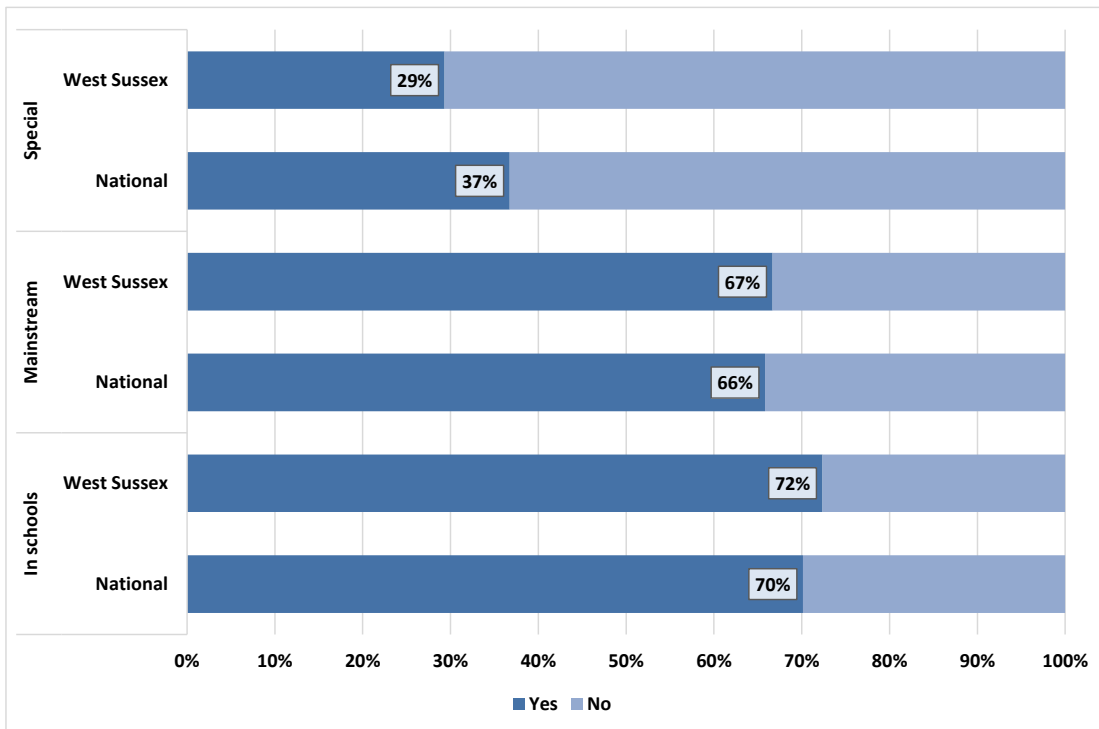


Figure 2. Types of school

The POET survey asked practitioners to say what tasks their job required of them. Practitioners in West Sussex were less likely to say they were involved in management activity (10%) and as likely to be involved in assessment (70%) when compared to responses from other parts of England where management was 25% and assessment 70%.

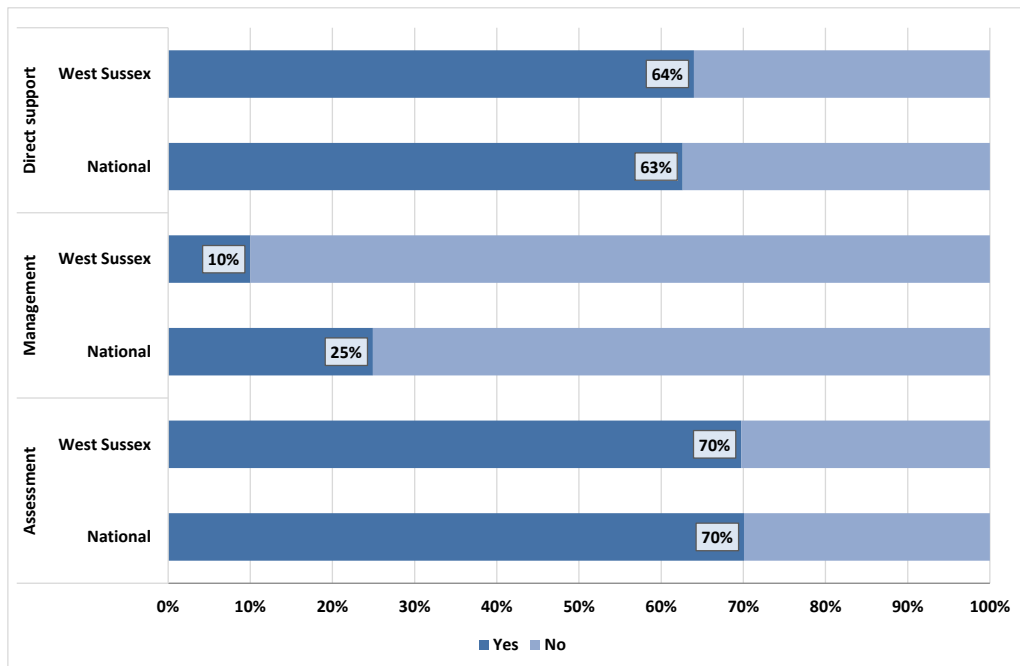


Figure 3. The task practitioners were mainly involved in.

The POET survey asked practitioners to say what age group they mainly worked with. The proportion of practitioners working within each age group were broadly similar in West Sussex and other parts of England, with West Sussex practitioners being more likely to work in primary school and less likely to work in a post 16 setting.

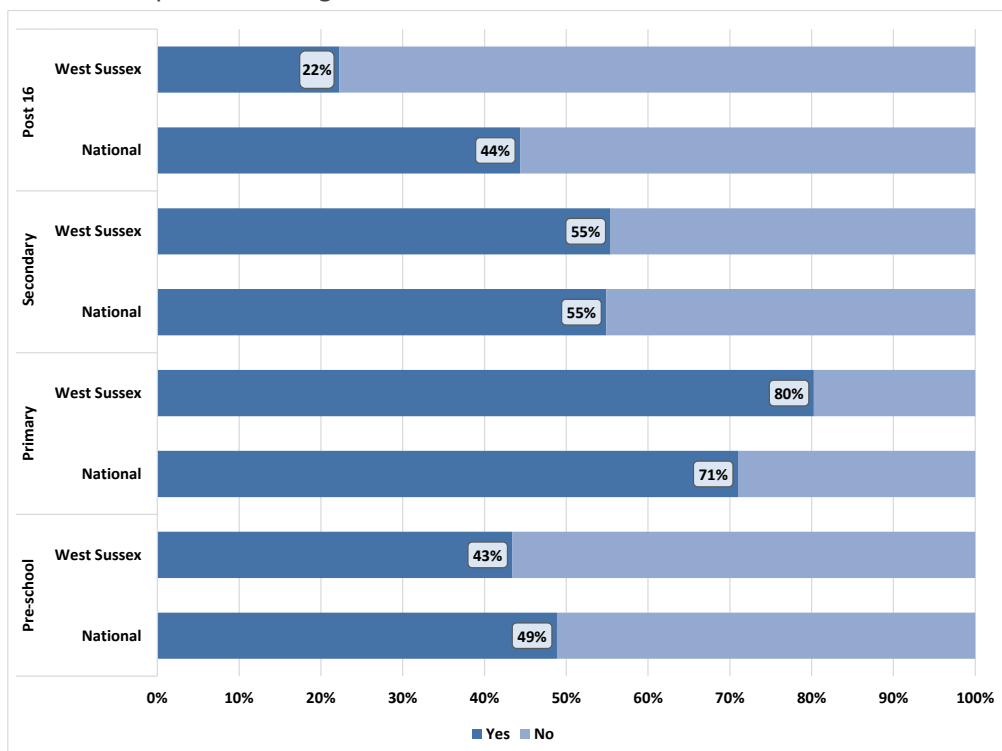


Figure 4. What age group did practitioners work with?

Practitioners were asked the main reason why the children they work with needed additional support.

Respondents from West Sussex were more likely to report that children needed support because of communication and interaction (62%) compared to respondents from other parts of England (32%).

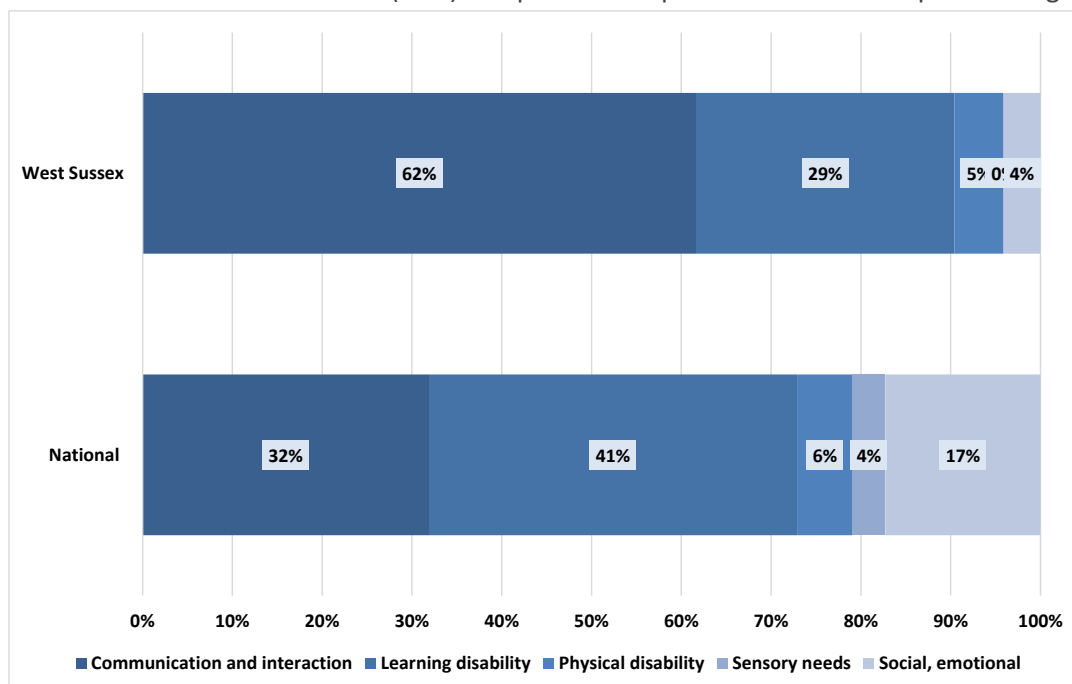


Figure 5. What is the main reason the children you work with need additional support?

Practitioners were also asked how many children they work with, have or are in the process of getting an Education Health and Care Plan. Well under a half of practitioners in West Sussex (43%) reported that nearly all of the children they worked with had an EHCP, a higher proportion than practitioners from other areas of England (26%). A slightly lower proportion of practitioners in West Sussex reported that none of the children they worked with had an EHCP.

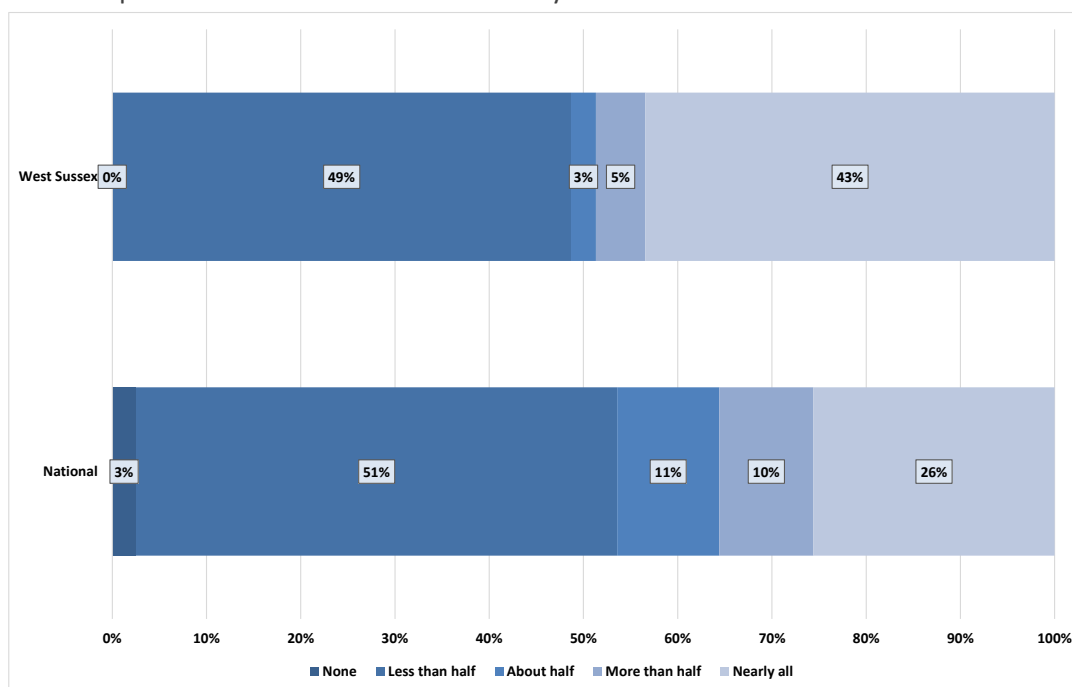


Figure 6. How many children that practitioners worked with had EHCPs?

What do practitioners feel about the Education Health and Care planning process?

The POET survey asked practitioners to say how Education Health and Care Plans had influenced seven different aspects of their working roles over the past year.

- Put children at the centre of your planning
- Work in partnership with your colleagues from other professions
- Work in partnership with parents/carers
- Provide timely response to the needs of children
- Provide individually tailored support to children
- Provide clear information and advice to parents/carers
- Understand the needs of children in the context of their home, family and school

As figure 7, shows well over three quarters of practitioners from West Sussex (85%) said that Education Health and Care Plans had always or mostly helped them work in partnership with parents/carers. More than three quarters of practitioners from West Sussex said that Education Health and Care Plans had always or mostly helped them in two other areas of their work: putting children at the centre of their planning (78%) and providing children with individually tailored support (77%). More than half of practitioners said that Education Health and Care Plans had helped them always or mostly in their work over the last year in all of the seven areas we asked about. More than 10% of practitioners said that Education Health and Care Plans had never or rarely helped them in three of the seven areas of work we asked about, providing a timely response to the needs of children (19%), providing parents and carers with clear information and advice (14%) and working in partnership with colleagues from other professions (14%).

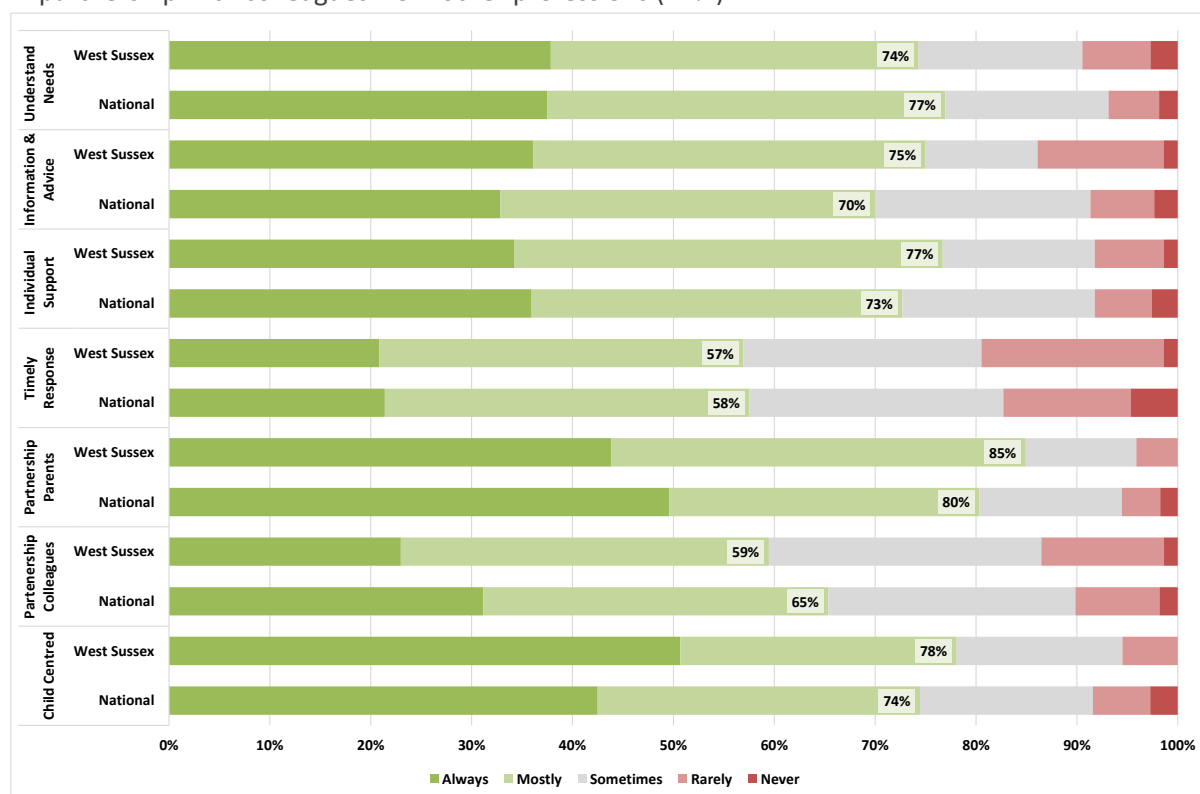


Figure 7. How practitioners feel about the Education Health and Care planning process?

How helpful do practitioners think Education Health and Care Plans are to the children they work with?

Practitioners were asked how often over the past year, Educational Health and Care Plans, had helped children in eight areas of their lives.

- Be as fit and healthy as they can be
- Take part in school and learning
- Be part of their local community
- Enjoy friendships
- Enjoy relationships with family
- Enjoy a good quality of life
- Have a positive transition
- Think about and prepare for the future

As figure 8, shows, well over three quarters of practitioners said that Education Health and Care Plans helped children mostly or always with taking part in school and learning (81%) slightly more than respondents from other parts of England (78%). Over a half of practitioners said that Education Health and Care Plans helped children mostly or always think about and prepare for the future (54%), fewer than respondents from other parts of England (69%).

A fifth of practitioners from West Sussex (20%) said that Education Health and Care Plans rarely or never helped children be as fit and healthy as they can be, slightly less than respondents from other parts of England (21%). A quarter of practitioners from West Sussex (25%) said that Education Health and Care Plans rarely or never helped children be part of their local community slightly more than respondents from other parts of England (24%).

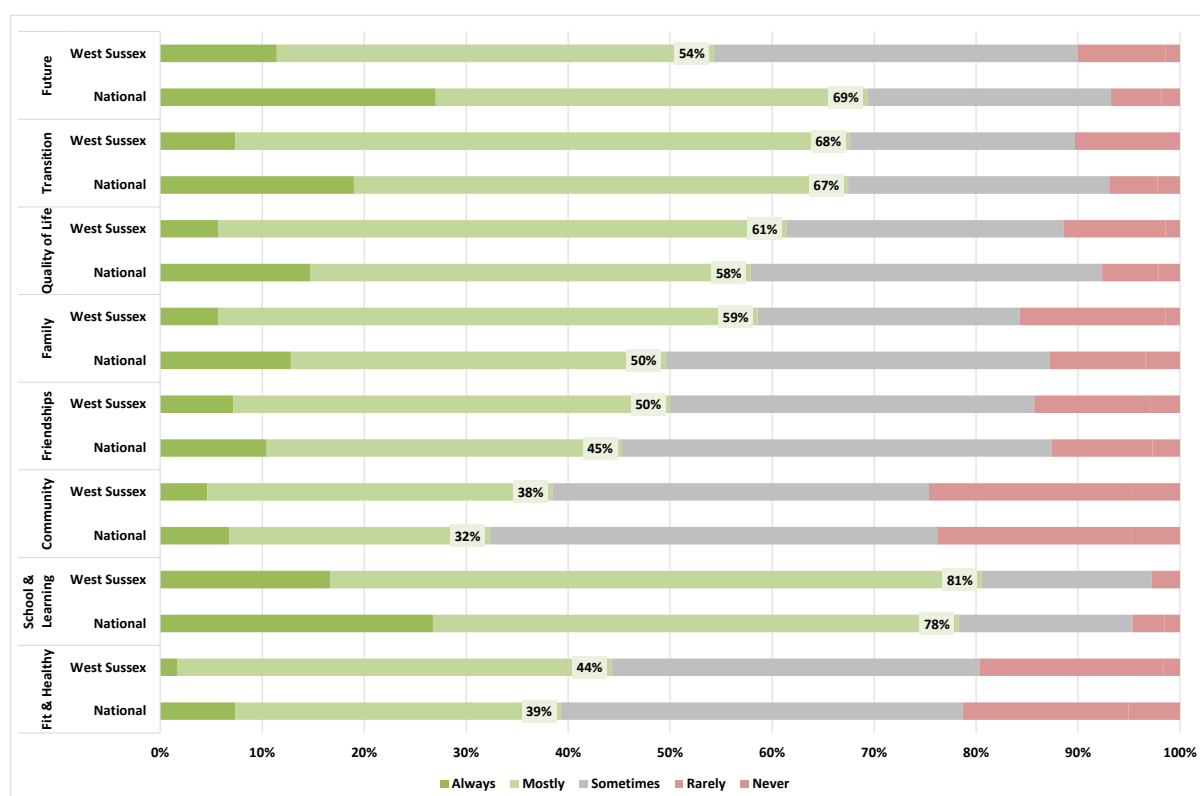


Figure 8. How helpful do practitioners think Education Health and Care Plans are to the children they work with?

Conclusion

Throughout this report local findings have been benchmarked against national data. This is intended to provide an indicative relative position. Care should be taken however when making precise direct comparisons. This is because responses varied greatly across local authorities, levels of satisfaction being spread across a wide range. The national figures here are averages of these ranges. It is not necessarily the case that where scores indicate a less or more positive impact than in other parts of England that this is due to the performance of the council.

Over recent years In Control has published a number of surveys that found and reported a number of key process conditions that coincided with better or worse outcomes. Where local performance appears to be low these process factors may be at play, and provide a steer where local authorities are seeking to improve in an outcome domain.

The POET Survey

West Sussex County Council

Data Report:

February 2016

Parents of Children with EHC plans

Introduction

This report presents data collected from parents and carers of children with Education Health and Care plans in West Sussex using the personal outcome evaluation tool (POET). It also compares the numerical responses of parents in West Sussex with the responses we have from parents in other parts of England. In total this report presents the responses of 38 parents in West Sussex to the POET survey. We are able to benchmark the West Sussex data against responses from 1842 parents in other parts of England, who have used the most recent version of the POET tool. As people could choose not to complete particular questions within the survey, the totals reported throughout the report are unlikely to add up to the same totals overall. Partially completed responses were removed from the data set if no answer was provided to any of the questions relating to experience of support or the impact of support.

Where provided, percentages are of those people who responded to that question. The target population for the survey was parents of children with special educational needs who had experience of Education Health and Care Plans. Some parents also had experience of Personal Budgets, a section of the questionnaire is dedicated to their experience of these

Who took part in the survey?

Parents were asked to say why their children needed additional support and what type of support their child received. The graphs in figures 1 & 2 show the main reason children needed support and the types of support being provided. The responses from parents in West Sussex were broadly similar to those of parents from other areas of England in terms of the reason their children needed support, parents in West Sussex were slightly less likely to report their children having a learning disability and more likely to report their children having a physical disability. Parents from West Sussex were less likely to report their children had paid support at school and paid support to go out and about compared to responses from other local authorities in England.

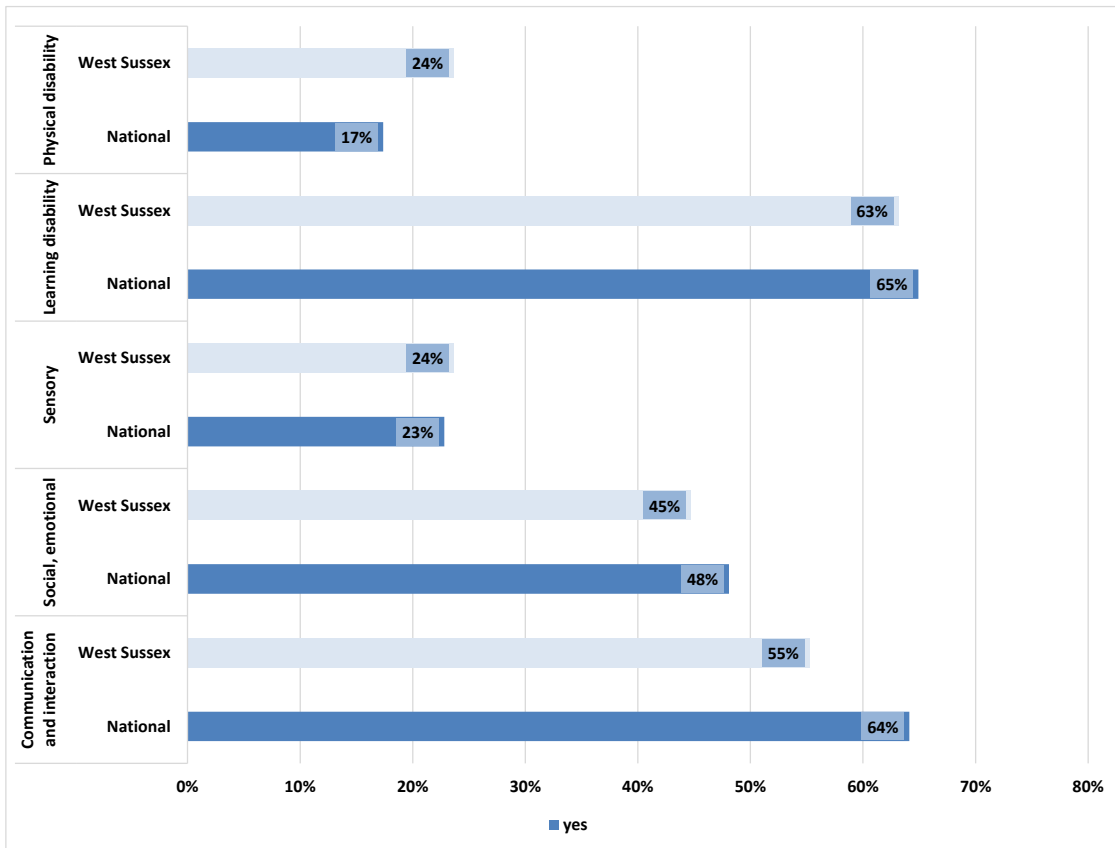


Figure 1. Why do children need support?

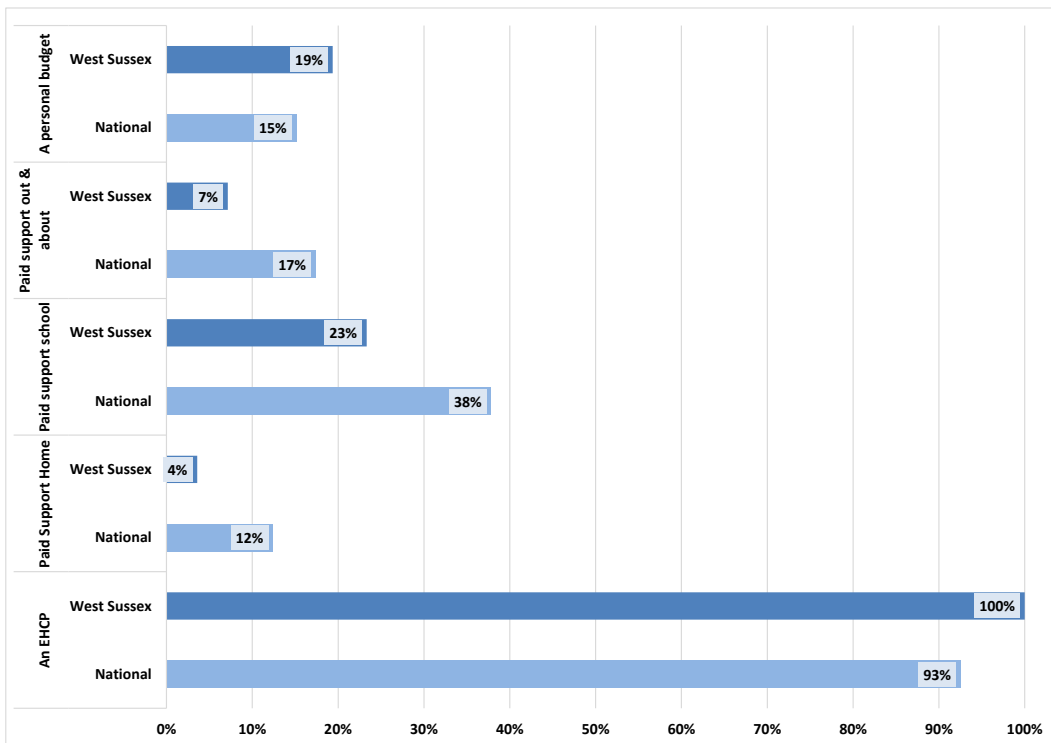


Figure 2. What type of support do children receive?

The POET survey asked parents what type of school their child attended; whether this was mainstream or special education. Parents from West Sussex were slightly more likely to report their child attended a mainstream school (59%) compared to parents responding to the POET survey from other parts of England (53%).

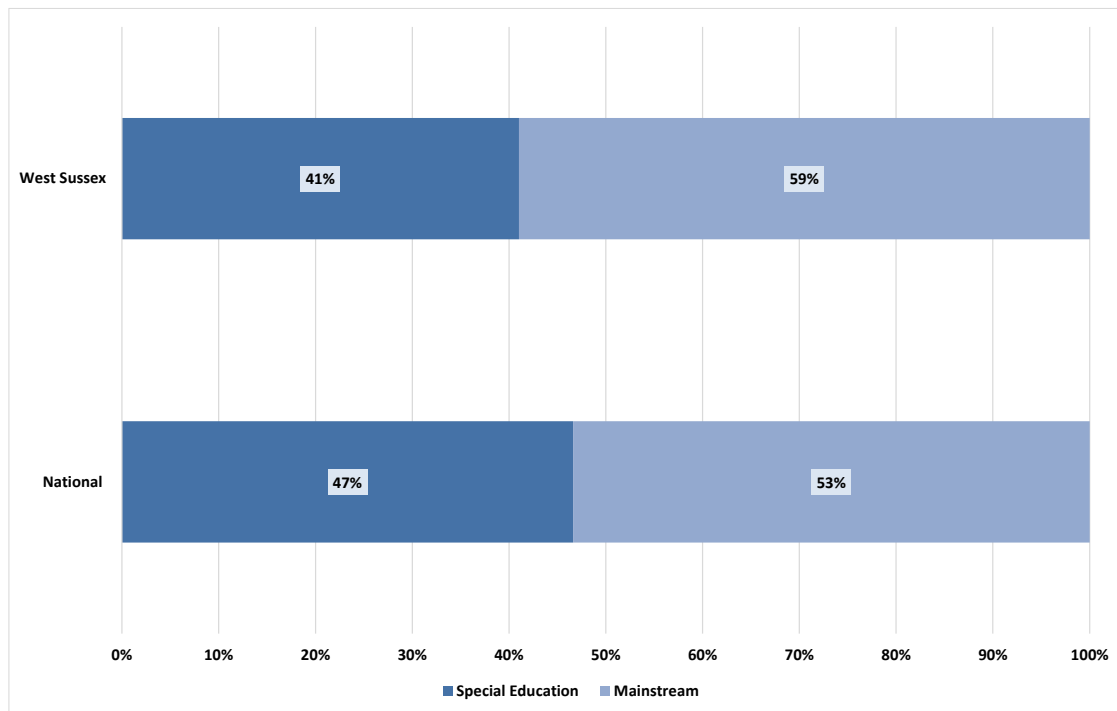


Figure 3. What type of school does your child attend?

The POET survey also asked parents how long their child had had an EHCP and whether this was a result of a statement (or learning disability assessment) being converted to an EHCP. As figures 4 and 5 show, parents from West Sussex were less likely to report their child having an EHCP for over a year (13%), compared to parents responding from other parts of England (28%) and less likely to report that the EHCP resulted from the conversion of a statement or learning disability assessment (29%) compared to parents responding from other parts of England (64%).

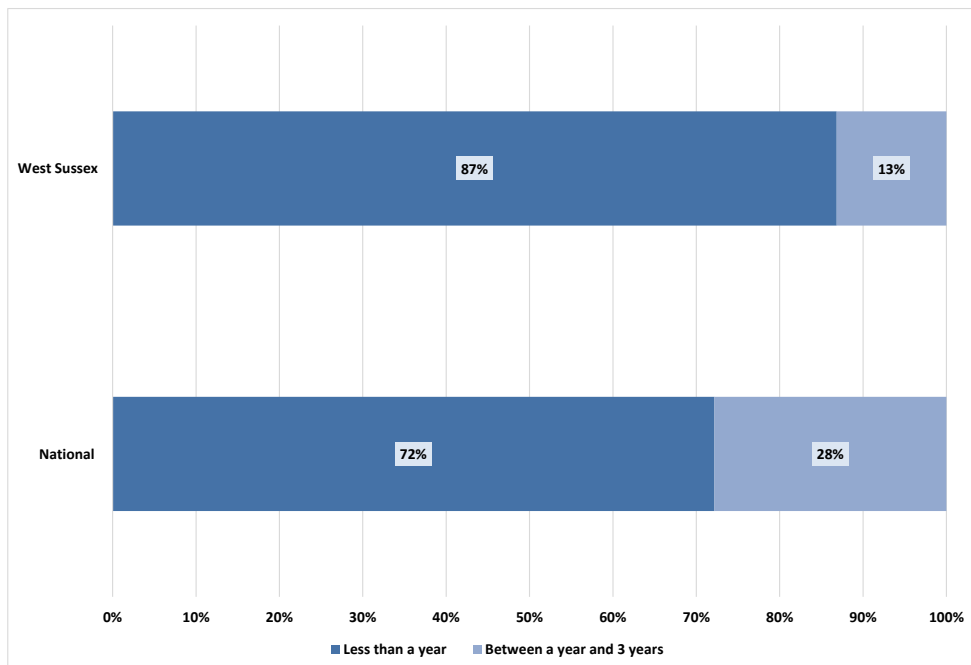


Figure 4. How long have children had an Education Health and Care plan?

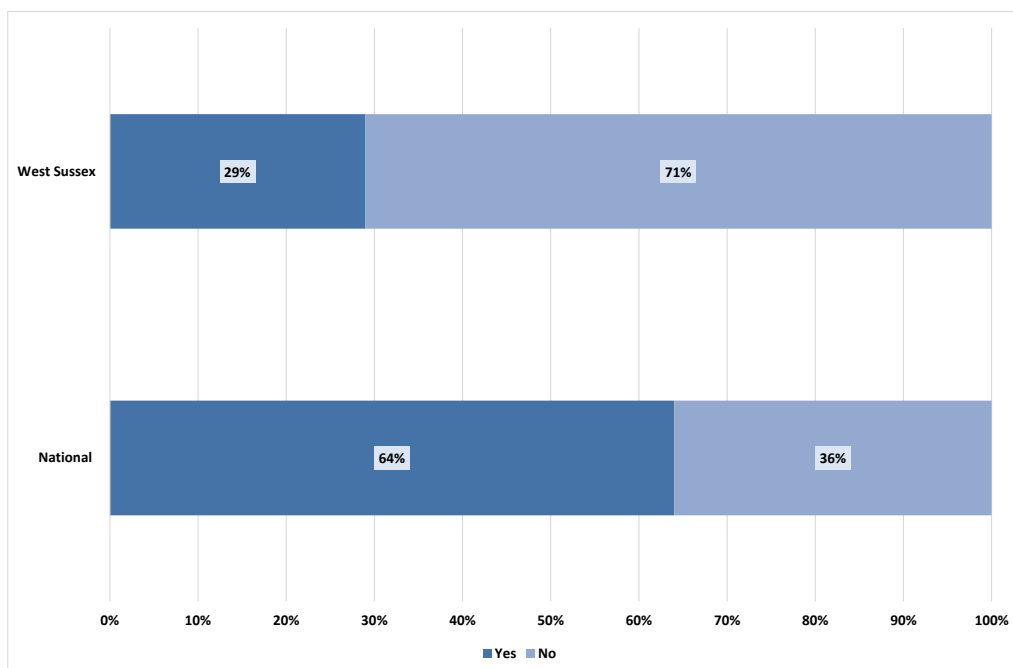


Figure 5. Did children have a 'statement' (or learning disability assessment) that was converted to an Education Health and Care Plan?

How did parents experience the Education Health and Care plan process?

The POET survey asked parents to answer several questions about their experience of the Education Health and Care Plan process, including whether they had a personal budget, who was involved in developing the plan and whether they felt their views and the views of their child had been included in the plan. As figure 6 below shows, a wide range of professional people were actively involved in the development of the Education Health and Care plans. Parents in West Sussex were more likely to report the involvement of a Health Specialist (66%) than other areas of England (42%).

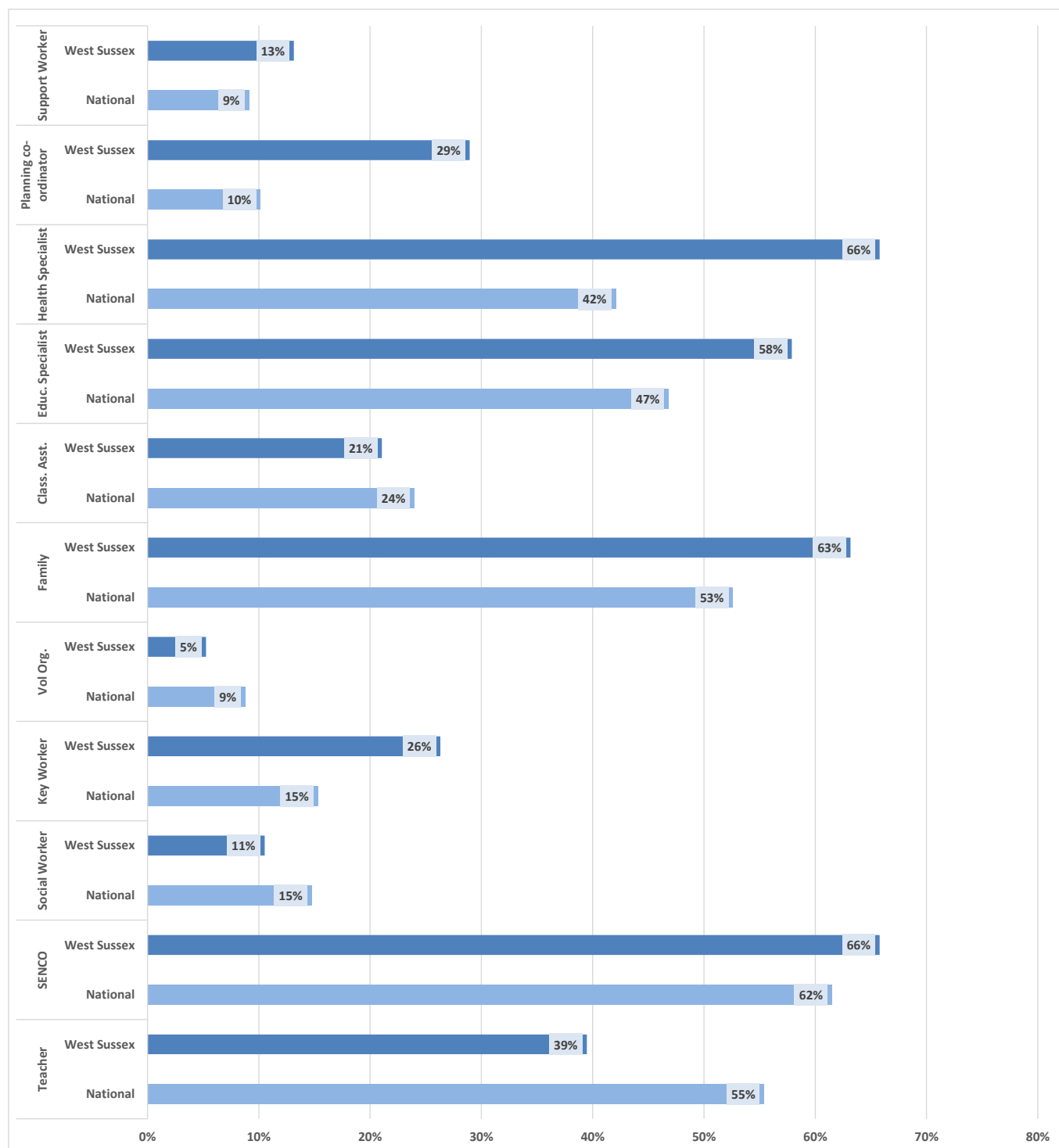


Figure 6. Who was actively involved in developing the Education Health and Care plan?

The POET Survey asked parents whether and to what extent their views and the views of their child had been included in the development of the Education Health and Care plan. Well over three quarters of parents from West Sussex (84%) said their views had been fully included when the Education Health and Care plan had been developed, a higher proportion than parents from other parts of England (74%). Just over two thirds of parents from West Sussex (67%) reported that the views of their child had been included when the Education Health and Care plan had been developed, compared to 60% of parents from other parts of England.

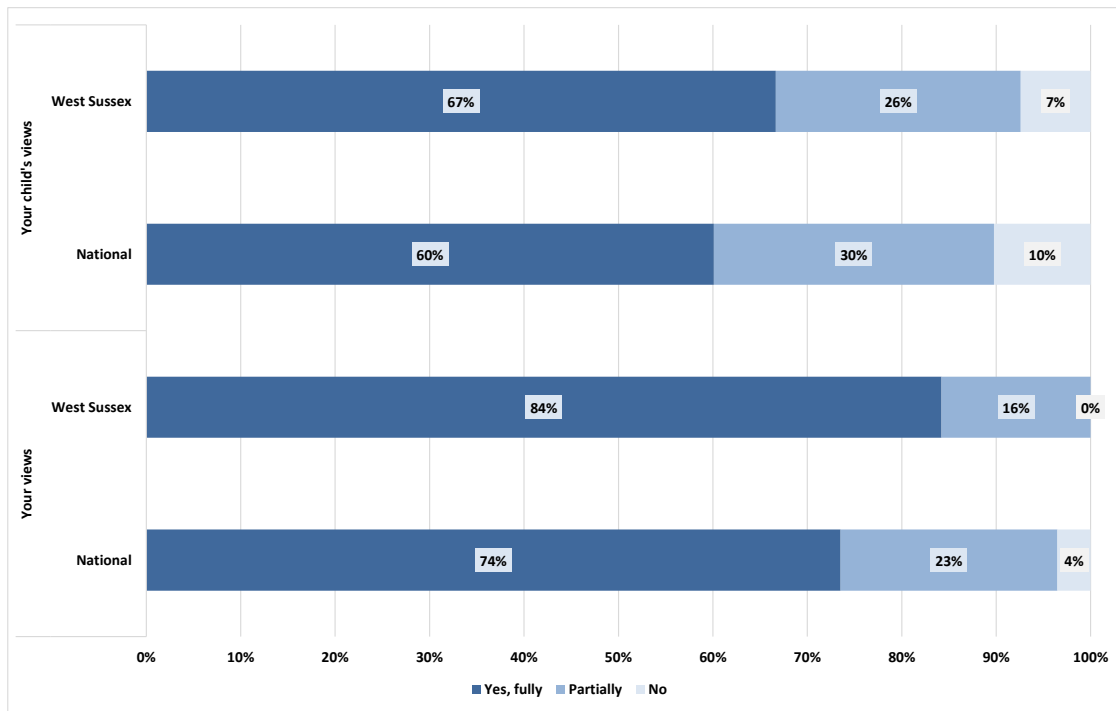


Figure 7. Were people's views included in the development of the Education Health and Care plans?

What do parents feel about the support their child has received?

The POET survey asked parents to say what they thought about three different aspects of the support their child had received over the past 12 months:

- Choice about support: I could change the support my child gets if I need to.
- Amount of support: My child has the right amount of support.
- Quality: My child is supported as an individual with dignity and respect.

As figure 8 shows, Just over two thirds of parents from West Sussex (69%) said the quality of support was good or very good compared to just under three quarters of parents from other parts of England (72%). Just over a half of parents from West Sussex (53%) said the amount of support available to their child was good or very good, compared to more than half of parents from other parts of England (57%). Well over a third (38%) of parents from West Sussex reported that the degree of choice and control over support was good or very good, compared to under half of parents from other parts of England (46%).

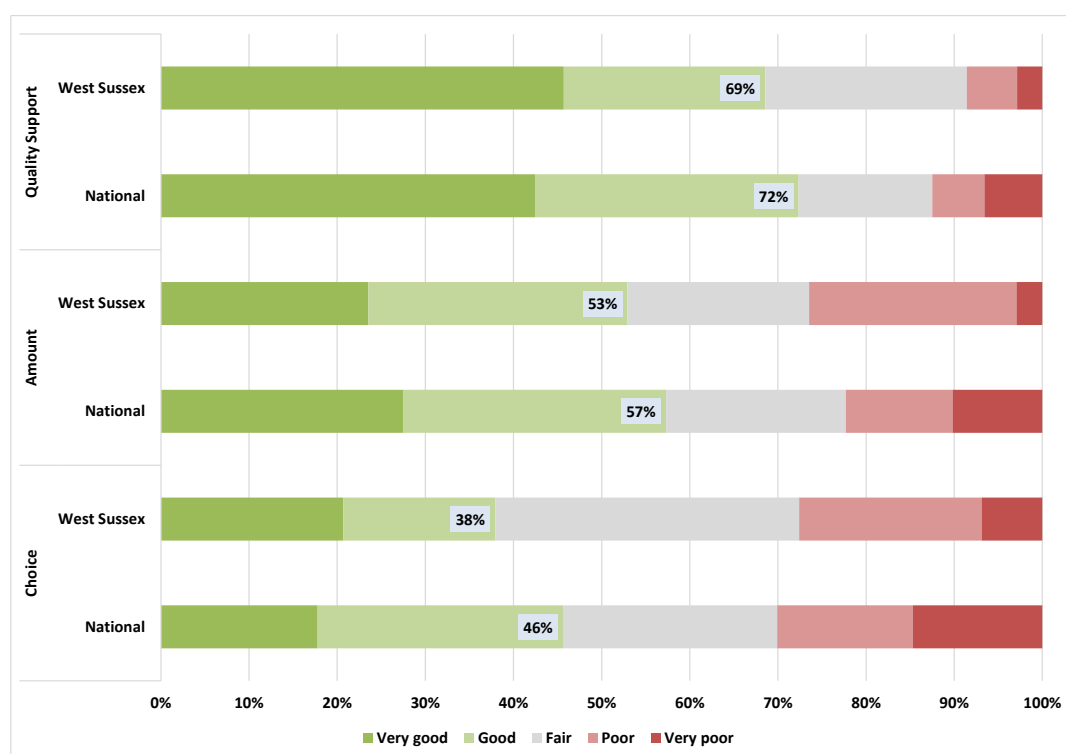


Figure 8. How do parents feel about the support their child receives?

Outcomes for children and young people

The POET survey asked parents to say how well the support their child gets had helped them with seven different areas of their life:

- Being as fit and healthy as they can be
- Taking part in school and learning
- Being part of their local community
- Enjoying friendships
- Enjoying relationships with family
- Quality of life, being relaxed and happy, taking part in activities they like
- Preparing for the future

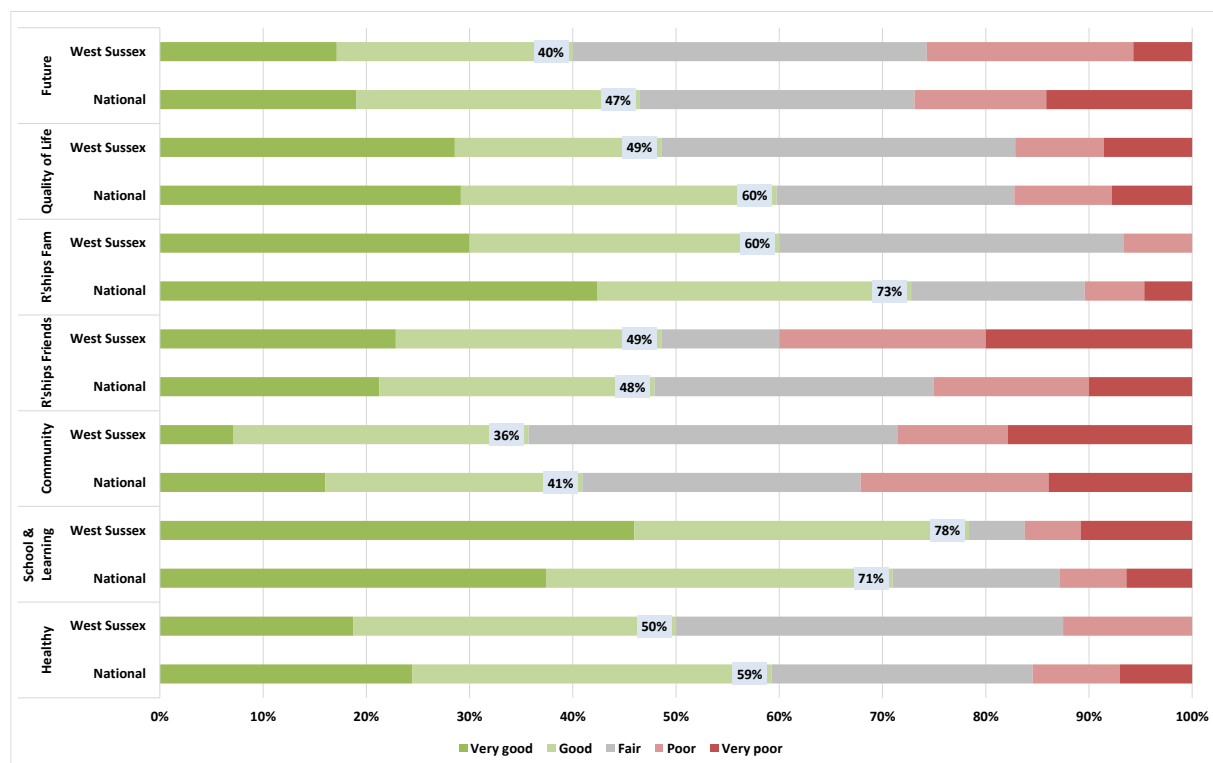


Figure 9. Do parents think the support their child gets has helped them with these different areas of their life?

Three quarters of parents from West Sussex said the support their child had received was good or very good in helping them in one of the seven areas we asked about; taking part in school and learning (78%). More than a quarter parents from West Sussex said the support their child had received was poor or very poor in helping them in three of the seven areas we asked about; enjoying friendships (40%), being part of their local community (29%) and preparing for the future (26%).

Outcomes for parents

Finally the POET survey asked parents whether and to what extent the support their child had received over the past year had made a difference to three aspects of their own life.

- Your quality of life
- The relationship you have with people who are paid to be involved in the support of your child
- The relationship you enjoy with your child

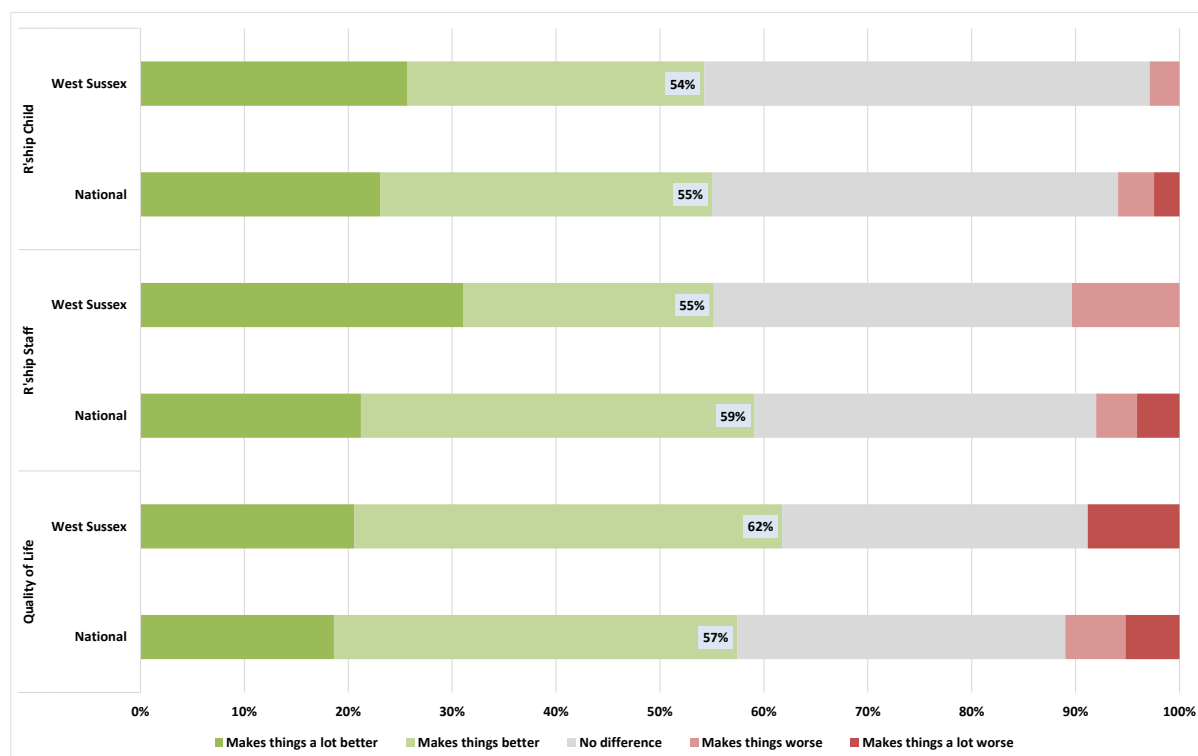


Figure 10. Do parents think the support their child gets has made a difference to aspects of their own life?

Between a half and two thirds of parents said that the support their child receives had made things better or a lot better in all three areas we asked about. Less than 10% of parents said the support their child had received over the past year had made things worse or a lot worse.

Conclusion

Throughout this report local findings have been benchmarked against national data. This is intended to provide an indicative relative position. Care should be taken however when making precise direct comparisons. This is because responses varied greatly across local authorities, levels of satisfaction being spread across a wide range. The national figures here are averages of these ranges.