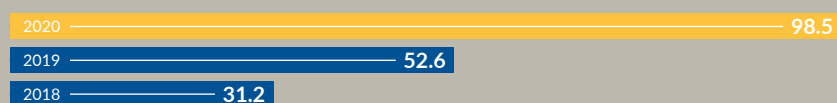


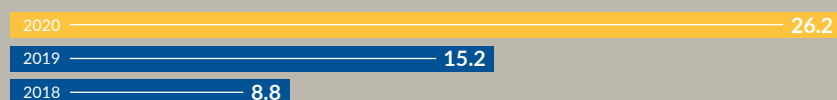
Robust results driven by our strong Ince brand

Revenue (£m)



+87%

Operating profits (£m)



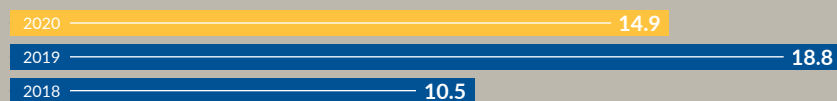
+72%

Adjusted* profit before tax (£m)



+36%

Adjusted** diluted earnings per share (p)



-21%

* Adjusted profit before tax is calculated as the profit before tax after adding back non-recurring items (as shown in note 11 to the financial statements) and after deducting the non-controlling interests shown in statutory accounts

** Adjusted earnings per share is computed from adjusted profit before tax after deducting taxation

Net cash generated by operating activities

£14.7m

(2019: £5.9m)

Dividend cancelled in view of uncertainty caused by COVID-19
(2019: 6.0p)

Organic growth of revenue

c. 5%

Non-recurring acquisition costs and related material items

£1.7m

(2019: £14.3m)

Profit and total comprehensive income for the year

£21.8m

(2019: £0.8m)

Diluted earnings per share

11.4p

(2019: loss 28.1p)

Net borrowings

£9.0m

(2019: net borrowings £2.9m)
£1.2 million of external debt repaid since draw down in June 2019 and pay down continuing