

Centre Number						Candidate Number				
Surname										
Other Names										
Candidate Signature										

For Examiner's Use	
Examiner's Initials	
Question	Mark
1	
2	
3	
4	
5	
6	
7	
8	
9	
TOTAL	



General Certificate of Education
Advanced Subsidiary Examination
January 2012

Mathematics

MFP1

Unit Further Pure 1

Tuesday 17 January 2012 9.00 am to 10.30 am

For this paper you must have:

- the blue AQA booklet of formulae and statistical tables.

You may use a graphics calculator.

Time allowed

- 1 hour 30 minutes

Instructions

- Use black ink or black ball-point pen. Pencil should only be used for drawing.
- Fill in the boxes at the top of this page.
- Answer **all** questions.
- Write the question part reference (eg (a), (b)(i) etc) in the left-hand margin.
- You must answer the questions in the spaces provided. Do not write outside the box around each page.
- Show all necessary working; otherwise marks for method may be lost.
- Do all rough work in this book. Cross through any work that you do not want to be marked.

Information

- The marks for questions are shown in brackets.
- The maximum mark for this paper is 75.

Advice

- Unless stated otherwise, you may quote formulae, without proof, from the booklet.
- You do not necessarily need to use all the space provided.



J A N 1 2 M F P 1 0 1

2 Show that only one of the following improper integrals has a finite value, and find that value:

(a) $\int_8^{\infty} x^{-\frac{2}{3}} dx;$

(b) $\int_8^{\infty} x^{-\frac{4}{3}} dx.$

(5 marks)

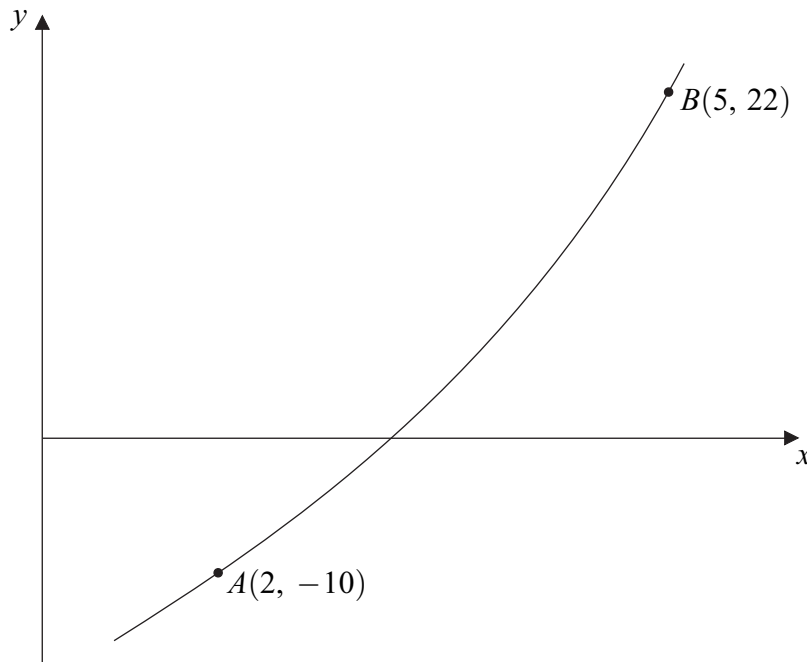
QUESTION
PART
REFERENCE



5 The diagram below (not to scale) shows a part of a curve $y = f(x)$ which passes through the points $A(2, -10)$ and $B(5, 22)$.

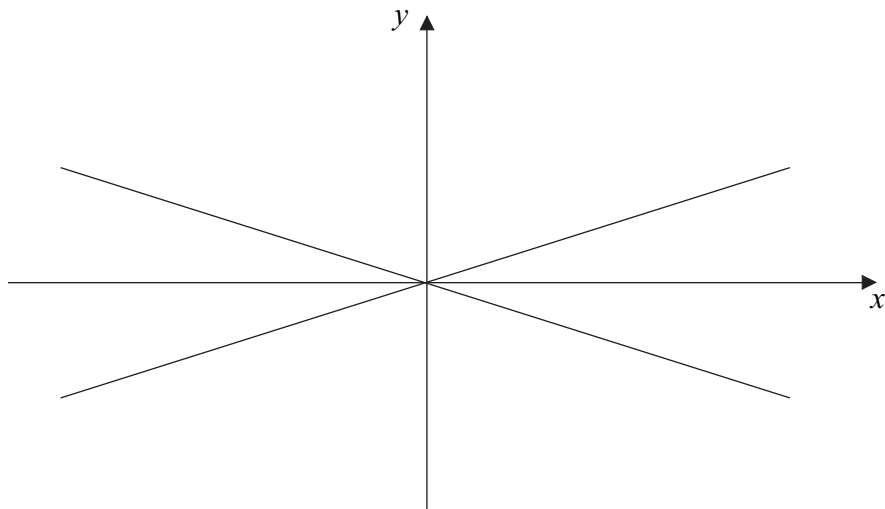
- (a) (i)** On the diagram, draw a line which illustrates the method of linear interpolation for solving the equation $f(x) = 0$. The point of intersection of this line with the x -axis should be labelled P . (1 mark)
- (ii)** Calculate the x -coordinate of P . Give your answer to one decimal place. (3 marks)
- (b) (i)** On the same diagram, draw a line which illustrates the Newton–Raphson method for solving the equation $f(x) = 0$, with initial value $x_1 = 2$. The point of intersection of this line with the x -axis should be labelled Q . (1 mark)
- (ii)** Given that the gradient of the curve at A is 8, calculate the x -coordinate of Q . Give your answer as an exact decimal. (2 marks)

QUESTION
PART
REFERENCE



QUESTION
PART
REFERENCE

(b)



A series of horizontal dotted lines for writing the answer.

Turn over ►



8 The diagram below shows a rectangle R_1 which has vertices $(0, 0)$, $(3, 0)$, $(3, 2)$ and $(0, 2)$.

(a) On the diagram, draw:

(i) the image R_2 of R_1 under a rotation through 90° clockwise about the origin; *(1 mark)*

(ii) the image R_3 of R_2 under the transformation which has matrix

$$\begin{bmatrix} 4 & 0 \\ 0 & 2 \end{bmatrix} \qquad \qquad \qquad (3 \text{ marks})$$

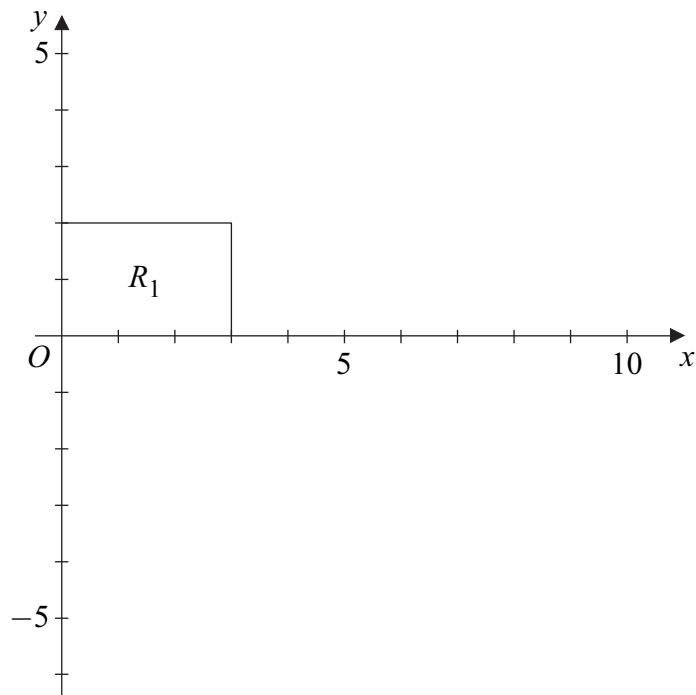
(b) Find the matrix of:

(i) the rotation which maps R_1 onto R_2 ; *(1 mark)*

(ii) the combined transformation which maps R_1 onto R_3 . *(3 marks)*

QUESTION
PART
REFERENCE

(a)



.....

.....

.....

.....



There are no questions printed on this page

**DO NOT WRITE ON THIS PAGE
ANSWER IN THE SPACES PROVIDED**

