

# NY2LA 2CM PORCELAIN PAVERS




floridatile

Florida Tile's 2cm porcelain pavers are an impressive combination of elegance and engineering. The on-trend visuals, ease of installation, and unsurpassed durability make porcelain pavers the perfect solution for easy elegance in outdoor environments.



**The technical benefits of porcelain are unbeatable!** These structural paving slabs can stand up to extreme residential and commercial environments, outperforming virtually any other surface option. They can tolerate both subzero temperatures and tropical climates without cracking or weakening. The porcelain manufacturing process creates a product that is virtually non-porous and incredibly dense. They are strong enough to survive under the weight of a commercial fleet and practically maintenance free. No sealants are required.

**Easy to install!** Because of their density and size, porcelain pavers can be dry installed. This means that when the substrate allows, installers can forego the adhesives or mortar/cement bases. It can be dry installed on grass, gravel, and a variety of other surfaces. These installation methods offer the additional advantage of removing and reusing the pavers. Of course, these pavers can be installed with traditional setting materials if the substrate requires it. Nonporous porcelain pavers are ideal for any landscape.



shown on front: **NY2LA NY230U 24x24** Riverside Steel



# SURFACE THE OUTDOORS



**DRIVEWAYS  
GARAGES  
WALKWAYS  
PARKS  
PATIOS  
POOL DECKS  
ROOF DECKS  
TERRACES**

above: **Span SPN01U 24x24** Snow

**2cm porcelain pavers** are the premier product for extending your live-and-work spaces beyond the interior of your home and office.



**IN & OUT**



**TRANSITABLE WHEN APPLIED  
TO A SCREED WITH ADHESIVE**



**EXCEPTIONAL THERMAL  
SHOCK RESISTANCE**



**EASY TO INSTALL, REMOVE,  
REUSE & ECO-FRIENDLY**



**EASY TO CLEAN**



**FROST RESISTANT**



**COLOR-FAST**



**HIGHLY RESISTANT  
TO EXCESSIVE LOAD FORCE**



**FLAME RETARDANT**

# INSTALLATION ON SCREED WITH ADHESIVE



Traditional installation on screed with adhesive can be used in areas for vehicles and pedestrians, such as garages and parking lots as well as the access areas for these spaces. In both residential and commercial settings, porcelain pavers provide the high break strength, durability, and beauty to create a long lasting and attractive flooring solution.

## DRY LAYING ON GRASS



Dry laying 2cm pavers on grass is an easy solution for creating an informal residential walkway or an artful path through public parks and gardens. The flexibility of placing pavers directly into the landscape allows you to integrate a subtle architectural feature with design versatility and functionality.

## DRY LAYING ON GRAVEL/SAND



Dry laying 2cm pavers on gravel or sand allows for a relaxed exterior design. Easily enhance any patio, courtyard, or other pedestrian area with a custom layout that will add style while providing a practical solution for drainage. Laying pavers with open joints allows water to run off and drain into the substrate, preventing puddling.





# NY2LA

COLOR BODY PORCELAIN PAVERS



**NY210U**  
Malibu White




**NY220U**  
Brentwood Beige



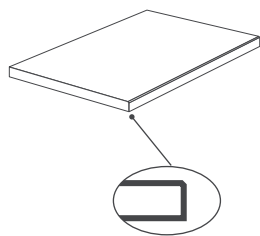
**NY230U**  
Riverside Steel

## FIELD TILE FORMATS

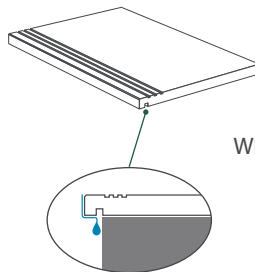


24x24 | 60x60 cm  
± 0.8" | 2cm

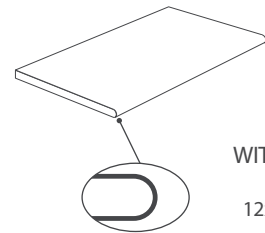
## TRIMS



STEP TREAD  
**USTEPA**  
12x24 | 30x60 cm



STEP TREAD  
WITH GROOVES &  
DRIP FLAP  
**USTEPD**  
12x24 | 30x60 cm



STEP TREAD  
WITH BULLNOSE  
**USTEPB**  
12x24 | 30x60 cm

note: NY2LA is also produced in a rectified 9mm thickness in six colors including Malibu White, Brentwood Beige, and Riverside Steel. For more information, scan code below.



right: **NY220U 24x24** Brentwood Beige