


NY2LA

Color Body Porcelain Floor and Wall Tile

HDP
High Definition Porcelain®

PROTECTION THAT LIVES ON
MICROBAN



floridatile

NY2LA^{HDP}

High Definition Porcelain®

BY floridatile



Shown: NY250 24x24 Tribeca Taupe

No two cities are more symbolic of the modern metropolis than New York and Los Angeles. Inspired by these epicenters of contemporary design and popular culture, NY2LA^{HDP} targets the modern aesthetic. Compelling characteristics of cement and plaster fuse into a porcelain representation of urban sophistication. Graphics are created by hand, starting from recycled pavers and then precisely layering raw elements, sanding, tinting and repeating. The graceful movement of color and subtle texture create a look that is both industrial and urbane.

Color body field tile is available in multiple rectified formats – 3.75x12, 12x24, 24x24 and a waterjet cut Polygon shape that measures 21.5x29.5. Each NY2LA^{HDP} format boasts of gorgeous shade variations in each of the five color choices: Malibu White, Brentwood Beige, Riverside Steel, Tribeca Taupe, Gramercy Gray, and Chelsea Black. Completing the line are bullnose and dot mosaics in each color, and two waterjet cut polygon mosaics that come featured in a warm or cool mix.

Manufactured using proprietary HDP—High Definition Porcelain® printing technology, NY2LA^{HDP} is appropriate for all applications in both residential and commercial settings. It is entirely made in the USA in our Green Squared® certified Advanced Manufacturing Center in Lawrenceburg, KY, of 40% pre-consumer recycled content. It meets the DCOF AcuTest requirements to be installed in wet areas and is GREENGUARD® and Porcelain Tile certified. Incorporated into the tile surface is Microban® antimicrobial technology that works continuously to inhibit bacteria growth, improve visible cleanliness, and reduce odors.

SHADE VARIATION




NY210 Malibu White




NY220 Brentwood Beige



NY250 Tribeca Taupe



NY230 Riverside Steel



NY260 Gramercy Gray



NY240 Chelsea Black

MALIBU WHITE




MALIBU WHITE



Shown: NY210 24x24 Malibu White



NY210 3.75x12
Malibu White




NY210 12x24
Malibu White



NY210 21.5x29.5
Malibu White (waterjet cut)



NY210 24x24
Malibu White



NY210/M122
Malibu White mosaic



NY275/M12POLY
Warm Mix Polygon mosaic (waterjet cut)

BRENTWOOD BEIGE






Shown: NY220 24x24 Brentwood Beige



NY220 3.75x12
Brentwood Beige



NY220 12x24
Brentwood Beige



NY220 21.5x29.5
Brentwood Beige (waterjet cut)



NY220 24x24
Brentwood Beige



NY220/M122
Brentwood Beige mosaic



NY275/M12POLY
Warm Mix Polygon mosaic (waterjet cut)


TRIBECA TAUPE




TRIBECA TAUPE



Shown: NY250 24x24 Tribeca Taupe



NY250 3.75x12
Tribeca Taupe



NY250 12x24
Tribeca Taupe



NY250 21.5x29.5
Tribeca Taupe (waterjet cut)



NY250 24x24
Tribeca Taupe



NY250/M122
Tribeca Taupe mosaic



NY275/M12POLY
Warm Mix Polygon mosaic (waterjet cut)

RIVERSIDE STEEL





Shown: NY230 12x24 & 24x24 Riverside Steel



NY230 3.75x12
Riverside Steel



NY230 12x24
Riverside Steel



NY230 21.5x29.5
Riverside Steel (waterjet cut)



NY230 24x24
Riverside Steel



NY230/M122
Riverside Steel mosaic



NY285/M12POLY
Cool Mix Polygon mosaic (waterjet cut)

GRAMERCY GRAY





GRAMERCY GRAY

Shown: NY260 12x24 Gramercy Gray, NY285M12POLY Cool Mix Polygon mosaic (waterjet cut)



NY260 3.75x12
Gramercy Gray




NY260 12x24
Gramercy Gray




NY260 21.5x29.5
Gramercy Gray (waterjet cut)



NY260 24x24
Gramercy Gray



NY260/M122
Gramercy Gray mosaic




NY285/M12POLY
Cool Mix Polygon mosaic (waterjet cut)

CHELSEA BLACK





Shown: NY240 21.5x29.5 Chelsea Black Polygon (waterjet cut), EK7KX07 39x118 Kerlite Exedra Albis glossy by Cotto d'Este USA



NY240 3.75x12
Chelsea Black




NY240 12x24
Chelsea Black



NY240 21.5x29.5
Chelsea Black (waterjet cut)



NY240 24x24
Chelsea Black



NY240/M122
Chelsea Black mosaic



NY285/M12POLY
Cool Mix Polygon mosaic (waterjet cut)



PROTECTION THAT LIVES ON
MICROBAN

Shown: NY230 12x24 & 24x24 Riverside Steel

NY2LA HDP

High Definition Porcelain

B Y **floridatile**

Typical Uses

NY2LA^{HDP} color body porcelain floor and wall tile is appropriate for all residential and commercial wall, countertop and backsplash applications, all residential and most commercial floor applications.

This collection features patented Microban® technology that consists of treating the ceramic material with a formulated antimicrobial additive capable of expressing high antimicrobial efficacy using established international laboratory protocols.

Notice: Not all flooring products are suitable for wet areas, specialized applications or commercial use. Please refer to the American National Standard Specifications for Ceramic Tile (ANSI A137.1) for ceramic, stone and glass installation for specific usage and installation information.

This Florida Tile product will contribute to USGBC LEED points and the ANSI approved NAHB Green Building Points.

Properties (Floor)	ASTM	ANSI	Results ¹
DCOF AcuTest ²	A137.1	≥0.42	Pass
Glaze Hardness	Mohs Scale	N/A	7 Mohs
Break Strength	C-648	250 lbf.	500 lbf. avg.
Water Absorption	C-373	≤0.5%	Conforms

¹ These tests are performed by a 3rd party testing lab using industry standard equipment and techniques. Values are offered in good faith as being accurate and typical of normal production. Due to the natural variation of raw materials and manufacturing processes, the values of the purchased product for any particular installation may vary.


² ANSI A137.1 standard, ceramic tiles selected for level interior spaces expected to be walked upon when wet must have a minimum wet DCOF AcuTest value of 0.42.

Field Tile Nominal Size ¹	Metric (cm)	Pcs./Sq Ft ²	Thickness ³
3.75" x 12"	9.5 x 30	3.25	10mm
12" x 24"	30 x 60	.5	10mm
24" x 24"	60 x 60	.25	10mm
21.5" x 29.5" (waterjet cut)	54.5 x 75	.389	10mm

¹ These values may vary from lot to lot.

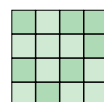
² These values are based on actual sizes including the grout joint.

³ May not apply to textured surfaces or tiles with uneven back patterns.

Trim	Shape	SKU	Nominal Size	Metric (cm)
Bullnose		P43N9	3" x 24"	7.5 x 60

Color Variations

Color reproductions in this printed piece may vary from actual tile colors. Final selection should be made from actual tile samples.



V2

Slight Variation

Clearly distinguishable differences in texture, and/or pattern with similar colors.

