



PIOMBO

Rectified Porcelain Tile



ORE



COMPOUND



METAL



ALLOY

NOMINAL TILE SIZES AVAILABLE



12" x 24"



9" x 36"



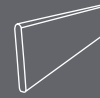
18" x 36"

MOSAICS



2" x 2" (5 x 5)
12" x 12" Mesh-Mounted Mosaic


TRIMS AVAILABLE



4" x 24" (10 x 60)
Bullnose



1" x 6" (2.5 x 15)
Outside Cove Base Corner



6" x 12" (15 x 30)
Cove Base



1" x 6" (2.5 x 15)
Inside Cove Base Corner

Additional information:

Piombo is a mono calibrated rectified glazed porcelain tile that receives its design inspiration from metallic visuals. The series is available in 3 formats, mosaic, surface bullnose, and cove base. The four color combinations bring warmth and liquid movement to create a unique foundation. Piombo is suitable for any interior residential or commercial floor, and for any interior or exterior wall or counter installation. The maximum recommended off set is no greater than 33%. The state of the art ink jet technology randomly selects various sections from the 54 square foot graphic design, allowing for very few images to ever repeat.



Alloy



Ore



Compound




Metal

Product Performance Specifications

Test Description	ASTM / ISO Test	Test Results
Water Absorption	ASTM C373	< 0.50%
Bond Strength	ASTM C482	> 350 psi
Breaking Strength	ASTM C648	< 600 lbf
Chemical Resistance	ASTM C650	Unaffected
Freeze Thaw Resistance	ASTM C1026	Resistant
Mohs Hardness	Mohs Scale	7
Dynamic Coefficient of Friction Range	DCOF AcuTest	0.43 – 0.44

- Ilva guarantees that its products will meet or exceed the performance specifications outlined in ANSI A137.1-1988
- For more information, visit ilva.com.ar



V3
Moderate
Variation

While the colors present on a single piece of tile will be indicative of the colors to be expected on the other tiles, the amount of the colors on each piece may vary significantly.

Product Packaging Information

Size / Description	PCS Per Carton	Sq. Ft. Per Carton	Weight (LBS) Per Carton	Sq. Ft. Per Pallet
12" x 24"	10	19.38	72.3	465.0
9" x 36"	6	13.13	58.4	367.7
18" x 36"	3	13.13	61.4	393.9
2" x 2" Mosaics	9 sheets	8.72	28.2	549.3
4" x 24" Bullnose	11	n/a	23.8	n/a
6" x 12" Cove Base (2 wk Special Order)	12	n/a	22	n/a
1" x 6" In/Out Cove Cnr (2 wk Special Order)	6	n/a	0.9 each	n/a



3215 Corridor Dr. Mira Loma, CA 91752
Ph. 626.961.0051 Fax. 626.336.2217
www.panamericanceramics.com