

---

# SERIES FOUNDATION

---

Stone Look



## PRODUCTS




12"x24"  
**Bedrock Beige 12X24**



12"x24"  
**Bedrock Beige 12X24W Top Deco**



12"x24"  
**Stratum Charcoal 12X24**



12"x24"  
**Stratum Charcoal 12X24W Top Deco**



12"x24"  
**Structure Grey 12X24**



12"x24"  
**Structure Grey 12X24W Top Deco**




12"x24"  
**Terra Brown 12X24**




12"x24"  
**Terra Brown 12X24W Top Deco**



3"x24"  
**Bedrock Beige 3X24 Bullnose**



3"x24"  
**Stratum Charcoal 3X24 Bullnose**




3"x24"  
**Structure Grey 3X24 Bullnose**




3"x24"  
**Terra Brown 3X24 Bullnose**



12"x12"  
**Bedrock Beige 2X2 Mosaic**



12"x12"  
**Stratum Charcoal 2X2 Mosaic**



12"x12"  
**Structure Grey 2X2 Mosaic**



12"x12"  
**Terra Brown 2X2 Mosaic**



## ROOM SCENES





























## PACKING

		BOX			PALLET		
Size	Product type	pcs	sqft	lb	boxes	sqft	lb
12"x24"	Field Tile	7	13.23		40	529.2	
3"x24"	Bullnose	15					
12"x12"	Mosaic	11					

**WARNING** The information contained in this packing list is for guidance only, the contents of the packing may vary. Please consult our sales representatives for an exact list.