






PRODUCT

DETROIT DARK GREY 12X24

Slate Stone Look | 12"x24"



GRAPHIC VARIETY



TECHNICAL DATA

FINISH: Matt
LOOK: Slate Stone Look
CODE: QUME-DE-1
SIZE: 12"x24"
NAME: Detroit Dark Grey 12x24
SERIES: Metro
TYPOLOGY: Porcelain
TYPE OF PIECE: Field Tile
USE: Floor and Wall

PACKING

		BOX			PALLET		
Size	Product type	pcs	sqft	lb	boxes	sqft	lb
12"x24"	Field Tile	6	12		48	576	

WARNING The information contained in this packing list is for guidance only, the contents of the packing may vary. Please consult our sales representatives for an exact list.