




MATTE OR POLISH



SPECIFICATIONS


ELDER MARFIL

ELDER PERLA

ELDER TAUPE


ELDER GRIS

APPLICATION	Wall/Floor
VISUAL	Ce,ment
TYPE	Porcelain
SLIP RESISTANCE	ADA/OSHA
PEI RATING	5
FROST RESISTANCE	YES
SHADE VARIATION	V2



24X24

12X24



MATTE - POLISH

24X48

