




---


**PRODUCT**  
**ASHLAND 30X30 WHITE**

---


Tile | 30"x30" | Porcelain



**GRAPHIC VARIETY**



**DETAILS**



**ROOM SCENES**



## **TECHNICAL DATA**

CODE: QUAS-WH-5  
NAME: Ashland 30X30 White  
SERIES: Ashland  
SIZE: 30"x30"  
FINISH: Matt  
LOOK: Concrete  
FROST RESISTANCE: Yes  
PEI: 4  
SHADE VARIATION: V2  
EDGE: Rectified  
FAMILY: Tile  
STYLE: Contemporary  
SUITABLE FOR: Indoor|Outdoor|Shower  
TYPOLOGY: Porcelain  
TYPE OF PIECE: Field Tile  
USE: Floor and Wall  
NOTES: THIS PRODUCT IS SPECIAL ORDER AND NON CANCELLABLE OR RETURNABLE

**PACKING**

Size	Product type	BOX			PALLET		
		pcs	sqft	lb	boxes	sqft	lb
30"x30"	Field Tile	2	12.1		48		

**WARNING** The information contained in this packing list is for guidance only, the contents of the packing may vary. Please consult our sales representatives for an exact list.