










CARATTERISTICA FEATURES	SIMBOLOGIA SYMBOLICS	metodo di prova test method UNI EN	Fixed Value	Mean Value
dimensione lati dimensions-length and width		ISO 10545-2	+/- 0,6 %	conforme conform
rettilineità dei lati side straightness		ISO 10545-2	+/- 0,5 %	conforme conform
ortogonalità degli spigoli corner squariness		ISO 10545-2	+/- 0,5 %	conforme conform
planarità flatness		ISO 10545-2	+/- 0,5 %	conforme conform
spessore thickness		ISO 10545-2	+/- 5,0 %	conforme conform
assorbimento d'acqua water absorption		ISO 10545-3	≤ 0,5 %	conforme conform
sforzo di rottura breaking strenght		ISO 10545-4	≥ 1300 N se sp ≥ 7,5 mm. ≥ 700 N se sp < 7,5 mm.	conforme conform
modulo di rottura modulus of rapture		ISO 10545-4	≥ 35 N/mm <sup>2</sup>	conforme conform
resistenza alle macchie stain resistance		ISO 10545-14	3 min	classe 4-5