

# WORLD TILE

---




**PRODUCT**  
**DETROIT DARK GREY 24X48**

---

Tile | 24"x48" | Porcelain



## GRAPHIC VARIETY



## ROOM SCENES



## TECHNICAL DATA

CODE: QUME-DE-2N  
NAME: Detroit Dark Grey 24x48  
SIZE: 24"x48"  
SERIES: Metro  
FINISH: Matt  
LOOK: Stone Look  
EDGE: Rectified  
FAMILY: Tile  
FROST RESISTANCE: Yes  
PEI: 4  
BILLING UNIT: SF  
STYLE: Contemporary  
SUITABLE FOR: Indoor|Shower  
TYPOLOGY: Porcelain  
TYPE OF PIECE: Field Tile  
USE: Floor and Wall

## PACKING

Size	Product type	BOX			PALLET		
		pcs	sqft	lb	boxes	sqft	lb
24"x48"	Field Tile	2	16		36		

**WARNING** The information contained in this packing list is for guidance only, the contents of the packing may vary. Please consult our sales representatives for an exact list.