

# WORLD TILE

---


## SERIES CAPRI

---


Stone Look | | Porcelain




## PRODUCTS



**Capri Beige 12X24**  
12"x24" | Porcelain



**Capri Grey 12X24**  
12"x24" | Porcelain



**Capri Light Grey 12X24**  
12"x24" | Porcelain



**Capri Beige 2X2 Mosaic**  
12"x12" | Porcelain



**Capri Grey 2X2 Mosaic**  
12"x12" | Porcelain



**Capri Light Grey 2X2 Mosaic**  
12"x12" | Porcelain



**Capri Beige 3X12 SB**  
3"x12" | Porcelain



**Capri Grey 3X12 SB**  
3"x12" | Porcelain



**Capri Light Grey 3X12 SB**  
3"x12" | Porcelain

## ROOM SCENES







Size	Product type	BOX			PALLET		
		pcs	sqft	lb	boxes	sqft	lb
12"x24"	Field Tile	8	15.28		40		
12"x12"	Mosaic	5					
3"x12"							

**WARNING** The information contained in this packing list is for guidance only, the contents of the packing may vary. Please consult our sales representatives for an exact list.