




---

## **PRODUCT**




# **DETROIT DARK GREY 24X48**

---

24"x48" | Porcelain | Tile



## GRAPHIC VARIETY



## ROOM SCENES



## TECHNICAL DATA

CODE: QUME-DE-2N  
NAME: Detroit Dark Grey 24x48  
SERIES: Metro  
SIZE: 24"x48"  
FINISH: Matt  
LOOK: Slate Stone Look  
FROST RESISTANCE: Yes  
PEI: 4  
STYLE: Contemporary  
SUITABLE FOR: Indoor|Shower  
TYPOLOGY: Porcelain  
TYPE OF PIECE: Field Tile  
USE: Floor and Wall  
FAMILY: Tile  
RECTIFIED: Yes



PACKING

		BOX			PALLET		
Size	Product type	pcs	sqft	lb	boxes	sqft	lb
24"x48"							

**WARNING** The information contained in this packing list is for guidance only, the contents of the packing may vary. Please consult our sales representatives for an exact list.